

A decorative graphic consisting of three blue circles of varying sizes. A thin blue line starts from the top-left corner of the page and extends diagonally towards the center, ending near the smaller middle circle. The circles contain a pattern of concentric squares, creating a tunnel-like effect. The largest circle is at the top, the smallest is in the middle, and the largest is at the bottom right.

SeaMicro RESTful APIs Design Document Phase II

RESTful APIs Version 2.0

Gur Saran
1/24/2014

Overview

This phase involves the new requirements based upon the general approach to be followed for the design similar to the one supported by ConfD (tail-f) configuration setup for the applications. Using this way, the new commands could be added and the existing commands can be modified or removed from the system anytime without changing the source code. Further, source code can be generated or derived directly from the input data provided in files “.api” similar to the CLI based files “.cli”, “.cs” and “.yang”etc. Using this approach following can be achieved:

1. Centralized documentation to the APIs can be generated directly from the input files. Special fields such as “api”, “info”, “help”, “parameters” will be maintained to provide the required information for both error reporting and the documentation.
2. New APIs, Objects, entities, tables, and fields can be added or updated without changing much in the source code.
3. New objects will be created to maintain the required data hierarchy, to be returned back to the user as a result to an API call.
4. Common code can be written and generated using the code generation tool. This way any changes to the earlier specified input files will be reflected in the final source code.
5. New parameterized approach helps making the system RESTful APIs to match some OpenStack conformance and to follow the CLI based design approach.

REST Server

The REST Server deals with the input APIs and processes incoming queries, based upon the latest available processed info, provided in the REST Server cache and also from the XML based I/O Configuration files. REST Server is written in PHP and deals with any incoming requests, processes data and returns back processed results to the end user. REST Server directly interacts with the following components:

- XML and JSON parsers
- Synchronous and Asynchronous Mode Handlers
- REST Server Proxy
- RPC Module
- Lighttp Server
- Request and Response Modules
- Timer module
- Synchronous & Asynchronous Cache
- Event Handler
- XML based I/O Configuration files

I/O Files and configuration

To obtain information about the APIs, their parameters, callback handlers, output data hierarchy, available tables and their fields, available shared memory and their handlers, documentation and error handling etc. following XML files will be used:

1. Servers.api
2. Disks.api
3. Assigns.api
4. Pools.api
5. Volumes.api
6. Interfaces.api
7. Fans.api
8. Fantrays.api
9. Powersupplies.api
10. Vlans.api
11. System.api
12. Cards.api

Each one of the above files has following three main sections:

1. APIs and their handlers support –

APIs and their handler would support the RESTful APIs input formatting and the routines called to provide the support to handle input and transform that to the output results.

2. Database, shared memory and external procedure support –

Database and shared memory support provides the relevant fields and the current data both from the SQLite database and from the shared memory. This info is stored in cache and available for the restserver. This category also includes any data not available from the database tables and the shared memory. The required procedures will be followed to obtain the corresponding data through the external procedures.

3. Output support -

Output support is provided as a data structure used to map the existing required data using the first two categories.

An example file, “servers.api” is given below:

```
<apispec seamicro>  
  <operationalModeAPIs>
```

```

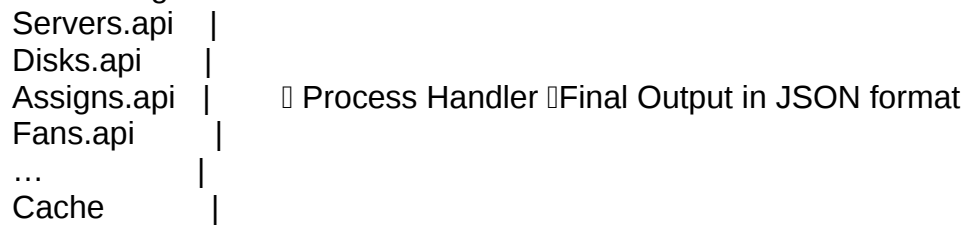
<!-- apis that are implemented -->
<cmd name="server">
<doc>Provide server information</doc>
<method>
  <papi>
    <name>serverSupport</name>
  </papi>
</method>
<params range="0..3">
<param>
  <doc>Server identifier</doc>
  <type><string>serverId</string></type>
</param>
<param>
  <doc>selects all available servers</doc>
  <type><string>all</string></type>
</param>
<param>
  <doc>FieldName is available from the final server hierarchy</doc>
  <type><string>FieldName</string></type>
</param>
<database>
  <servers>
    <string> <serverId /> </string>
    <int> <serverNIC /> </int>
    <string> <serverMacAddr /> </string>
    <string> <serverOpStatus /> </string>
    <string> <serverProc /> </string>
    <string> <serverDescription /> </string>
    <string> <serverVLAN /> </string>
  </servers>
</database>
<output>
  <servers>
    <template to be generated />
  </servers>
</output>
<dependencies>
  <vlans />
  <assigns />
  <bios />
</dependencies>
</cmd>
</operationalModeAPIs>

```

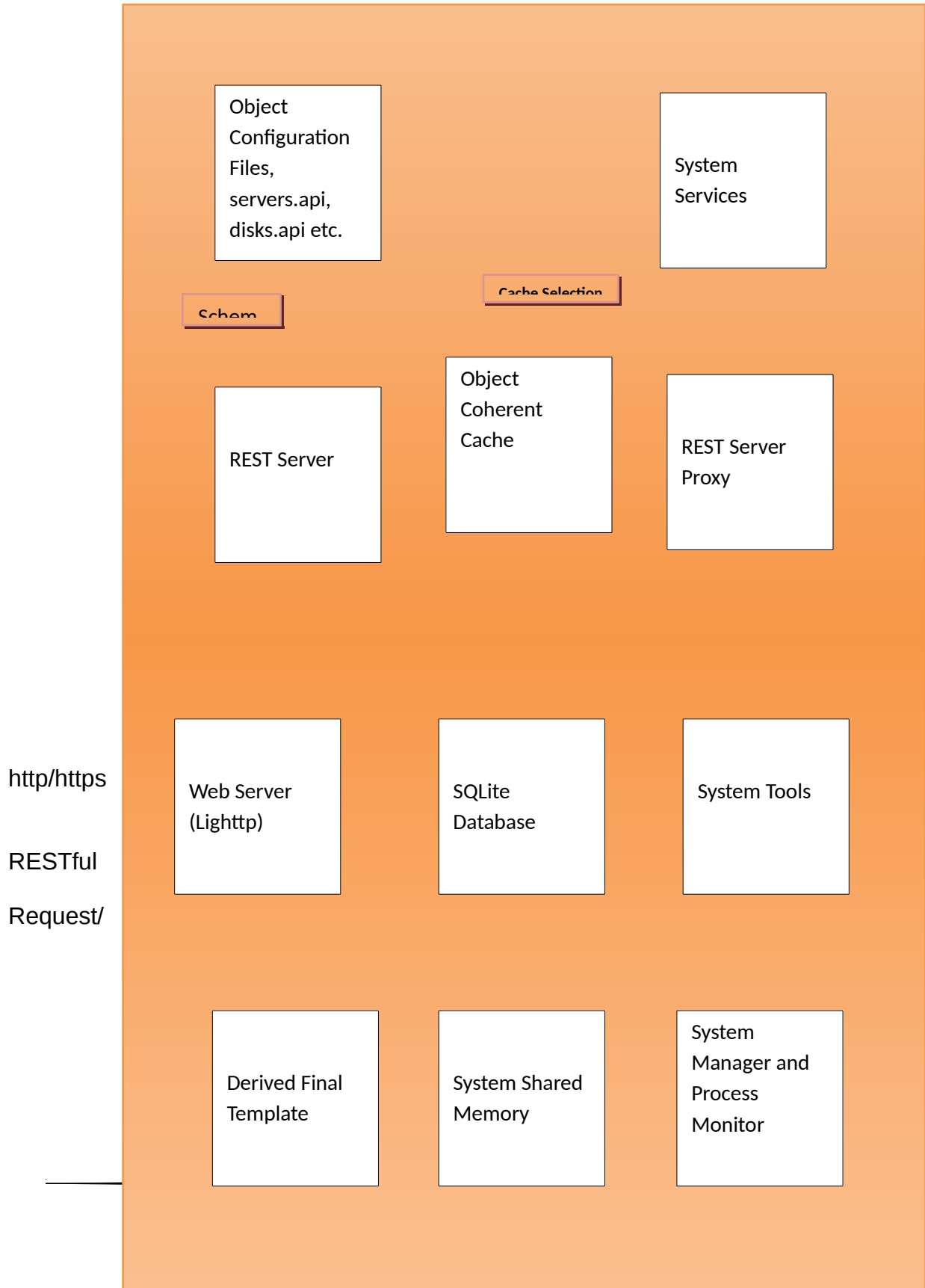
</apispec>

The new code will use the above info and execute commands to send the resultant data in the required format. The template for the final data is obtained from the output tag. Finally, the required output is derived using the template and sent out to the end user.

Below diagram shows the data flow:

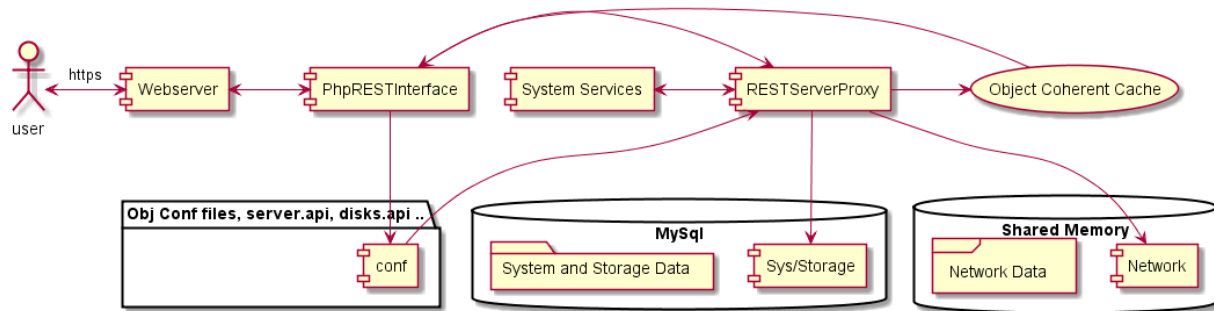


SeaMicro Chassis & REST Service Integration



ResponseOther part of this process design is similar to the RESTful APIs Phase I.

The UML diagram for the SeaMicro Chassis and REST Services Integration is following:



REST Server Proxy

This is a separate process named, “restserverproxy” designed to handle the following:

1. Incoming queries
2. Authenticate user requests
3. Provide authentication token
4. Interact with different processes such as pmon, sysmgr, stm2, ethernet, syslog etc.
5. Handle different events
6. Read the available Conf-D and SQLite database tables and process them
7. Read the shared memory and process that
8. Maintains synchronous and asynchronous cache
9. Read the required configuration data and maintains that
10. Create and maintains required data not available in SQLite database and shared memory
11. Parse XML and other types of information

This part of code is written in C and is available both as an application and a library. restserverproxy can be configured using CLI configuration mode command, “restserver enable” which starts the process. By default it is disabled and the process is not started.

Primary task for this process is to create/update the required cache from the existing database tables, shared memory and using external handlers. The external handlers are of two types, first is a predefined procedure written for fetching the required data and updating the cache and the second, incoming event handlers to make changes to the cache based upon incoming events. The info regarding the tables and their handlers is available in the provided input configuration files and is read in this task.

When the restserverproxy task starts it reads the configuration from the existing configuration files and execute on first creating the corresponding cache by invoking the database handler, shared memory handler and the external handler. Each cache object defined as a base object (servers, disks, assigns etc.) for which the configuration files are defined, can consists of multiple entities to be handled by the different handlers. These handlers can be configured appropriately to obtain the data. The configuration details can be defined in the “.api” module configuration files.

Event Driven Dynamic Data Updates

Other processes that produce the data and restserverproxy is their subscriber send the event based notification (commlib message) to restserverproxy and it updates the changed data into its cache. Once a data change notification arrives to the process queue, the event handler processes the message and calls the corresponding driver to update the requested item’s cache. The tasks that feed info on any changes are stm2, sysmgr, Ethernet etc. and the information get updated into different cache objects. The current data structure required to send the updates to restserverproxy are given below:

1. Message Header
2. Message Body

Message header is defined as standard and is common to the system’s other tasks. The header has message id which identifies every message uniquely within the system. These message ids are predefined and used appropriately by the event handler. The standard commlib messages are defines as below:

All messages sent to restserverproxy must use the above data structures to send events info. After processing the message received information get updated into the cache. Following are the example event ids for module up, down, missing and powered off respectively:

1. *CL_SYSEVENT_MODULE_UP*
2. *CL_SYSEVENT_MODULE_DOWN*
3. *CL_SYSEVENT_MODULE_MISSING*
4. *CL_SYSEVENT_MODULE_POWEREDOFF*

The events regarding change in the parameters will be sent to the restserverproxy with a key to the table where the item belongs along with the parameter name and its new value. It should also mention if the value is to be added or changed or deleted from the table.

Following cache objects need event based information for the below defined items (fields):

I. Servers

Object Name	Object Type	Release Version
ServerIndex	Integer	3.3
ServerId	Integer	3.3
ServerNic	Integer	3.3
serverMacStatus	MacAddress	3.3
serverOpStatus	Integer	3.3
serevrProc	String	3.3
serverDescription	String	3.3
taggedVlans	String	3.5
UntaggedVlan	String	3.5
untaggedTrafficDrop	Boolean	3.5
vlanPassThrough	Boolean	3.5
biosConfig	biosConfigType	3.5
UUID	String	3.5

II. Storage Disks

Object Name	Object Type	Release Version
Disk Index	Integer	3.3
Disk Name	String	3.3
Disk Model	String	3.3
Disk Serial	String	3.3
Disk Revision	String	3.3
Disk Size	Integer	3.3

Disk Status	Integer	3.3
UUID	String	3.5

III. Storage Assigns

Object Name	Object Type	Release Version
assignIndex	Integer	3.3
assignServerId	String	3.3
assignVdiskId	Integer	3.3
assignVolumeName	String	3.3
UUID	String	3.5

IV. Fans

Object Name	Object Type	Release Version
fanIndex	Integer	3.3
fanId	String	3.3
fanRpm	Integer	3.3
fanStatus	INTERGER	3.3
UUID	String	3.5

V. Fantrays

Object Name	Object Type	Release Version
fantrayIndex	Integer	3.3
fantrayId	String	3.3
fantrayStatus	INTERGER	3.3

UUID	String	3.5
-------------	--------	-----

VI. Powersupplies

Object Name	Object Type	Release Version
psIndex	Integer	3.3
psId	String	3.3
psRpm	Integer	3.3
psSensor0Temp	Integer	3.3
psSensor1Temp	Integer	3.3
psVoltage	Integer	3.3
psAmp	Integer	3.3
psPower	Integer	3.3
psStatus	Integer	3.3
UUID	String	3.5

VII. Interfaces

Object Name	Object Type	Release Version
ifIndex	Integer	3.3
ifDescr	String	3.3
ifType	IANAifType	3.3
ifMtu	Integer	3.3
ifSpeed	Integer	3.3
ifPhysAddress	PhysAddress	3.3
ifAdminStatus	Integer	3.3
ifOperStatus	Integer	3.3

ifLastChange	Integer	3.3
ifInOctets	Integer	3.3
ifInUCastePkts	Integer	3.3
ifInNUCastePkts	Integer	3.3
ifInDiscards	Integer	3.3
ifInErrors	Integer	3.3
ifInUnkownProtos	Integer	3.3
ifOutOctets	Integer	3.3
ifOutUcastPkts	Integer	3.3
ifOutNUcastPkts	Integer	3.3
ifOutDiscards	Integer	3.3
ifOutErrors	Integer	3.3
ifOutQLen	Integer	3.3
ifSpecific	Integer	3.3
Interface port-channel tagged VLAN	vlanType	3.5
Interface port-channel untagged VLAN	vlanType	3.5
ifName	String	3.3
ifInMulticastPkts	Integer	3.3
ifInBroadcastPkts	Integer	3.3
ifOutMulticastPkts	Integer	3.3
ifOutBroadcastPkts	Integer	3.3
ifHCInOctets	Integer	3.3
ifHCInUcastPkts	Integer	3.3
ifHCInMulticastPkts	Integer	3.3

ifHCInBroadcastPkts	Integer	3.3
ifHCOctets	Integer	3.3
ifHCOutUcastPkts	Integer	3.3
ifHCOutMulticastPkts	Integer	3.3
ifHCOutBroadcastPkts	Integer	3.3
ifLinkUpDownTrapEnable	Integer	3.3
ifHighSpeed	Integer	3.3
ifPromiscuousMode	Boolean	3.3
ifConnectorPresent	Boolean	3.3
ifAlias	String	3.3
ifCounterDiscontinuityTime	TimeStamp	3.3
UUID	String	3.5

VIII. Cards

Object Name	Object Type	Release Version
cardId	String	3.3
cardType	String	3.3
cardSlotTray	String	3.3
cardStatus	String	3.3
cardSensor0Temp	Integer	3.3
cardSensor1Temp	Integer	3.3
UUID	String	3.5

IX. System

Object Name	Object Type	Release Version
-------------	-------------	-----------------

sysObjectId (UUID)	String	3.3
sysUpTime	Integer	3.3
Version	String	3.5
Global VLAN	VLANType	3.5

X. **Storage Pools**

Object Name	Object Type	Release Version
Id	Integer	3.5
vdiskId	Integer	3.5
SIZE	Integer	3.5
Free Size	Integer	3.5
Disk Count	Integer	3.5
Disks	Integer	3.5
volCount	Integer	3.5
Property	Integer	3.5
UUID	String	3.5

XI. **Storage Volumes**

Object Name	Object Type	Release Version
Id	Integer	3.5
Property	Integer	3.5
SIZE	Integer	3.5
UUID	String	3.5

Regular Data Updates

Whenever there is a request from restserver to update a cache object, the operation is performed by restserverproxy on behalf of restserver and the requested object is updated. Every time http/https request is received in the restserver, the restserver checks the status on the object and if the object was last updated more than a minute, it sends a request to restserverproxy to update the whole object and the object is updated from the original source (database tables, shared memory and external even handlers) per the request.

The structure used by the restserverproxy to formulate an object is decided per the specifications provided in the configuration files. The configuration files are the first thing restserverproxy reads and decide what objects need to be created, what they contain and which handlers to use to create these objects. All this information available within these configuration files and the selected objects constitute the RESTful APIs scope and their definition. These configuration files also constitute the information for the APIs documentation, which can be generated on an external request that comes from a user.

The database update in the cache accepts all the available fields info defined within a table. More fields are created and updated from the shared memory and using external handlers. Following data flow is maintained for the servers object cache:

Return Codes

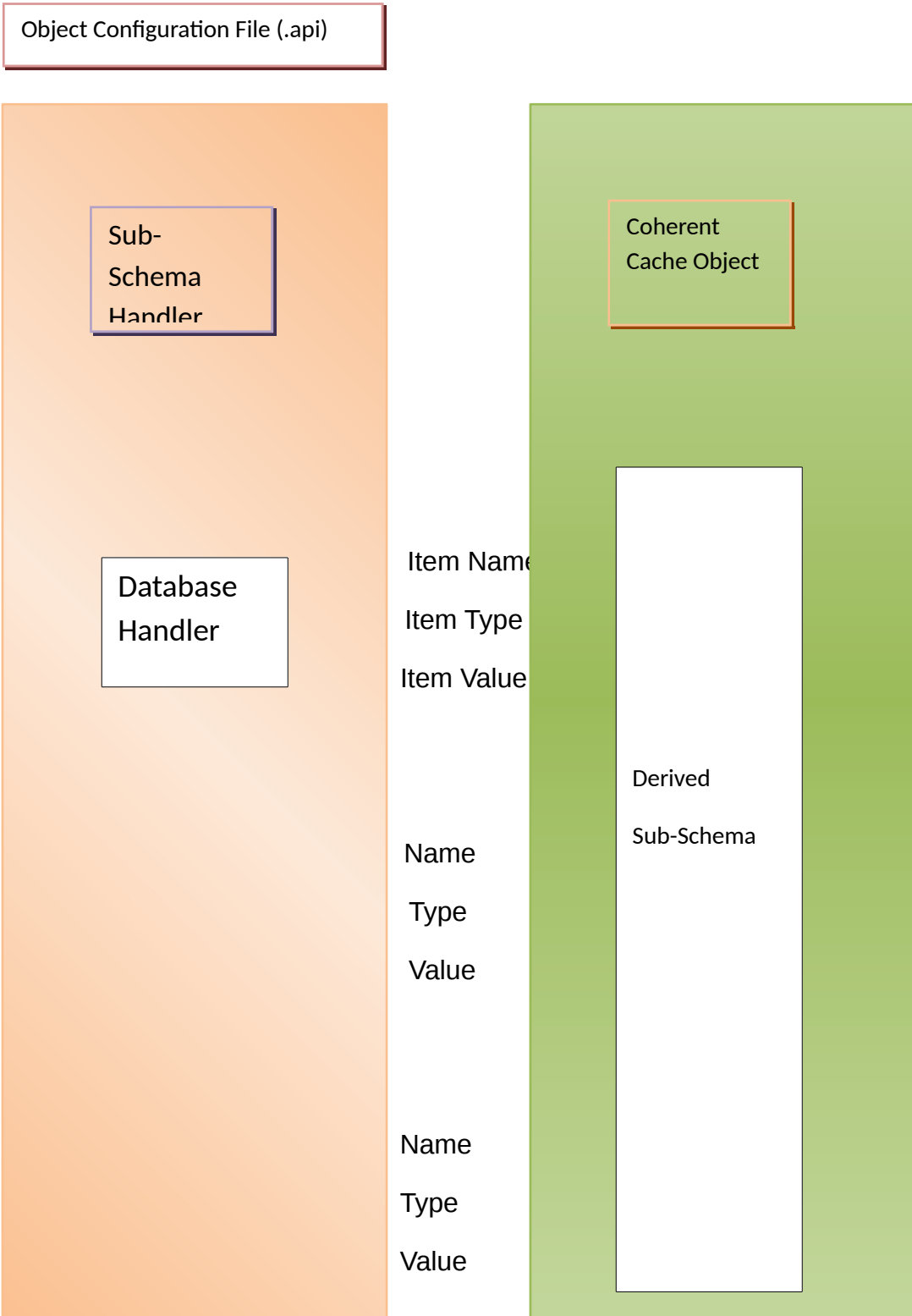
Success Response:

Code	Status	Description
200	OK	Request was processed
201	Created	Created a new item
202	Accepted	Request was accepted and is being processed (but has not completed)
204	No Content	The item has been deleted
301	Redirected	Request is redirected
304	Not Modified	The data has not been modified since last request

Failure Response:

Code	Error	Description
400	Bad Request	Invalid request
401	Unauthorized	The request needs to be authorized
403	Forbidden	The request is not allowed
404	Not found	The resource is not found
500	Internal Server Error	Unexpected error during processing ¹
501	Internal Server Error	Unimplemented method

1



A sub-schema creation using the existing database, shared memory

and external handler

The data format to provide event based update should be selected as defined earlier.

Storage Pools and Storage Volumes Database Tables

Two new SQLite database tables, storage pools and storage volumes will be added. Code will be auto-generated to work with the existing frame work to add and retrieve the data using SQLite's blob structure of type SmObject_t. The fields to be added in the tables are shown earlier in this document.

Action and Configuration Commands

Following categories of action and configuration commands will be considered:

Server

Server Power-on, Power-off and Reset

BIOS Configuration – boot order, C states, CPU frequency scaling, Hide Top Mem, Hyper threading

NIC – create VLAN, delete VLAN, set VLAN pass through mode, set untagged VLAN drop, set tagged and untagged VLAN

Cards

Cards(mxcard, ucard, smcard, scard, ccard) - Power-on, Power-off and Reset, activate

and deactivate cards LEDs

Storage

Provision, add pool, delete pool, add volume, delete volume, volume delete with prefix,

add disk to a pool, delete disk from a pool, assign disk to server, and assign and un-assign

volume to a server, mount and un-mount pools, rename pool, clear pool, power-on disks,

power-off disks, activate and deactivate disk LEDs, set and unset disk-io mode, set and

unset disk-management mode, assign and un-assign raid hot spares, assign and un-assign

raid level, assign raid stripe size

Interface

Create VLAN, delete VLAN, set VLAN pass through mode, set VLAN untagged

Traffic drop, create and delete tagged and untagged VLANs on tengigabitethernet and

gigabitethernet, create and delete gratuitous arp, shutdown and bring up

tengigabitethernet and gigabitethernet, add and delete a VLAN to inband, set interface

description, shutdown and bring up management ethernet, allow and not allow http,

https, ipmi, ntp, radius, snmp, ssh, tacacs, termserv on inband, allow and not allow http,

https, and telnet to management ethernet.

System

Write-memory (save) system active configuration, create and delete VLANs, enable and

disable custom routes, recover routes, system switchover to a specified mxcard, system

switchover to any available mxcard, write a message to LCD panel, write a message to

system log, chassis reload, chassis halt.

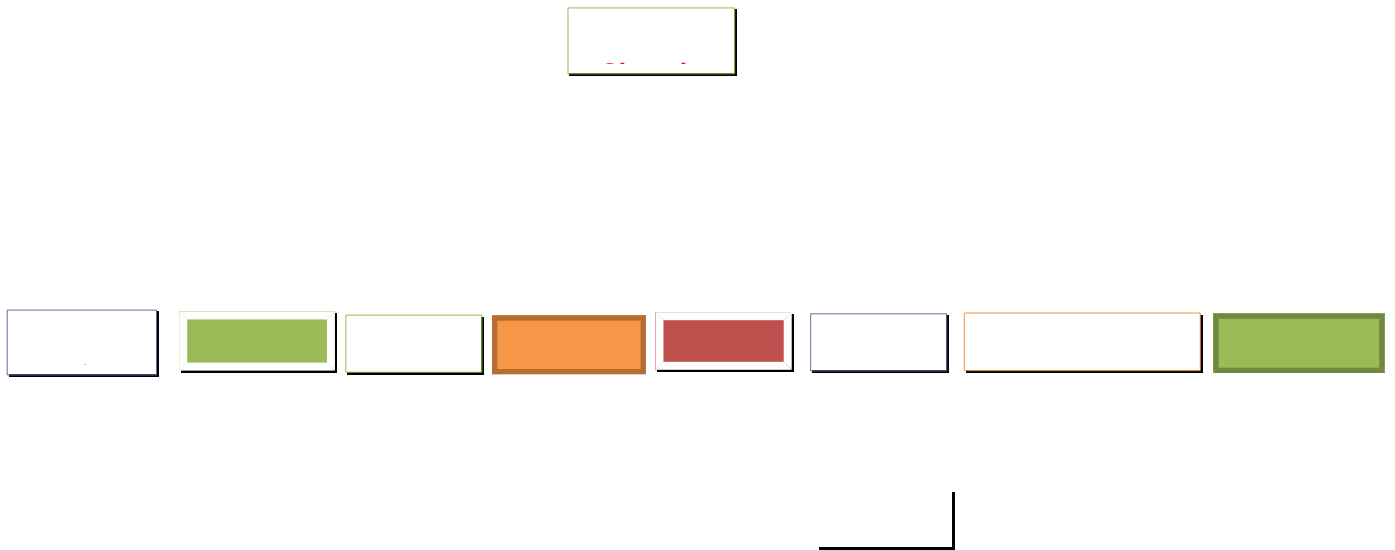
Conclusion

The new design involves selectable APIs through static configuration with a required hierarchical output with the latest JSON data. The auto-documentation will be available on the request from the end user. The current system will be in compliance with the OpenStack and will follow the approach from the SeaMicro CLI interface based RESTful APIs. This will involve most of the currently available CLI commands.

Objects –

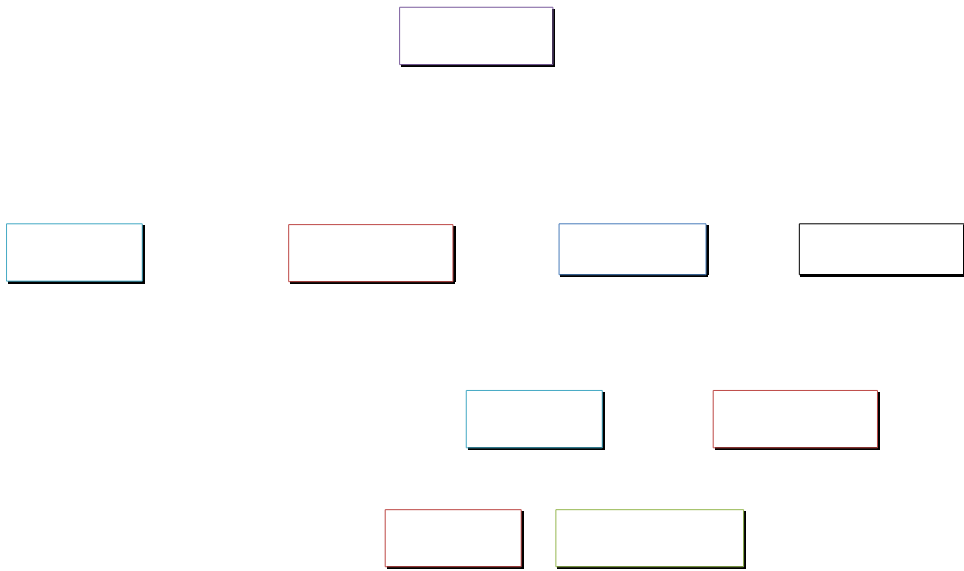
There are different levels of components kept in our chassis and they are related physically and logically and a hierarchy of objects is maintained. This hierarchy is displayed when a RESTful APIs GET calls are made.

Chassis relationships hierarchy -




Storage relationships hierarchy -

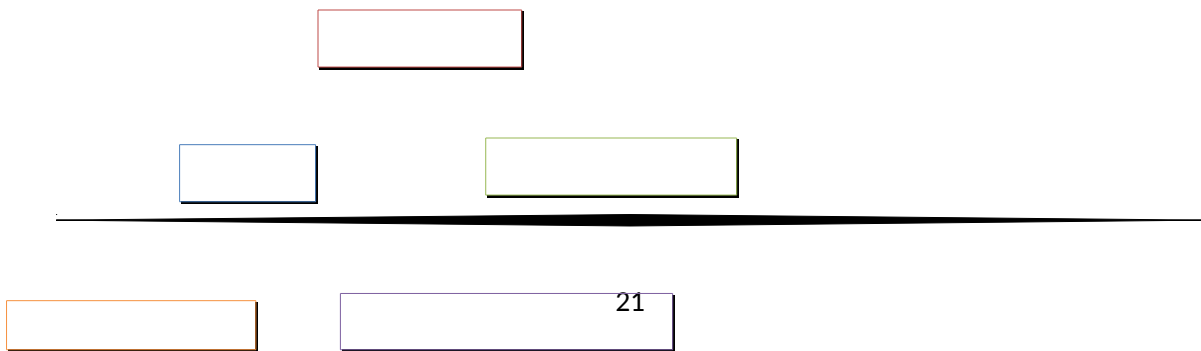




Server relationships hierarchy –



Interfaces relationships hierarchy –



Appendix

GET Commands

Login

Logs in to the system and provides “authtoken” to be used for further communication.

```
Curl -X GET http://ch20.amd.com/v2.0/login?username=john&password=jsecret -H 'Content-type: application/x-www-form-urlencoded'
```

Response

“OpaqueRef:510846bb-1ffd-fe74-f544-b73157f6ad12”

Failure Response

```
{"result" : "", "error" : {"code" : "HTTP Error Code", "message" : "Unauthorized: Invalid data, access not allowed"}}
```

Logout

Logs out of the system and the provided token become invalid if used further.

```
Curl -X GET http://ch20.amd.com/v2.0/logout?authtoken=OpaqueRef:510846bb-1ffd-fe74-f544-b73157f6ad12 -H 'Content-type: application/x-www-form-urlencoded'
```

Response

“OpaqueRef:510846bb-1ffd-fe74-f544-b73157f6ad12”

Failure Response

```
{"result" : "", "error" : {"code" : "HTTP Error Code", "message" : "Unauthorized: Invalid data, access not allowed"}}
```

POST Commands for Login and Logout

Login

Logs in to the system and provides “authtoken” to be used for further communication.

```
Curl -X POST http://ch20.amd.com/v2.0/login -d '{"username" : "john", "password" : "jsecret"}' -H 'Content-type: application/x-www-form-urlencoded'
```

Response

```
"OpaqueRef:510846bb-1ffd-fe74-f544-b73157f6ad12"
```

Failure Response

```
{"result" : "", "error" : {"code" : "HTTP Error Code", "message" : "Unauthorized: Invalid data, access not allowed"}}
```

Logout

Logs out of the system and the provided token become invalid if used further.

```
Curl -X POST http://ch20.amd.com/v2.0/logout -d '{"authtoken" : "OpaqueRef:510846bb-1ffd-fe74-f544-b73157f6ad12"}' -H 'Content-type: application/json'
```

Response

```
"OpaqueRef:510846bb-1ffd-fe74-f544-b73157f6ad12"
```

Failure Response

```
{"result" : "", "error" : {"code" : "HTTP Error Code", "message" : "Unauthorized: Invalid data, access not allowed"}}
```

Chassis info

This API provides all chassis data.

```
Curl -X GET http://ch20.amd.com/v2.0/chassis?username=john&password=jsecret -H 'Content-type: application/x-www-form-urlencoded'
```

OR

```
curl -X GET http://ch20.amd.com/v2.0/chassis?authtoken=OpaqueRef:3a15e979-bad4-84d4-45cf-98c856c6ca55 -H 'Content-type: application/x-www-form-urlencoded'
```

Response

JSON Data.

Failure Response

```
{"result" : "", "error" : {"code" : "HTTP Error Code", "message" : "Failure: ERROR MESSAGE"}}
```

System info

This API provides all system data.

```
Curl -X GET
http://ch20.amd.com/v2.0/chassis/system?username=john&password=jsecret -H
'Content-type: application/json'
```

OR

```
curl -X GET
http://ch20.amd.com/v2.0/chassis/system?authToken=OpaqueRef:3a15e979-bad4-
84d4-45cf-98c856c6ca55' -H 'Content-type: application/x-www-form-urlencoded'
```

Response

JSON Data.

Failure Response

```
{"result" : "", "error" : {"code" : "HTTP Error Code", "message" : "Failure: ERROR MESSAGE"}}
```

Here is the API and its successful response with the data:

<http://ch10.amd.com/v2.0/chassis/system?username=admin&password=seamicro>

1. {
 2. "model": "SM15k",
 3. "version": "99.99.0.0",
 4. "build": "99.99.0.0_47651",
 5. "id": "583",
 6. "uuid": "e77961af-6e8d-3bfb-8086-6d847eb2df21",
-

```
7.     "baseMac": "00:21:53:12:23:00",
8.     "mcarrier": "m3v1",
9.     "ccardType":
10.    {
11.        "asicVersion": "2",
12.        "cpuType": "Intel Xeon(Sabre)"
13.    },
14.     "uptime": 13166,
15.     "lastReset": "Power Cycled",
16.     "autoPowerRestore": "enabled",
17.     "autoPowerRestoreDelaySecs": "7",
18.     "customizedRouting": "disabled",
19.     "vlans": "1-4094"
20. }
```

System VLANs info

This API provides all system VLANs data.

```
Curl                                -X                                GET
http://ch20.amd.com/v2.0/chassis/system/vlans?username=john&password=jsecret -H
'Content-type: application/json'
```

OR

```
curl                                -X                                GET
http://ch20.amd.com/v2.0/chassis/system/vlans?authtoken=OpaqueRef:3a15e979-
bad4-84d4-45cf-98c856c6ca55 -H 'Content-type: application/x-www-form-urlencoded'
```

Response

JSON Data.

Failure Response

```
{"result" : "", "error" : {"code" : "HTTP Error Code", "message" : "Failure: ERROR MESSAGE"}}
```

Here is the API and its successful response with the data:

<http://ch10.amd.com/v2.0/chassis/system/vlans?username=admin&password=seamicro>

"1-4094"

MxCard info

This API provides all mxcards info.

```
Curl -X GET
http://ch20.amd.com/v2.0/chassis/mxcards?username=john&password=jsecret -H
'Content-type: application/x-www-form-urlencoded'
```

OR

```
curl -X GET
http://ch20.amd.com/v2.0/chassis/mxcards?authToken=OpaqueRef:3a15e979-bad4-84d4-45cf-98c856c6ca55 -H 'Content-type: application/x-www-form-urlencoded'
```

Response

JSON Data.

Failure Response

```
{"result" : "", "error" : {"code" : "HTTP Error Code", "message" : "Failure: ERROR MESSAGE"}}
```

Here is the API and its successful response with the data:

<http://ch10.amd.com/v2.0/chassis/mxcards?username=admin&password=seamicro>

1. {

```
2.   "0":
3.   {
4.     "type": "cardNotPresent",
5.     "active": false,
6.     "uptime": "",
7.     "temp":
8.     {
9.       "fpga0": "29",
10.      "fpga1": "29",
11.      "npu": ""
12.    },
13.    "version":
14.    {
15.      "mgmtSW": "",
16.      "ethernetXFPGA": "",
17.      "bootROM": "",
18.      "NPU": ""
19.    }
20.  },
21.  "1":
22.  {
23.    "type": "mxCard1G",
```

```
24.     "active": true,
25.     "uptime": 13286,
26.     "temp":
27.     {
28.         "fpga0": "29",
29.         "fpga1": "28",
30.         "npu": "55"
31.     },
32.     "version":
33.     {
34.         "mgmtSW": "99.99.0.0_47651",
35.         "ethernetXFPGA": "3.3.0.0_45085",
36.         "bootROM": "3.0.0.0_37467",
37.         "NPU": "5.3.1.0_45438"
38.     }
39. },
40. "2":
41. {
42.     "type": "cardNotPresent",
43.     "active": false,
44.     "uptime": "",
45.     "temp":
```

```
46.     {
47.         "fpga0": "29",
48.         "fpga1": "29",
49.         "npu": ""
50.     },
51.     "version":
52.     {
53.         "mgmtSW": "",
54.         "ethernetXFPGA": "",
55.         "bootROM": "",
56.         "NPU": ""
57.     }
58. },
59. "3":
60. {
61.     "type": "cardNotPresent",
62.     "active": false,
63.     "uptime": "",
64.     "temp":
65.     {
66.         "fpga0": "29",
67.         "fpga1": "29",
```

```
68.         "npu": ""
69.     },
70.     "version":
71.     {
72.         "mgmtSW": "",
73.         "ethernetXFPGA": "",
74.         "bootROM": "",
75.         "NPU": ""
76.     }
77. },
78. "4":
79. {
80.     "type": "mxCard10G",
81.     "active": true,
82.     "uptime": 13274,
83.     "temp":
84.     {
85.         "fpga0": "27",
86.         "fpga1": "28",
87.         "npu": "51"
88.     },
89.     "version":
```

```
90.     {
91.         "mgmtSW": "99.99.0.0_47651",
92.         "ethernetXFPGA": "3.3.0.0_45085",
93.         "bootROM": "3.0.0.0_37467",
94.         "NPU": "5.3.1.0_45438"
95.     }
96. },
97. "5":
98. {
99.     "type": "mxCard10G",
100.     "active": true,
101.     "uptime": 13284,
102.     "temp":
103.     {
104.         "fpga0": "31",
105.         "fpga1": "32",
106.         "npu": "51"
107.     },
108.     "version":
109.     {
110.         "mgmtSW": "99.99.0.0_47651",
111.         "ethernetXFPGA": "3.3.0.0_45085",
```



```
112.         "bootROM": "3.0.0.0_37467",
113.         "NPU": "5.3.1.0_45438"
114.     }
115. },
116. "6":
117. {
118.     "type": "cardNotPresent",
119.     "active": false,
120.     "uptime": "",
121.     "temp":
122.     {
123.         "fpga0": "29",
124.         "fpga1": "29",
125.         "npu": ""
126.     },
127.     "version":
128.     {
129.         "mgmtSw": "",
130.         "ethernetXFPGA": "",
131.         "bootROM": "",
132.         "NPU": ""
133.     }
```

```
134.     },
135.     "7":
136.     {
137.         "type": "mxCardRepeater",
138.         "active": true,
139.         "uptime": "",
140.         "temp":
141.         {
142.             "fpga0": "",
143.             "fpga1": "",
144.             "npu": ""
145.         },
146.         "version":
147.         {
148.             "mgmtSW": "",
149.             "ethernetXFPGA": "",
150.             "bootROM": "",
151.             "NPU": ""
152.         }
153.     }
154. }
```

MxCard info

This API provides data for mxcard-2.

```
Curl -X GET
http://ch20.amd.com/v2.0/chassis/mxcards/2?'username=john&password=jsecret' -H
'Content-type: application/x-www-form-urlencoded'
```

OR

```
curl -X GET
http://ch20.amd.com/v2.0/chassis/mxcards/2?'authToken=OpaqueRef:3a15e979-bad4-
84d4-45cf-98c856c6ca55' -H 'Content-type: application/x-www-form-urlencoded'
```

Response

JSON Data.

Failure Response

```
{"result" : "", "error" : {"code" : "HTTP Error Code", "message" : "Failure: ERROR
MESSAGE"}}
```

Here is the API and its successful response with the data:

<http://ch10.amd.com/v2.0/chassis/mxcards/2?username=admin&password=seamicro>

1. {
 2. "type": "cardNotPresent",
 3. "active": false,
 4. "uptime": "",
 5. "temp":
 6. {
 7. "fpga0": "29",
 8. "fpga1": "29",
 9. "npu": ""
-

```
10.   },
11.   "version":
12.   {
13.     "mgmtSW": "",
14.     "ethernetXFPGA": "",
15.     "bootROM": "",
16.     "NPU": ""
17.   }
18. }
```

MxCard-3 info

This API provides data about mxcard-3.

```
Curl                               -X                               GET
http://ch20.amd.com/v2.0/chassis/mxcards/3?username=john&password=jsecret -H
'Content-type: application/x-www-form-urlencoded'
```

OR

```
curl                               -X                               GET
http://ch20.amd.com/v2.0/chassis/mxcard/3?authToken=OpaqueRef:3a15e979-bad4-
84d4-45cf-98c856c6ca55' -H 'Content-type: application/x-www-form-urlencoded'
```

Response

JSON Data.

Failure Response

```
{"result" : "", "error" : {"code" : "HTTP Error Code", "message" : "Failure: ERROR
MESSAGE"}}
```

MxCard-3 card type info

This API provides data about mxcard-3 type.

```
Curl -X GET
http://ch20.amd.com/v2.0/chassis/mxcards/3/type?username=john&password=jsecret
-H 'Content-type: application/x-www-form-urlencoded'
```

OR

```
curl -X GET
http://ch20.amd.com/v2.0/chassis/mxcards/3/type?authToken=OpaqueRef:3a15e979-
bad4-84d4-45cf-98c856c6ca55' -H 'Content-type: application/x-www-form-urlencoded'
```

Response

JSON Data.

Failure Response

```
{"result": "", "error": {"code": "HTTP Error Code", "message": "Failure: ERROR
MESSAGE"}}
```

Here is the API and its successful response with the data:

<http://ch10.amd.com/v2.0/chassis/mxcards/3/type?username=admin&password=seamicro>

```
"mxCard1G"
```

Ucard info

This API provides data about ucard.

```
Curl -X GET
http://ch20.amd.com/v2.0/chassis/ucard?username=john&password=jsecret
-H 'Content-type: application/x-www-form-urlencoded'
```

OR

```
curl -X GET
http://ch20.amd.com/v2.0/chassis/ucard?authToken=OpaqueRef:3a15e979-bad4-84d4-
45cf-98c856c6ca55' -H 'Content-type: application/x-www-form-urlencoded'
```

Response

JSON Data.

Failure Response

```
{"result" : "", "error" : {"code" : "HTTP Error Code", "message" : "Failure: ERROR MESSAGE"}}
```

Here is the API and its successful response with the data:

<http://ch10.amd.com/v2.0/chassis/ucard?username=admin&password=seamicro>

```
1. {  
2.     "0":  
3.     {  
4.         "active": true  
5.     }  
6. }
```

scard info

This API provides data for all scards.

```
Curl                                -X                                GET  
http://ch20.amd.com/v2.0/chassis/scards?username=john&password=jsecret -H  
'Content-type: application/x-www-form-urlencoded'
```

OR

```
curl                                -X                                GET  
http://ch20.amd.com/v2.0/chassis/scards?authToken=OpaqueRef:3a15e979-bad4-84d4-45cf-98c856c6ca55 -H 'Content-type: application/x-www-form-urlencoded'
```

Response

JSON Data.

Failure Response

```
{"result" : "", "error" : {"code" : "HTTP Error Code", "message" : "Failure: ERROR MESSAGE"}}
```

Here is the API and its successful response with the data:

<http://ch10.amd.com/v2.0/chassis/scards?username=admin&password=seamicro>

```
1. {
2.   "0":
3.   {
4.     "type": "sCard",
5.     "mgmtMode": "volume",
6.     "ioMode": "write-through",
7.     "raid": false,
8.     "raidLevel": "none",
9.     "stripeSize": "",
10.    "active": true,
11.    "internalDisks":
12.    [
13.      "0/0",
14.      "0/2",
15.      "0/4",
16.      "0/6"
17.    ],
18.    "externalDisks": "",
19.    "temp":
```

```
20.     {
21.         "sensor0": "55"
22.     },
23.     "version":
24.     {
25.         "scard": "0.5.0.0_47646"
26.     }
27. },
28. "1":
29. {
30.     "type": "sCard",
31.     "mgmtMode": "disk",
32.     "ioMode": "write-back",
33.     "raid": false,
34.     "raidLevel": "none",
35.     "stripeSize": "",
36.     "active": true,
37.     "internalDisks":
38.     [
39.         "1/3",
40.         "1/5",
41.         "1/7",
```



```
42.         "1/1"
43.     ],
44.     "externalDisks": "",
45.     "temp":
46.     {
47.         "sensor0": "53"
48.     },
49.     "version":
50.     {
51.         "scard": "0.5.0.0_47646"
52.     }
53. },
54. "2":
55. {
56.     "type": "cardNotPresent",
57.     "mgmtMode": "",
58.     "ioMode": "",
59.     "raid": false,
60.     "raidLevel": "",
61.     "stripeSize": "",
62.     "active": false,
63.     "internalDisks": "",
```

```
64.     "externalDisks": "",
65.     "temp":
66.     {
67.         "sensor0": ""
68.     },
69.     "version":
70.     {
71.         "scard": ""
72.     }
73. },
74. "3":
75. {
76.     "type": "cardNotPresent",
77.     "mgmtMode": "",
78.     "ioMode": "",
79.     "raid": false,
80.     "raidLevel": "",
81.     "stripeSize": "",
82.     "active": false,
83.     "internalDisks": "",
84.     "externalDisks": "",
85.     "temp":
```

```
86.     {
87.         "sensor0": ""
88.     },
89.     "version":
90.     {
91.         "scard": ""
92.     }
93. },
94. "4":
95. {
96.     "type": "cardNotPresent",
97.     "mgmtMode": "",
98.     "ioMode": "",
99.     "raid": false,
100.     "raidLevel": "",
101.     "stripeSize": "",
102.     "active": false,
103.     "internalDisks": "",
104.     "externalDisks": "",
105.     "temp":
106.     {
107.         "sensor0": ""
```

```
108.     },
109.     "version":
110.     {
111.         "scard": ""
112.     }
113. },
114. "5":
115. {
116.     "type": "sCard",
117.     "mgmtMode": "volume",
118.     "ioMode": "write-back",
119.     "raid": false,
120.     "raidLevel": "none",
121.     "stripeSize": "",
122.     "active": true,
123.     "internalDisks": "",
124.     "externalDisks": "",
125.     "temp":
126.     {
127.         "sensor0": "55"
128.     },
129.     "version":
```

```
130.     {
131.         "scard": "0.5.0.0_47646"
132.     }
133. },
134. "6":
135. {
136.     "type": "cardNotPresent",
137.     "mgmtMode": "",
138.     "ioMode": "",
139.     "raid": false,
140.     "raidLevel": "",
141.     "stripeSize": "",
142.     "active": false,
143.     "internalDisks": "",
144.     "externalDisks": "",
145.     "temp":
146.     {
147.         "sensor0": ""
148.     },
149.     "version":
150.     {
151.         "scard": ""
```

```
152.     }
153. },
154. "7":
155. {
156.     "type": "sCard",
157.     "mgmtMode": "disk",
158.     "ioMode": "write-back",
159.     "raid": false,
160.     "raidLevel": "none",
161.     "stripeSize": "",
162.     "active": true,
163.     "internalDisks":
164.     [
165.         "7/2",
166.         "7/7"
167.     ],
168.     "externalDisks":
169.     [
170.         "50:05:0c:c1:0d:25:94:3f/12",
171.         "50:05:0c:c1:0d:25:94:7f/8",
172.         "50:05:0c:c1:0d:25:94:7f/1",
173.         "50:05:0c:c1:0d:25:9e:7f/25",
```

174. "50:05:0c:c1:0d:25:94:7f/22",
 175. "50:05:0c:c1:0d:25:94:7f/9",
 176. "50:05:0c:c1:0d:25:9e:7f/26",
 177. "50:05:0c:c1:0d:25:9e:3f/6",
 178. "50:05:0c:c1:0d:25:94:7f/26",
 179. "50:05:0c:c1:0d:25:94:7f/25",
 180. "50:05:0c:c1:0d:25:9e:3f/7",
 181. "50:05:0c:c1:0d:25:94:7f/18",
 182. "50:05:0c:c1:0d:25:9e:7f/22",
 183. "50:05:0c:c1:0d:25:9e:7f/15",
 184. "50:05:0c:c1:0d:25:94:7f/16",
 185. "50:05:0c:c1:0d:25:9e:3f/4",
 186. "50:05:0c:c1:0d:25:94:7f/17",
 187. "50:05:0c:c1:0d:25:9e:3f/2",
 188. "50:05:0c:c1:0d:25:94:7f/20",
 189. "50:05:0c:c1:0d:25:94:7f/0",
 190. "50:05:0c:c1:0d:25:94:7f/4",
 191. "50:05:0c:c1:0d:25:9e:3f/9",
 192. "50:05:0c:c1:0d:25:9e:7f/8",
 193. "50:05:0c:c1:0d:25:9e:7f/3",
 194. "50:05:0c:c1:0d:25:9e:7f/2",
 195. "50:05:0c:c1:0d:25:9e:3f/5",
-

196. "50:05:0c:c1:0d:25:94:3f/11",
 197. "50:05:0c:c1:0d:25:9e:7f/27",
 198. "50:05:0c:c1:0d:25:94:7f/14",
 199. "50:05:0c:c1:0d:25:94:7f/15",
 200. "50:05:0c:c1:0d:25:9e:7f/5",
 201. "50:05:0c:c1:0d:25:9e:7f/1",
 202. "50:05:0c:c1:0d:25:9e:7f/10",
 203. "50:05:0c:c1:0d:25:94:7f/5",
 204. "50:05:0c:c1:0d:25:94:7f/6",
 205. "50:05:0c:c1:0d:25:94:7f/27",
 206. "50:05:0c:c1:0d:25:9e:3f/0",
 207. "50:05:0c:c1:0d:25:9e:3f/10",
 208. "50:05:0c:c1:0d:25:9e:7f/13",
 209. "50:05:0c:c1:0d:25:9e:3f/13",
 210. "50:05:0c:c1:0d:25:9e:7f/20",
 211. "50:05:0c:c1:0d:25:9e:3f/3",
 212. "50:05:0c:c1:0d:25:9e:7f/7",
 213. "50:05:0c:c1:0d:25:94:7f/24",
 214. "50:05:0c:c1:0d:25:94:7f/12",
 215. "50:05:0c:c1:0d:25:9e:7f/14",
 216. "50:05:0c:c1:0d:25:9e:7f/11",
 217. "50:05:0c:c1:0d:25:9e:7f/19",
-

- 218. "50:05:0c:c1:0d:25:9e:7f/16",
 - 219. "50:05:0c:c1:0d:25:9e:7f/23",
 - 220. "50:05:0c:c1:0d:25:9e:3f/8",
 - 221. "50:05:0c:c1:0d:25:9e:3f/1",
 - 222. "50:05:0c:c1:0d:25:94:7f/11",
 - 223. "50:05:0c:c1:0d:25:94:7f/10",
 - 224. "50:05:0c:c1:0d:25:94:7f/23",
 - 225. "50:05:0c:c1:0d:25:9e:7f/9",
 - 226. "50:05:0c:c1:0d:25:9e:7f/21",
 - 227. "50:05:0c:c1:0d:25:9e:3f/11",
 - 228. "50:05:0c:c1:0d:25:94:7f/19",
 - 229. "50:05:0c:c1:0d:25:94:7f/13",
 - 230. "50:05:0c:c1:0d:25:9e:7f/17",
 - 231. "50:05:0c:c1:0d:25:94:3f/10",
 - 232. "50:05:0c:c1:0d:25:9e:7f/6",
 - 233. "50:05:0c:c1:0d:25:9e:7f/24",
 - 234. "50:05:0c:c1:0d:25:94:7f/2",
 - 235. "50:05:0c:c1:0d:25:94:7f/7",
 - 236. "50:05:0c:c1:0d:25:9e:7f/18",
 - 237. "50:05:0c:c1:0d:25:9e:7f/4",
 - 238. "50:05:0c:c1:0d:25:94:7f/21",
 - 239. "50:05:0c:c1:0d:25:94:7f/3"
-

```

240.     ],
241.     "temp":
242.     {
243.         "sensor0": "44"
244.     },
245.     "version":
246.     {
247.         "scard": "0.5.0.0_47646"
248.     }
249. }
250. }

```

Scard-7 info

This API provides data about scard-7.

```

Curl                                -X                                GET
http://ch20.amd.com/v2.0/chassis/scards/7?username=john&password=jsecret -H
'Content-type: application/x-www-form-urlencoded'

```

OR

```

curl                                -X                                GET
http://ch20.amd.com/v2.0/chassis/scards/7?authToken=OpaqueRef:3a15e979-bad4-
84d4-45cf-98c856c6ca55' -H 'Content-type: application/x-www-form-urlencoded'

```

Response

JSON Data.

Failure Response

```

{"result" : "", "error" : {"code" : "HTTP Error Code", "message" : "Failure: ERROR
MESSAGE"}}

```

Here is the API and its successful response with the data:

<http://ch10.amd.com/v2.0/chassis/scards/7?username=admin&password=seamicro>

```
1. {
2.     "type": "sCard",
3.     "mgmtMode": "disk",
4.     "ioMode": "write-back",
5.     "raid": false,
6.     "raidLevel": "none",
7.     "stripeSize": "",
8.     "active": true,
9.     "internalDisks":
10.    [
11.        "7/2",
12.        "7/7"
13.    ],
14.     "externalDisks":
15.    [
16.        "50:05:0c:c1:0d:25:94:3f/12",
17.        "50:05:0c:c1:0d:25:94:7f/8",
18.        "50:05:0c:c1:0d:25:94:7f/1",
19.        "50:05:0c:c1:0d:25:9e:7f/25",
20.        "50:05:0c:c1:0d:25:94:7f/22",
21.        "50:05:0c:c1:0d:25:94:7f/9",
22.        "50:05:0c:c1:0d:25:9e:7f/26",
```

- 23. "50:05:0c:c1:0d:25:9e:3f/6",
- 24. "50:05:0c:c1:0d:25:94:7f/26",
- 25. "50:05:0c:c1:0d:25:94:7f/25",
- 26. "50:05:0c:c1:0d:25:9e:3f/7",
- 27. "50:05:0c:c1:0d:25:94:7f/18",
- 28. "50:05:0c:c1:0d:25:9e:7f/22",
- 29. "50:05:0c:c1:0d:25:9e:7f/15",
- 30. "50:05:0c:c1:0d:25:94:7f/16",
- 31. "50:05:0c:c1:0d:25:9e:3f/4",
- 32. "50:05:0c:c1:0d:25:94:7f/17",
- 33. "50:05:0c:c1:0d:25:9e:3f/2",
- 34. "50:05:0c:c1:0d:25:94:7f/20",
- 35. "50:05:0c:c1:0d:25:94:7f/0",
- 36. "50:05:0c:c1:0d:25:94:7f/4",
- 37. "50:05:0c:c1:0d:25:9e:3f/9",
- 38. "50:05:0c:c1:0d:25:9e:7f/8",
- 39. "50:05:0c:c1:0d:25:9e:7f/3",
- 40. "50:05:0c:c1:0d:25:9e:7f/2",
- 41. "50:05:0c:c1:0d:25:9e:3f/5",
- 42. "50:05:0c:c1:0d:25:94:3f/11",
- 43. "50:05:0c:c1:0d:25:9e:7f/27",
- 44. "50:05:0c:c1:0d:25:94:7f/14",
- 45. "50:05:0c:c1:0d:25:94:7f/15",
- 46. "50:05:0c:c1:0d:25:9e:7f/5",

47. "50:05:0c:c1:0d:25:9e:7f/1",
48. "50:05:0c:c1:0d:25:9e:7f/10",
49. "50:05:0c:c1:0d:25:94:7f/5",
50. "50:05:0c:c1:0d:25:94:7f/6",
51. "50:05:0c:c1:0d:25:94:7f/27",
52. "50:05:0c:c1:0d:25:9e:3f/0",
53. "50:05:0c:c1:0d:25:9e:3f/10",
54. "50:05:0c:c1:0d:25:9e:7f/13",
55. "50:05:0c:c1:0d:25:9e:3f/13",
56. "50:05:0c:c1:0d:25:9e:7f/20",
57. "50:05:0c:c1:0d:25:9e:3f/3",
58. "50:05:0c:c1:0d:25:9e:7f/7",
59. "50:05:0c:c1:0d:25:94:7f/24",
60. "50:05:0c:c1:0d:25:94:7f/12",
61. "50:05:0c:c1:0d:25:9e:7f/14",
62. "50:05:0c:c1:0d:25:9e:7f/11",
63. "50:05:0c:c1:0d:25:9e:7f/19",
64. "50:05:0c:c1:0d:25:9e:7f/16",
65. "50:05:0c:c1:0d:25:9e:7f/23",
66. "50:05:0c:c1:0d:25:9e:3f/8",
67. "50:05:0c:c1:0d:25:9e:3f/1",
68. "50:05:0c:c1:0d:25:94:7f/11",
69. "50:05:0c:c1:0d:25:94:7f/10",
70. "50:05:0c:c1:0d:25:94:7f/23",

```
71.         "50:05:0c:c1:0d:25:9e:7f/9",
72.         "50:05:0c:c1:0d:25:9e:7f/21",
73.         "50:05:0c:c1:0d:25:9e:3f/11",
74.         "50:05:0c:c1:0d:25:94:7f/19",
75.         "50:05:0c:c1:0d:25:94:7f/13",
76.         "50:05:0c:c1:0d:25:9e:7f/17",
77.         "50:05:0c:c1:0d:25:94:3f/10",
78.         "50:05:0c:c1:0d:25:9e:7f/6",
79.         "50:05:0c:c1:0d:25:9e:7f/24",
80.         "50:05:0c:c1:0d:25:94:7f/2",
81.         "50:05:0c:c1:0d:25:94:7f/7",
82.         "50:05:0c:c1:0d:25:9e:7f/18",
83.         "50:05:0c:c1:0d:25:9e:7f/4",
84.         "50:05:0c:c1:0d:25:94:7f/21",
85.         "50:05:0c:c1:0d:25:94:7f/3"
86.     ],
87.     "temp":
88.     {
89.         "sensor0": "45"
90.     },
91.     "version":
92.     {
93.         "scard": "0.5.0.0_47646"
94.     }
```

95. }

smcard info

This API provides data for smcard.

```
Curl -X GET
http://ch20.amd.com/v2.0/chassis/smcard?'username=john&password=jsecret' -H
'Content-type: application/x-www-form-urlencoded'
```

OR

```
curl -X GET
http://ch20.amd.com/v2.0/chassis/smcard?'authToken=OpaqueRef:3a15e979-bad4-
84d4-45cf-98c856c6ca55' -H 'Content-type: application/x-www-form-urlencoded'
```

Response

JSON Data.

Failure Response

```
{"result" : "", "error" : {"code" : "HTTP Error Code", "message" : "Failure: ERROR
MESSAGE"}}
```

Here is the API and its successful response with the data:

<http://ch10.amd.com/v2.0/chassis/smcard?username=admin&password=seamicro>

```
1. {
2.   "0":
3.   {
4.     "active": true,
5.     "version":
6.     {
7.       "firmware": "version 0.99.0.0_39780 !"
8.     }

```

9. }
10. }

FanTrays info

This API provides data for all fanTrays.

```
Curl -X GET
http://ch20.amd.com/v2.0/chassis/fanTrays?'username=john&password=jsecret' -H
'Content-type: application/x-www-form-urlencoded'
```

OR

```
curl -X GET
http://ch20.amd.com/v2.0/chassis/fanTrays?'authToken=OpaqueRef:3a15e979-bad4-
84d4-45cf-98c856c6ca55' -H 'Content-type: application/x-www-form-urlencoded'
```

Response

JSON Data.

Failure Response

```
{"result" : "", "error" : {"code" : "HTTP Error Code", "message" : "Failure: ERROR
MESSAGE"}}
```

Here is the API and its successful response with the data:

<http://ch10.amd.com/v2.0/chassis/fanTrays?username=admin&password=seamicro>

1. {
 2. "0":
 3. {
 4. "active": true,
 5. "activeFans": 6,
 6. "rpm":
 7. {
-


```
8.         "0": "4886",
9.         "1": "5787",
10.        "2": "5004",
11.        "3": "5825",
12.        "4": "5400",
13.        "5": "6040"
14.    }
15. },
16. "1":
17. {
18.     "active": true,
19.     "activeFans": 6,
20.     "rpm":
21.     {
22.         "0": "4860",
23.         "1": "5118",
24.         "2": "4745",
25.         "3": "5084",
26.         "4": "4745",
27.         "5": "5162"
28.     }
29. }
```

30. }

FanTray 1 info

This API provides data for fanTray#1.

```
Curl -X GET
http://ch20.amd.com/v2.0/chassis/fanTrays/1?'username=john&password=jsecret' -H
'Content-type: application/x-www-form-urlencoded'
```

OR

```
curl -X GET
http://ch20.amd.com/v2.0/chassis/fanTrays/1?'authToken=OpaqueRef:3a15e979-bad4-
84d4-45cf-98c856c6ca55' -H 'Content-type: application/x-www-form-urlencoded'
```

Response

JSON Data.

Failure Response

```
{"result" : "", "error" : {"code" : "HTTP Error Code", "message" : "Failure: ERROR
MESSAGE"}}
```

Here is the API and its successful response with the data:

<http://ch10.amd.com/v2.0/chassis/fanTrays/1?username=admin&password=seamicro>

```
1. {
2.   "active": true,
3.   "activeFans": 6,
4.   "rpm":
5.   {
6.     "0": "4860",
7.     "1": "5118",
```

```
8.         "2": "4745",
9.         "3": "5084",
10.        "4": "4745",
11.        "5": "5162"
12.    }
13. }
```

FanTray status info

This API provides status data for all fanTrays.

```
Curl -X GET
http://ch20.amd.com/v2.0/chassis/fanTray/0/active?username=john&password=jsecret
-H 'Content-type: application/x-www-form-urlencoded'
```

OR

```
curl -X GET
http://ch20.amd.com/v2.0/chassis/fanTray/0/active?authToken=OpaqueRef:3a15e979-bad4-84d4-45cf-98c856c6ca55 -H 'Content-type: application/x-www-form-urlencoded'
```

Response

JSON Data.

Failure Response

```
{"result" : "", "error" : {"code" : "HTTP Error Code", "message" : "Failure: ERROR MESSAGE"}}
```

Here is the API and its successful response with the data:

```
http://ch10.amd.com/v2.0/chassis/fanTrays/0/active?username=admin&password=seamicro
```

```
true
```

FanTray 0 info

This API provides data for fanTray#0.

```
Curl -X GET
http://ch20.amd.com/v2.0/chassis/fanTrays/0?username=john&password=jsecret' -H
'Content-type: application/x-www-form-urlencoded'
```

OR

```
curl -X GET
http://ch20.amd.com/v2.0/chassis/fanTrays/0?authToken=OpaqueRef:3a15e979-bad4-
84d4-45cf-98c856c6ca55' -H 'Content-type: application/x-www-form-urlencoded'
```

Response

JSON Data.

Failure Response

```
{"result": "", "error": {"code": "HTTP Error Code", "message": "Failure: ERROR
MESSAGE"}}
```

Here is the API and its successful response with the data:

<http://ch10.amd.com/v2.0/chassis/fanTrays/0?username=admin&password=seamicro>

```
1. {
2.   "active": true,
3.   "activeFans": 6,
4.   "rpm":
5.   {
6.     "0": "4873",
7.     "1": "5781",
8.     "2": "5013",
9.     "3": "5837",
10.    "4": "5304",
```

11. "5": "6006"
12. }
13. }

FanTray fans rpms info

This API provides data for rpms for all fans under fanTray#1.

```
Curl -X GET
http://ch20.amd.com/v2.0/chassis/fanTrays/1/rpm?username=john&password=jsecret
-H 'Content-type: application/x-www-form-urlencoded'
```

OR

```
curl -X GET
http://ch20.amd.com/v2.0/chassis/fanTrays/1/rpm?authToken=OpaqueRef:3a15e979-bad4-84d4-45cf-98c856c6ca55 -H 'Content-type: application/x-www-form-urlencoded'
```

Response

JSON Data.

Failure Response

```
{"result" : "", "error" : {"code" : "HTTP Error Code", "message" : "Failure: ERROR MESSAGE"}}
```

Here is the API and its successful response with the data:

<http://ch10.amd.com/v2.0/chassis/fanTrays/1/rpm?username=admin&password=seamicro>

1. {
2. "0": "4851",
3. "1": "5079",
4. "2": "4753",
5. "3": "5046",

6. "4": "4774",
7. "5": "5182"
8. }

FanTray fans rpms info

This API provides data for rpm for a fan#4 under fanTray#1.

```
Curl -X GET
http://ch20.amd.com/v2.0/chassis/fanTray/1/rpm/4?username=john&password=jsecret
-H 'Content-type: application/x-www-form-urlencoded'
```

OR

```
curl -X GET
http://ch20.amd.com/v2.0/chassis/fanTray/1/rpm/4?authToken=OpaqueRef:3a15e979-
bad4-84d4-45cf-98c856c6ca55' -H 'Content-type: application/x-www-form-urlencoded'
```

Response

JSON Data.

Failure Response

```
{"result" : "", "error" : {"code" : "HTTP Error Code", "message" : "Failure: ERROR
MESSAGE"}}
```

Here is the API and its successful response with the data:

<http://ch10.amd.com/v2.0/chassis/fanTrays/1/rpm/4?username=admin&password=seamicro>

"4774"

Power Supplies info

This API provides data for all Power supplies.

```
Curl -X GET
http://ch20.amd.com/v2.0/chassis/powerSupplies?username=john&password=jsecret -
H 'Content-type: application/x-www-form-urlencoded'
```

OR

```
curl -X GET http://ch20.amd.com/v2.0/chassis/powerSupplies?'authtoken=OpaqueRef:3a15e979-bad4-84d4-45cf-98c856c6ca55' -H 'Content-type: application/x-www-form-urlencoded'
```

Response

JSON Data.

Failure Response

```
{"result" : "", "error" : {"code" : "HTTP Error Code", "message" : "Failure: ERROR MESSAGE"}}
```

Here is the API and its successful response with the data:

<http://ch10.amd.com/v2.0/chassis/powerSupplies?username=admin&password=seamicro>

Power Supply 1 info

This API provides data for power supply#1.

```
Curl -X GET http://ch20.amd.com/v2.0/chassis/powerSupplies/1?'username=john&password=jsecret' -H 'Content-type: application/x-www-form-urlencoded'
```

OR

```
curl -X GET http://ch20.amd.com/v2.0/chassis/powerSupplies/1?'authtoken=OpaqueRef:3a15e979-bad4-84d4-45cf-98c856c6ca55' -H 'Content-type: application/x-www-form-urlencoded'
```

Response

JSON Data.

Failure Response

```
{"result" : "", "error" : {"code" : "HTTP Error Code", "message" : "Failure: ERROR MESSAGE"}}
```

Server info

This API provides data for all servers available on the chassis.

```
Curl -X GET http://ch20.amd.com/v2.0/servers?username=john&password=jsecret -H  
'Content-type: application/x-www-form-urlencoded'
```

OR

```
curl -X GET http://ch20.amd.com/v2.0/servers?'authToken=OpaqueRef:3a15e979-bad4-  
84d4-45cf-98c856c6ca55' -H 'Content-type: application/x-www-form-urlencoded'
```

Response

JSON Data.

Failure Response

```
{"result" : "", "error" : {"code" : "HTTP Error Code", "message" : "Failure: ERROR  
MESSAGE"}}
```

Here is the API and its successful response with the data:

<http://ch10.amd.com/v2.0/servers?username=admin&password=seamicro>

```
{  
  "0/0":  
  {  
    "active": false,  
    "cpuType": "Intel Xeon E3-1265L",  
    "ram": "16",  
    "description": "TEST",  
    "nic":  
    {  
      "0":  
      {  
        "macAddr": "00:22:99:23:80:02",  
        "taggedVlan":  
        [  
          "1",  
          "4-7"  
        ],  
        "untaggedVlan": "",  
        "untaggedTrafficDrop": false,  
        "vlanPassThroughMode": true  
      },  
      "1":
```



```

    }
  },
  "bios":
  {
    "hyperThreading": true,
    "cStates": false,
    "cpuFreqScaling": true,
    "hideTopMem": false,
    "bootOrder": "hd0",
    "bootAtStartup": false
  },
  "outband":
  {
    "dhcp": false,
    "dhcpClientId": "",
    "ip": ""
  },
  "consoleConnection": "",
  "vdisk":
  {
    "0": "0/pool0/vol-0",
    "1": "7/7"
  }
},
"1/0":
{
  "active": false,
  "cpuType": "Intel Xeon E3-1265L",
  "ram": "16",
  "description": "",
  "nic":
  {
    "0":
    {
      "macAddr": "00:22:99:23:80:12",
      "untaggedVlan": "",
      "taggedVlan": "",
      "untaggedTrafficDrop": false,
      "vlanPassThroughMode": true
    },
    "1":
    {
      "macAddr": "00:22:99:23:80:14",
      "taggedVlan":
      [
        "33-37",
        "39"
      ],
      "untaggedVlan": "",
      "untaggedTrafficDrop": false,
      "vlanPassThroughMode": true
    }
  },
}
...

```

Server 34/0 info

This API provides data for servers #34/0.

```
Curl -X GET http://ch20.amd.com/v2.0/servers/34/0?username=john&password=jsecret -H 'Content-type: application/x-www-form-urlencoded'
```

OR

```
curl -X GET http://ch20.amd.com/v2.0/servers/34/0?authToken=OpaqueRef:3a15e979-bad4-84d4-45cf-98c856c6ca55' -H 'Content-type: application/x-www-form-urlencoded'
```

Response

JSON Data.

Failure Response

```
{"result" : "", "error" : {"code" : "HTTP Error Code", "message" : "Failure: ERROR MESSAGE"}}
```

Here is the API and its successful response with the data:

<http://ch10.amd.com/v2.0/servers/34/0?username=admin&password=seamicro>

```
1. {
2.     "active": false,
3.     "cpuType": "Intel Xeon E3-1265L",
4.     "ram": "16",
5.     "description": "",
6.     "nic":
7.     {
8.         "0":
9.         {
10.             "macAddr": "00:22:99:23:81:42",
```

```
11.         "untaggedVlan": "",
12.         "taggedVlan": "",
13.         "untaggedTrafficDrop": false,
14.         "vlanPassthroughMode": true
15.     },
16.     "1":
17.     {
18.         "macAddr": "00:22:99:23:81:44",
19.         "untaggedVlan": "",
20.         "taggedVlan": "",
21.         "untaggedTrafficDrop": false,
22.         "vlanPassthroughMode": true
23.     },
24.     "2":
25.     {
26.         "macAddr": "00:22:99:23:81:40",
27.         "untaggedVlan": "",
28.         "taggedVlan": "",
29.         "untaggedTrafficDrop": false,
30.         "vlanPassthroughMode": true
31.     },
32.     "3":
```

```
33.     {
34.         "macAddr": "00:22:99:23:81:46",
35.         "untaggedVlan": "",
36.         "taggedVlan": "",
37.         "untaggedTrafficDrop": false,
38.         "vlanPassThroughMode": true
39.     },
40.     "4":
41.     {
42.         "macAddr": "00:22:99:23:81:47",
43.         "untaggedVlan": "",
44.         "taggedVlan": "",
45.         "untaggedTrafficDrop": false,
46.         "vlanPassThroughMode": true
47.     },
48.     "5":
49.     {
50.         "macAddr": "00:22:99:23:81:41",
51.         "untaggedVlan": "",
52.         "taggedVlan": "",
53.         "untaggedTrafficDrop": false,
54.         "vlanPassThroughMode": true
```

```
55.     },
56.     "6":
57.     {
58.         "macAddr": "00:22:99:23:81:43",
59.         "untaggedVlan": "",
60.         "taggedVlan": "",
61.         "untaggedTrafficDrop": false,
62.         "vlanPassThroughMode": true
63.     },
64.     "7":
65.     {
66.         "macAddr": "00:22:99:23:81:45",
67.         "untaggedVlan": "",
68.         "taggedVlan": "",
69.         "untaggedTrafficDrop": false,
70.         "vlanPassThroughMode": true
71.     }
72. },
73. "bios":
74. {
75.     "hyperThreading": true,
76.     "cStates": false,
```

```
77.         "cpuFreqScaling": true,
78.         "hideTopMem": false,
79.         "bootOrder": "hd0",
80.         "bootAtStartup": false
81.     },
82.     "outband":
83.     {
84.         "dhcp": false,
85.         "dhcpClientId": "",
86.         "ip": ""
87.     },
88.     "consoleConnection": "",
89.     "vdisk":
90.     {
91.         "0": "0/pool0/vol-33"
92.     }
93. }
```

Servers range info: all available servers starting from server 0/0 through 3/7

This API provides data for servers starting from server 0/0 through 3/7.

```
Curl -X GET http://ch20.amd.com/v2.0/servers/0/0-3/7?username=john&password=jsecret -H 'Content-type: application/x-www-form-urlencoded'
```

OR

```
curl -X GET http://ch20.amd.com/v2.0/servers/0/0-3/7?'authToken=OpaqueRef:3a15e979-bad4-84d4-45cf-98c856c6ca55' -H 'Content-type: application/x-www-form-urlencoded'
```

Response

JSON Data.

Failure Response

```
{"result" : "", "error" : {"code" : "HTTP Error Code", "message" : "Failure: ERROR MESSAGE"}}
```

Here is the API and its successful response with the data:

1. {
 2. "0/0":
 3. {
 4. "active": true,
 5. "cpuType": "Intel Xeon E3-1265L",
 6. "port80Status": "0xf9",
 7. "ram": "16",
 8. "description": "These are SeaMicro routine 1 servers",
 9. "nic":
 10. {
 11. "0":
 12. {
 13. "macAddr": "00:22:99:31:80:02",
 14. "taggedVlans":
-


```
15. [
16. "33-34",
17. "39"
18. ],
19. "untaggedVlan":
20. [
21. "38"
22. ],
23. "untaggedTrafficDrop": false,
24. "vlanPassThroughMode": false
25. },
26. "1":
27. {
28. "macAddr": "00:22:99:31:80:04",
29. "taggedVlans":
30. [
31. "30-31",
32. "33-34",
33. "36-37",
34. "39"
35. ],
36. "untaggedVlan":
```

```
37. [
38.   "38"
39. ],
40.   "untaggedTrafficDrop": false,
41.   "vlanPassThroughMode": false
42. },
43.   "2":
44.   {
45.     "macAddr": "00:22:99:31:80:00",
46.     "untaggedVlan": "",
47.     "taggedVlans": "",
48.     "untaggedTrafficDrop": false,
49.     "vlanPassThroughMode": false
50.   },
51.   "3":
52.   {
53.     "macAddr": "00:22:99:31:80:06",
54.     "untaggedVlan": "",
55.     "taggedVlans": "",
56.     "untaggedTrafficDrop": false,
57.     "vlanPassThroughMode": false
58.   },
```

```
59.      "4":
60.      {
61.          "macAddr": "00:22:99:31:80:07",
62.          "untaggedVlan": "",
63.          "taggedVlans": "",
64.          "untaggedTrafficDrop": false,
65.          "vlanPassThroughMode": false
66.      },
67.      "5":
68.      {
69.          "macAddr": "00:22:99:31:80:01",
70.          "taggedVlans":
71.          [
72.              "4090-4094"
73.          ],
74.          "untaggedVlan": "",
75.          "untaggedTrafficDrop": false,
76.          "vlanPassThroughMode": false
77.      },
78.      "6":
79.      {
80.          "macAddr": "00:22:99:31:80:03",
```

```
81.      "taggedVlans":
82.      [
83.      "4090-4094"
84.      ],
85.      "untaggedVlan": "",
86.      "untaggedTrafficDrop": false,
87.      "vlanPassThroughMode": false
88.    },
89.    "7":
90.    {
91.      "macAddr": "00:22:99:31:80:05",
92.      "untaggedVlan": "",
93.      "taggedVlans": "",
94.      "untaggedTrafficDrop": false,
95.      "vlanPassThroughMode": false
96.    }
97.  },
98.  "bios":
99.  {
100.    "hyperThreading": true,
101.    "cStates": false,
102.    "cpuFreqScaling": false,
```

```
103.     "hideTopMem": false,  
104.     "bootOrder": "hd2",  
105.     "bootAtStartup": true  
106.   },  
107.   "outband":  
108.   {  
109.     "dhcp": false,  
110.     "dhcpClientId": "",  
111.     "ip": ""  
112.   },  
113.   "consoleConnection": "",  
114.   "vdisk":  
115.   {  
116.     "0": "0/1",  
117.     "1": "0/3",  
118.     "5": "1/0"  
119.   }  
120. },  
121. "1/0":  
122. {  
123.   "active": true,  
124.   "cpuType": "Intel Xeon E3-1265L",
```

```
125.     "port80Status": "0xfe",
126.     "ram": "16",
127.     "description": "These are SeaMicro routine 1 servers",
128.     "nic":
129.     {
130.         "0":
131.         {
132.             "macAddr": "00:22:99:31:80:12",
133.             "untaggedVlan": "",
134.             "taggedVlans": "",
135.             "untaggedTrafficDrop": false,
136.             "vlanPassThroughMode": false
137.         },
138.         "1":
139.         {
140.             "macAddr": "00:22:99:31:80:14",
141.             "taggedVlans":
142.             [
143.                 "4090-4094"
144.             ],
145.             "untaggedVlan": "",
146.             "untaggedTrafficDrop": false,
```

```
147.     "vlanPassThroughMode": false
148.   },
149.   "2":
150.   {
151.     "macAddr": "00:22:99:31:80:10",
152.     "untaggedVlan": "",
153.     "taggedVlans": "",
154.     "untaggedTrafficDrop": false,
155.     "vlanPassThroughMode": false
156.   },
157.   "3":
158.   {
159.     "macAddr": "00:22:99:31:80:16",
160.     "untaggedVlan": "",
161.     "taggedVlans": "",
162.     "untaggedTrafficDrop": false,
163.     "vlanPassThroughMode": false
164.   },
165.   "4":
166.   {
167.     "macAddr": "00:22:99:31:80:17",
168.     "untaggedVlan": "",
```

```
169.     "taggedVlans": "",
170.     "untaggedTrafficDrop": false,
171.     "vlanPassThroughMode": false
172.   },
173.   "5":
174.   {
175.     "macAddr": "00:22:99:31:80:11",
176.     "untaggedVlan": "",
177.     "taggedVlans": "",
178.     "untaggedTrafficDrop": false,
179.     "vlanPassThroughMode": false
180.   },
181.   "6":
182.   {
183.     "macAddr": "00:22:99:31:80:13",
184.     "untaggedVlan": "",
185.     "taggedVlans": "",
186.     "untaggedTrafficDrop": false,
187.     "vlanPassThroughMode": false
188.   },
189.   "7":
190.   {
```



```
191.     "macAddr": "00:22:99:31:80:15",
192.     "untaggedVlan": "",
193.     "taggedVlans": "",
194.     "untaggedTrafficDrop": false,
195.     "vlanPassThroughMode": false
196.   }
197. },
198.   "bios":
199.   {
200.     "hyperThreading": true,
201.     "cStates": false,
202.     "cpuFreqScaling": true,
203.     "hideTopMem": false,
204.     "bootOrder": "hd2",
205.     "bootAtStartup": false
206.   },
207.   "outband":
208.   {
209.     "dhcp": true,
210.     "dhcpClientId": "",
211.     "ip": ""
212.   },
```

```
213.     "consoleConnection": "",
214.     "vdisk":
215.     {
216.         "0": "0/5",
217.         "1": "0/7",
218.         "3": "2/p2-0/v0"
219.     }
220.     },
221.     "2/0":
222.     {
223.         "active": true,
224.         "cpuType": "Intel Xeon E3-1265L",
225.         "port80Status": "0xfe",
226.         "ram": "16",
227.         "description": "These are SeaMicro routine 1 servers",
228.         "nic":
229.         {
230.             "0":
231.             {
232.                 "macAddr": "00:22:99:31:81:02",
233.                 "untaggedVlan": "",
234.                 "taggedVlans": "",
```

```
235.     "untaggedTrafficDrop": false,
236.     "vlanPassThroughMode": false
237.   },
238.   "1":
239.   {
240.     "macAddr": "00:22:99:31:81:04",
241.     "untaggedVlan": "",
242.     "taggedVlans": "",
243.     "untaggedTrafficDrop": false,
244.     "vlanPassThroughMode": false
245.   },
246.   "2":
247.   {
248.     "macAddr": "00:22:99:31:81:00",
249.     "untaggedVlan": "",
250.     "taggedVlans": "",
251.     "untaggedTrafficDrop": false,
252.     "vlanPassThroughMode": false
253.   },
254.   "3":
255.   {
256.     "macAddr": "00:22:99:31:81:06",
```

```
257.     "untaggedVlan": "",
258.     "taggedVlans": "",
259.     "untaggedTrafficDrop": false,
260.     "vlanPassThroughMode": false
261.   },
262.   "4":
263.   {
264.     "macAddr": "00:22:99:31:81:07",
265.     "untaggedVlan": "",
266.     "taggedVlans": "",
267.     "untaggedTrafficDrop": false,
268.     "vlanPassThroughMode": false
269.   },
270.   "5":
271.   {
272.     "macAddr": "00:22:99:31:81:01",
273.     "untaggedVlan": "",
274.     "taggedVlans": "",
275.     "untaggedTrafficDrop": false,
276.     "vlanPassThroughMode": false
277.   },
278.   "6":
```

```
279. {
280.     "macAddr": "00:22:99:31:81:03",
281.     "untaggedVlan": "",
282.     "taggedVlans": "",
283.     "untaggedTrafficDrop": false,
284.     "vlanPassThroughMode": false
285. },
286. "7":
287. {
288.     "macAddr": "00:22:99:31:81:05",
289.     "untaggedVlan": "",
290.     "taggedVlans": "",
291.     "untaggedTrafficDrop": false,
292.     "vlanPassThroughMode": false
293. }
294. },
295. "bios":
296. {
297.     "hyperThreading": true,
298.     "cStates": false,
299.     "cpuFreqScaling": true,
300.     "hideTopMem": false,
```

```
301.     "bootOrder": "hd2",
302.     "bootAtStartup": false
303.   },
304.   "outband":
305.   {
306.     "dhcp": false,
307.     "dhcpClientId": "",
308.     "ip": ""
309.   },
310.   "consoleConnection": "",
311.   "vdisk":
312.   {
313.     "0": "1/p1-0/v0"
314.   }
315. },
316. "3/0":
317. {
318.   "active": true,
319.   "cpuType": "Intel Xeon E3-1265L",
320.   "port80Status": "0xfe",
321.   "ram": "16",
322.   "description": "These are SeaMicro routine 1 servers",
```

```
323.     "nic":
324.     {
325.         "0":
326.         {
327.             "macAddr": "00:22:99:31:81:12",
328.             "untaggedVlan": "",
329.             "taggedVlans": "",
330.             "untaggedTrafficDrop": false,
331.             "vlanPassThroughMode": true
332.         },
333.         "1":
334.         {
335.             "macAddr": "00:22:99:31:81:14",
336.             "untaggedVlan": "",
337.             "taggedVlans": "",
338.             "untaggedTrafficDrop": false,
339.             "vlanPassThroughMode": false
340.         },
341.         "2":
342.         {
343.             "macAddr": "00:22:99:31:81:10",
344.             "untaggedVlan": "",
```

```
345.     "taggedVlans": "",
346.     "untaggedTrafficDrop": false,
347.     "vlanPassThroughMode": false
348.   },
349.   "3":
350.   {
351.     "macAddr": "00:22:99:31:81:16",
352.     "untaggedVlan": "",
353.     "taggedVlans": "",
354.     "untaggedTrafficDrop": false,
355.     "vlanPassThroughMode": false
356.   },
357.   "4":
358.   {
359.     "macAddr": "00:22:99:31:81:17",
360.     "untaggedVlan": "",
361.     "taggedVlans": "",
362.     "untaggedTrafficDrop": false,
363.     "vlanPassThroughMode": false
364.   },
365.   "5":
366.   {
```



```
367.     "macAddr": "00:22:99:31:81:11",
368.     "untaggedVlan": "",
369.     "taggedVlans": "",
370.     "untaggedTrafficDrop": false,
371.     "vlanPassThroughMode": false
372.   },
373.   "6":
374.   {
375.     "macAddr": "00:22:99:31:81:13",
376.     "untaggedVlan": "",
377.     "taggedVlans": "",
378.     "untaggedTrafficDrop": false,
379.     "vlanPassThroughMode": false
380.   },
381.   "7":
382.   {
383.     "macAddr": "00:22:99:31:81:15",
384.     "untaggedVlan": "",
385.     "taggedVlans": "",
386.     "untaggedTrafficDrop": false,
387.     "vlanPassThroughMode": false
388.   }
```

```
389.     },
390.     "bios":
391.     {
392.         "hyperThreading": true,
393.         "cStates": false,
394.         "cpuFreqScaling": true,
395.         "hideTopMem": false,
396.         "bootOrder": "hd2",
397.         "bootAtStartup": false
398.     },
399.     "outband":
400.     {
401.         "dhcp": false,
402.         "dhcpClientId": "",
403.         "ip": ""
404.     },
405.     "consoleConnection": "",
406.     "vdisk":
407.     {
408.         "0": "1/p1-0/v1"
409.     }
410. }
```

411. }

Server slot 56 info

This API provides data for all servers in slot #56.

```
Curl -X GET http://ch20.amd.com/v2.0/servers/56?username=john&password=jsecret'  
-H 'Content-type: application/x-www-form-urlencoded'
```

OR

```
curl -X GET http://ch20.amd.com/v2.0/servers/56?authToken=OpaqueRef:3a15e979-bad4-84d4-45cf-98c856c6ca55' -H 'Content-type: application/x-www-form-urlencoded'
```

Response

JSON Data.

Failure Response

```
{"result" : "", "error" : {"code" : "HTTP Error Code", "message" : "Failure: ERROR MESSAGE"}}
```

Here is the API and its successful response with the data:

<http://ch10.amd.com/v2.0/servers/56?username=admin&password=seamicro>

```
1. {  
2.     "56/0":  
3.     {  
4.         "active": false,  
5.         "cpuType": "Intel Xeon E3-1265L",  
6.         "ram": "16",  
7.         "description": "",  
8.         "nic":
```

```
9.      {
10.         "0":
11.         {
12.             "macAddr": "00:22:99:23:86:72",
13.             "untaggedVlan": "",
14.             "taggedVlan": "",
15.             "untaggedTrafficDrop": false,
16.             "vlanPassThroughMode": true
17.         },
18.         "1":
19.         {
20.             "macAddr": "00:22:99:23:86:74",
21.             "untaggedVlan": "",
22.             "taggedVlan": "",
23.             "untaggedTrafficDrop": false,
24.             "vlanPassThroughMode": true
25.         },
26.         "2":
27.         {
28.             "macAddr": "00:22:99:23:86:70",
29.             "untaggedVlan": "",
30.             "taggedVlan": "",
```

```
31.         "untaggedTrafficDrop": false,
32.         "vlanPassThroughMode": true
33.     },
34.     "3":
35.     {
36.         "macAddr": "00:22:99:23:86:76",
37.         "untaggedVlan": "",
38.         "taggedVlan": "",
39.         "untaggedTrafficDrop": false,
40.         "vlanPassThroughMode": true
41.     },
42.     "4":
43.     {
44.         "macAddr": "00:22:99:23:86:77",
45.         "untaggedVlan": "",
46.         "taggedVlan": "",
47.         "untaggedTrafficDrop": false,
48.         "vlanPassThroughMode": true
49.     },
50.     "5":
51.     {
52.         "macAddr": "00:22:99:23:86:71",
```

```
53.         "untaggedVlan": "",
54.         "taggedVlan": "",
55.         "untaggedTrafficDrop": false,
56.         "vlanPassThroughMode": true
57.     },
58.     "6":
59.     {
60.         "macAddr": "00:22:99:23:86:73",
61.         "untaggedVlan": "",
62.         "taggedVlan": "",
63.         "untaggedTrafficDrop": false,
64.         "vlanPassThroughMode": true
65.     },
66.     "7":
67.     {
68.         "macAddr": "00:22:99:23:86:75",
69.         "untaggedVlan": "",
70.         "taggedVlan": "",
71.         "untaggedTrafficDrop": false,
72.         "vlanPassThroughMode": true
73.     }
74. },
```

```
75.     "bios":
76.     {
77.         "hyperThreading": true,
78.         "cStates": false,
79.         "cpuFreqScaling": true,
80.         "hideTopMem": false,
81.         "bootOrder": "hd0",
82.         "bootAtStartup": false
83.     },
84.     "outband":
85.     {
86.         "dhcp": false,
87.         "dhcpClientId": "",
88.         "ip": ""
89.     },
90.     "consoleConnection": "",
91.     "vdisk":
92.     {
93.         "0": "0/pool0/vol-55"
94.     }
95. }
96. }
```

Server 56/0 RAM info

This API provides data for RAM available in server 56/0.

```
Curl -X GET
http://ch20.amd.com/v2.0/servers/56/0/ram?'username=john&password=jsecret' -H
'Content-type: application/x-www-form-urlencoded'
```

OR

```
curl -X GET
http://ch20.amd.com/v2.0/servers/56/0/ram?'authToken=OpaqueRef:3a15e979-bad4-
84d4-45cf-98c856c6ca55' -H 'Content-type: application/x-www-form-urlencoded'
```

Response

JSON Data.

Failure Response

```
{"result" : "", "error" : {"code" : "HTTP Error Code", "message" : "Failure: ERROR
MESSAGE"}}
```

Here is the API and its successful response with the data:

<http://ch10.amd.com/v2.0/servers/56/0/ram?username=admin&password=seamicro>

“16”

Server's RAM info for a given range such as: server starting from 0/0 through 15/0

This API provides data for RAM available for servers starting from server 0/0 through 15/0.

```
Curl -X GET http://ch20.amd.com/v2.0/servers/0/0-15/0/ram?'username=john&password=jsecret' -H 'Content-type: application/x-www-form-urlencoded'
```

OR


```
curl -X GET http://ch20.amd.com/v2.0/servers/0/0-15/0/ram?'authtoken=OpaqueRef:3a15e979-bad4-84d4-45cf-98c856c6ca55' -H 'Content-type: application/x-www-form-urlencoded'
```

Response

JSON Data.

Failure Response

```
{"result" : "", "error" : {"code" : "HTTP Error Code", "message" : "Failure: ERROR MESSAGE"}}
```

Here is the API and its successful response with the data:

<http://ch10.amd.com/v2.0/servers/0/0-15/0/ram?username=admin&password=seamicro>

1. {
 2. "0/0": "16",
 3. "1/0": "16",
 4. "2/0": "16",
 5. "3/0": "16",
 6. "4/0": "16",
 7. "5/0": "16",
 8. "6/0": "16",
 9. "7/0": "16",
 10. "8/0": "16",
 11. "9/0": "16",
 12. "10/0": "16",
 13. "11/0": "16",
 14. "12/0": "16",
-

15. "13/0": "16",
16. "14/0": "16",
17. "15/0": "16"
18. }

Server 56/0 NIC 1 Mac Address info

This API provides data for NIC 1 Mac Address available for server 56/0.

```
Curl -X GET
http://ch20.amd.com/v2.0/servers/56/0/nic/1/macAddr?'username=john&password=jsec
ret' -H 'Content-type: application/x-www-form-urlencoded'
```

OR

```
curl -X GET
http://ch20.amd.com/v2.0/servers/56/0/nic/1/macAddr?'authToken=OpaqueRef:3a15e97
9-bad4-84d4-45cf-98c856c6ca55' -H 'Content-type: application/x-www-form-
-urlencoded'
```

Response

JSON Data.

Failure Response

```
{"result" : "", "error" : {"code" : "HTTP Error Code", "message" : "Failure: ERROR
MESSAGE"}}
```

Here is the API and its successful response with the data:

<http://ch10.amd.com/v2.0/servers/56/0/nic/1/macAddr?username=admin&password=seamicro>

"00:22:99:23:86:74"

Servers Mac Addresses info on a given NIC: such as nic 1 for servers 0/0-15/0

This API provides data for NIC 1 Mac Addresses available for servers 0/0-15/0.

```
Curl -X GET http://ch20.amd.com/v2.0/servers/0/0-15/0/nic/1/macAddr?'username=john&password=jsecret' -H 'Content-type: application/x-www-form-urlencoded'
```

OR

```
curl -X GET http://ch20.amd.com/v2.0/servers/0/0-15/0/nic/1/macAddr?'authToken=OpaqueRef:3a15e979-bad4-84d4-45cf-98c856c6ca55' -H 'Content-type: application/x-www-form-urlencoded'
```

Response

JSON Data.

Failure Response

```
{"result" : "", "error" : {"code" : "HTTP Error Code", "message" : "Failure: ERROR MESSAGE"}}
```

Here is the API and its successful response with the data:

<http://ch10.amd.com/v2.0/servers/0/0-15/0/nic/1/macAddr?username=admin&password=seamicro>

1. {
 2. "0/0": "00:22:99:31:80:04",
 3. "1/0": "00:22:99:31:80:14",
 4. "2/0": "00:22:99:31:81:04",
 5. "3/0": "00:22:99:31:81:14",
 6. "4/0": "00:22:99:31:87:04",
 7. "5/0": "00:22:99:31:87:14",
 8. "6/0": "00:22:99:31:82:04",
 9. "7/0": "00:22:99:31:82:14",
-

10. "8/0": "00:22:99:31:86:04",
11. "9/0": "00:22:99:31:86:14",
12. "10/0": "00:22:99:31:83:04",
13. "11/0": "00:22:99:31:83:14",
14. "12/0": "00:22:99:31:85:04",
15. "13/0": "00:22:99:31:85:14",
16. "14/0": "00:22:99:31:84:04",
17. "15/0": "00:22:99:31:84:14"
18. }

Server 56/0 BIOS info

This API provides data for BIOS for server 56/0.

```
Curl -X GET
http://ch20.amd.com/v2.0/servers/56/0/bios?'username=john&password=jsecret' -H
'Content-type: application/x-www-form-urlencoded'
```

OR

```
curl -X GET
http://ch20.amd.com/v2.0/servers/56/0/bios?'authToken=OpaqueRef:3a15e979-bad4-
84d4-45cf-98c856c6ca55' -H 'Content-type: application/x-www-form-urlencoded'
```

Response

JSON Data.

Failure Response

```
{"result" : "", "error" : {"code" : "HTTP Error Code", "message" : "Failure: ERROR
MESSAGE"}}
MESSAGE"}}
```

Here is the API and its successful response with the data:

<http://ch10.amd.com/v2.0/servers/56/0/bios?username=admin&password=seamicro>

```
1. {
2.     "hyperThreading": true,
3.     "cStates": false,
4.     "cpuFreqScaling": true,
5.     "hideTopMem": false,
6.     "bootOrder": "hd0",
7.     "bootAtStartup": false
8. }
```

Server 56/0 BIOS Boot-Order info

This API provides data for BIOS Boot-Order for server 56/0.

```
Curl                                -X                                GET
http://ch20.amd.com/v2.0/servers/56/0/bios/bootOrder?username=john&password=jsec
ret' -H 'Content-type: application/x-www-form-urlencoded'
```

OR

```
curl                                -X                                GET
http://ch20.amd.com/v2.0/servers/56/0/bios/bootOrder?authToken=OpaqueRef:3a15e979-bad4-84d4-45cf-98c856c6ca55
-H 'Content-type: application/x-www-form-urlencoded'
```

Response

JSON Data.

Failure Response

```
{"result" : "", "error" : {"code" : "HTTP Error Code", "message" : "Failure: ERROR MESSAGE"}}
```

Here is the API and its successful response with the data:

<http://ch10.amd.com/v2.0/servers/56/0/bios/bootOrder?username=admin&password=seamicro>

"hd0"

Server BIOS Boot-Order info for the server range 0/0-15/0

This API provides data for BIOS Boot-Order for servers 0/0-15/0.

```
Curl -X GET http://ch20.amd.com/v2.0/servers/0/0/bios/bootOrder?'username=john&password=jsecret' -H 'Content-type: application/x-www-form-urlencoded'
```

OR

```
curl -X GET http://ch20.amd.com/v2.0/servers/56/0/bios/bootOrder?'authtoken=OpaqueRef:3a15e979-bad4-84d4-45cf-98c856c6ca55' -H 'Content-type: application/x-www-form-urlencoded'
```

Response

JSON Data.

Failure Response

```
{"result" : "", "error" : {"code" : "HTTP Error Code", "message" : "Failure: ERROR MESSAGE"}}
```

Here is the API and its successful response with the data:

<http://ch10.amd.com/v2.0/servers/0/0-15/0/bios/bootOrder?username=admin&password=seamicro>

1. {
 2. "0/0": "hd2",
 3. "1/0": "hd2",
-

4. "2/0": "hd2",
5. "3/0": "hd2",
6. "4/0": "hd2",
7. "5/0": "hd2",
8. "6/0": "hd2",
9. "7/0": "hd2",
10. "8/0": "hd2",
11. "9/0": "hd2",
12. "10/0": "hd2",
13. "11/0": "hd2",
14. "12/0": "hd2",
15. "13/0": "hd2",
16. "14/0": "hd0",
17. "15/0": "hd0"
18. }

Server 56/0 VLAN untagged traffic drop info on nic 3

This API provides data for VLAN untagged traffic drop for server 56/0 on nic 3.

Curl `-X GET`
<http://ch20.amd.com/v2.0/servers/56/0/nic/3/untaggedTrafficDrop?username=john&password=jsecret> -H 'Content-type: application/x-www-form-urlencoded'

OR

```
curl -X GET http://ch20.amd.com/v2.0/servers/56/0/nic/3/untaggedTrafficDrop?'authtoken=OpaqueRef:3a15e979-bad4-84d4-45cf-98c856c6ca55' -H 'Content-type: application/x-www-form-urlencoded'
```

Response

JSON Data.

Failure Response

```
{"result" : "", "error" : {"code" : "HTTP Error Code", "message" : "Failure: ERROR MESSAGE"}}
```

Here is the API and its successful response with the data:

<http://ch10.amd.com/v2.0/servers/56/0/nic/3/untaggedTrafficDrop?username=admin&password=seamicro>

false

Server 56/0 CPU info

This API provides CPU type info for server 56/0.

```
Curl -X GET http://ch20.amd.com/v2.0/servers/56/0/cpuType?'username=john&password=jsecret' -H 'Content-type: application/x-www-form-urlencoded'
```

OR

```
curl -X GET http://ch20.amd.com/v2.0/servers/56/0/cpuType?'authtoken=OpaqueRef:3a15e979-bad4-84d4-45cf-98c856c6ca55' -H 'Content-type: application/x-www-form-urlencoded'
```

Response

JSON Data.

Failure Response

```
{"result" : "", "error" : {"code" : "HTTP Error Code", "message" : "Failure: ERROR MESSAGE"}}
```

Here is the API and its successful response with the data:

<http://ch10.amd.com/v2.0/servers/56/0/cpuType?username=admin&password=seamicro>

"Intel Xeon E3-1265L"

Server 56/0 description

This API provides description for server 56/0.

Curl -X GET
<http://ch20.amd.com/v2.0/servers/56/0/description?username=john&password=jsecret>
-H 'Content-type: application/x-www-form-urlencoded'

OR

curl -X GET
<http://ch20.amd.com/v2.0/servers/56/0/description?authToken=OpaqueRef:3a15e979-bad4-84d4-45cf-98c856c6ca55> -H 'Content-type: application/x-www-form-urlencoded'

Response

JSON Data.

Failure Response

```
{"result" : "", "error" : {"code" : "HTTP Error Code", "message" : "Failure: ERROR MESSAGE"}}
```

Here is the API and its successful response with the data:

<http://ch10.amd.com/v2.0/servers/56/0/description?username=admin&password=seamicro>

""

Server's description for a given range of servers from 0/0 through 15/0

This API provides description for all servers starting from server 0/0 through 15/0.

Curl -X GET <http://ch20.amd.com/v2.0/servers/0/0-15/0/description?username=john&password=jsecret> -H 'Content-type: application/x-www-form-urlencoded'

OR

```
curl -X GET http://ch20.amd.com/v2.0/servers/0/0-15/0/description?'authToken=OpaqueRef:3a15e979-bad4-84d4-45cf-98c856c6ca55' -H 'Content-type: application/x-www-form-urlencoded'
```

Response

JSON Data.

Failure Response

```
{"result" : "", "error" : {"code" : "HTTP Error Code", "message" : "Failure: ERROR MESSAGE"}}
```

Here is the API and its successful response with the data:

<http://ch10.amd.com/v2.0/servers/0/0-56/0/description?username=admin&password=seamicro>

1. {
2. "0/0": "These are SeaMicro routine 1 servers",
3. "1/0": "These are SeaMicro routine 1 servers",
4. "2/0": "These are SeaMicro routine 1 servers",
5. "3/0": "These are SeaMicro routine 1 servers",
6. "4/0": "These are SeaMicro routine 1 servers",
7. "5/0": "These are SeaMicro routine 1 servers",
8. "6/0": "These are SeaMicro routine 1 servers",
9. "7/0": "These are SeaMicro routine 1 servers",
10. "8/0": "These are SeaMicro routine 1 servers",
11. "9/0": "These are SeaMicro routine 1 servers",
12. "10/0": "These are SeaMicro routine 1 servers",
13. "11/0": "These are SeaMicro routine 1 servers",

14. "12/0": "These are SeaMicro routine 1 servers",
15. "13/0": "These are SeaMicro routine 1 servers",
16. "14/0": "",
17. "15/0": ""
18. }

Server 0/0 tagged VLANs on nic 2

This API provides tagged VLANs info on nic 2 for server 0/0.

```
Curl -X GET
http://ch20.amd.com/v2.0/servers/0/0/nic/2/taggedVlans?'username=john&password=js
ecret' -H 'Content-type: application/x-www-form-urlencoded'
```

OR

```
curl -X GET
http://ch20.amd.com/v2.0/servers/0/0/nic/2/taggedVlans?'authToken=OpaqueRef:3a15e
979-bad4-84d4-45cf-98c856c6ca55' -H 'Content-type: application/x-www-form-
-urlencoded'
```

Response

JSON Data.

Failure Response

```
{"result" : "", "error" : {"code" : "HTTP Error Code", "message" : "Failure: ERROR
MESSAGE"}}
```

Here is the API and its successful response with the data:

<http://ch10.amd.com/v2.0/servers/0/0/nic/0/taggedVlan?username=admin&password=seamicro>

1. [
2. "1",
3. "4-7"

4.]

Servers tagged VLANs on nic 0 for server range, 0/0-15/0

This API provides tagged VLANs info on nic 0 for all servers starting from 0/0 through 15/0.

```
Curl -X GET http://ch20.amd.com/v2.0/servers/0/0-15/0/nic/0/taggedVlans?'username=john&password=jsecret' -H 'Content-type: application/x-www-form-urlencoded'
```

OR

```
curl -X GET http://ch20.amd.com/v2.0/servers/0/0-15/0/nic/0/taggedVlans?'authToken=OpaqueRef:3a15e979-bad4-84d4-45cf-98c856c6ca55' -H 'Content-type: application/x-www-form-urlencoded'
```

Response

JSON Data.

Failure Response

```
{"result" : "", "error" : {"code" : "HTTP Error Code", "message" : "Failure: ERROR MESSAGE"}}
```

Here is the API and its successful response with the data:

<http://ch10.amd.com/v2.0/servers/0/0-15/0/nic/0/taggedVlans?username=admin&password=seamicro>

1. {
 2. "0/0":
 3. [
 4. "33-34",
 5. "39"
 6.],
 7. "1/0": "",
 8. "2/0": "",
-

9. "3/0": "",
10. "4/0": "",
11. "5/0": "",
12. "6/0": "",
13. "7/0": "",
14. "8/0": "",
15. "9/0": "",
16. "10/0": "",
17. "11/0": "",
18. "12/0": "",
19. "13/0": "",
20. "14/0": "",
21. "15/0": ""
22. }

Server 0/0 server vlan-pass-through-mode on nic 0

This API provides vlan-pass-through-mode for server 0/0 for nic 0.

```
Curl -X GET
http://ch20.amd.com/v2.0/servers/0/0/nic/0/vlanPassThroughMode?'username=john&password=jsecret' -H 'Content-type: application/x-www-form-urlencoded'
```

OR

```
curl -X GET
http://ch20.amd.com/v2.0/servers/0/0/nic/0/vlanPassThroghMode?'authtoken=OpaqueRef:3a15e979-bad4-84d4-45cf-98c856c6ca55' -H 'Content-type: application/x-www-form-urlencoded'
```

Response

JSON Data.

Failure Response

```
{"result" : "", "error" : {"code" : "HTTP Error Code", "message" : "Failure: ERROR MESSAGE"}}
```

Here is the API and its successful response with the data:

<http://ch10.amd.com/v2.0/servers/0/0/nic/0/vlanPassThroughMode?username=admin&password=seamicro>

true

Storage disks info

This API provides info about all the storage disks available on the chassis.

```
Curl                                -X                                GET
http://ch20.amd.com/v2.0/storage/disks?username=john&password=jsecret -H
'Content-type: application/x-www-form-urlencoded'
```

OR

```
curl -X GET http://ch20.amd.com/v2.0/storage/disks?authToken=OpaqueRef:3a15e979-bad4-84d4-45cf-98c856c6ca55' -H 'Content-type: application/x-www-form-urlencoded'
```

Response

JSON Data.

Failure Response

```
{"result" : "", "error" : {"code" : "HTTP Error Code", "message" : "Failure: ERROR MESSAGE"}}
```

Here is the API and its successful response with the data:

<http://ch10.amd.com/v2.0/storage/disks?username=admin&password=seamicro>

```
{
  "0/0":
  {
    "pool": "pool0",
    "size": 698,
    "model": "ST9750420AS",
    "serial": "5WS0539R",
```

```

[]      "firmware": "0001SDM1",
[]      "UUID": "950e2259-90bb-35a5-b01e-7a0f2d6e692c",
[]      "active": true,
[]      "status": "",
[]      "raw": false,
[]      "location": "",
[]      "servers":
[]      {
[]          "": ""
[]      }
[]  },
[]  "50:05:0c:c1:0d:25:94:3f/12":
[]  {
[]      "pool": "",
[]      "size": 2794,
[]      "model": "HITACHI HUS723030ALS640",
[]      "serial": "YHK50TLG",
[]      "firmware": "A120",
[]      "UUID": "7977b297-5f40-374a-a5db-5c7ad3dcbc4e",
[]      "active": true,
[]      "status": "",
[]      "raw": true,
[]      "location": "7/0/1/0",
[]      "servers":
[]      {
[]          "": ""
[]      }
[]  },
[]  "50:05:0c:c1:0d:25:94:7f/8":
[]  {
[]      "pool": "",
[]      "size": 2794,
[]      "model": "HITACHI HUS723030ALS640",
[]      "serial": "YHK410YG",
[]      "firmware": "A120",
[]      "UUID": "580307be-5bf1-3eef-87fe-f80047543834",
[]      "active": true,
[]      "status": "",
[]      "raw": true,
[]      "location": "7/0/1/18",
[]      "servers":
[]      {
[]          "": ""
[]      }
[]  },
[]  "50:05:0c:c1:0d:25:94:7f/1":
[]  {
[]      "pool": "",
[]      "size": 2794,
[]      "model": "HITACHI HUS723030ALS640",
[]      "serial": "YHK44N4G",
[]      "firmware": "A120",
[]      "UUID": "4cbbfa11-171a-380d-8937-df0380b50543",
[]      "active": true,

```

```

[]      "status": "",
[]      "raw": true,
[]      "location": "7/0/1/23",
[]      "servers":
[]      {
[]          "": ""
[]      }
[]  },
[]  "50:05:0c:c1:0d:25:9e:7f/25":
[]  {
[]      "pool": "",
[]      "size": 2794,
[]      "model": "HITACHI HUS723030ALS640",
[]      "serial": "YHKAGBRG",
[]      "firmware": "A120",
[]      "UUID": "65095377-4a09-3f47-8e9e-4e91399c7f82",
[]      "active": true,
[]      "status": "",
[]      "raw": true,
[]      "location": "7/0/0/30",
[]      "servers":
[]      {
[]          "": ""
[]      }
[]  },
[]  "50:05:0c:c1:0d:25:94:7f/22":
[]  {
[]      "pool": "",
[]      "size": 2794,
[]      "model": "HITACHI HUS723030ALS640",
[]      "serial": "YHK4B5SG",
[]      "firmware": "A120",
[]      "UUID": "09dafa31-c911-3019-8d82-df93dfbe289b",
[]      "active": true,
[]      "status": "",
[]      "raw": true,
[]      "location": "7/0/1/33",
[]      "servers":
[]      {
[]          "": ""
[]      }
[]  },
[]  "50:05:0c:c1:0d:25:94:7f/9":
[]  {
[]      "pool": "",
[]      "size": 2794,
[]      "model": "HITACHI HUS723030ALS640",
[]      "serial": "YHK5TPBG",
[]      "firmware": "A120",
[]      "UUID": "850ba05e-e04f-3952-8773-e29d58186fad",
[]      "active": true,
[]      "status": "",
[]      "raw": true,
[]      "location": "7/0/1/19",

```



```

[]      "servers":
[]      {
[]          "": ""
[]      }
[]  },
[]  "1/3":
[]  {
[]      "pool": "",
[]      "size": 298,
[]      "model": "ST9320423AS",
[]      "serial": "5VH0P1Z7",
[]      "firmware": "0002SDM1",
[]      "UUID": "76097af1-4175-3809-92a2-0c0f303b5292",
[]      "active": true,
[]      "status": "",
[]      "raw": true,
[]      "location": "",
[]      "servers":
[]      {
[]          "": ""
[]      }
[]  },
[]  "1/5":
[]  {
[]      "pool": "",
[]      "size": 698,
[]      "model": "ST9750420AS",
[]      "serial": "5WS03HAG",
[]      "firmware": "0001SDM1",
[]      "UUID": "2cea5140-8de4-3947-ba0a-114fa654e1e3",
[]      "active": true,
[]      "status": "",
[]      "raw": true,
[]      "location": "",
[]      "servers":
[]      {
[]          "": ""
[]      }
[]  },
[]  "50:05:0c:c1:0d:25:9e:7f/26":
[]  {
[]      "pool": "",
[]      "size": 2794,
[]      "model": "HITACHI HUS723030ALS640",
[]      "serial": "YHKAGAXG",
[]      "firmware": "A120",
[]      "UUID": "3b53c1ca-2187-3f7a-b853-5ee855895639",
[]      "active": true,
[]      "status": "",
[]      "raw": true,
[]      "location": "7/0/0/28",
[]      "servers":
[]      {
[]          "": ""
[]      }
[]  }

```

```

[]      }
[]      },
[]      "1/7":
[]      {
[]          "pool": "",
[]          "size": 465,
[]          "model": "ST9500325AS",
[]          "serial": "5VE1JN43",
[]          "firmware": "0001SDM1",
[]          "UUID": "43f04b92-0ffc-3528-ad09-8c327bbe8d37",
[]          "active": true,
[]          "status": "",
[]          "raw": true,
[]          "location": "",
[]          "servers":
[]          {
[]              "": ""
[]          }
[]      },
[]

```

Storage disks info those are available on slot 1

This API provides data for all storage disks available on the chassis in slot 1.

```

Curl                                -X                                GET
http://ch20.amd.com/v2.0/storage/disks/1?username=john&password=jsecret -H
'Content-type: application/x-www-form-urlencoded'

```

OR

```

curl                                -X                                GET
http://ch20.amd.com/v2.0/storage/disks/1?authToken=OpaqueRef:3a15e979-bad4-
84d4-45cf-98c856c6ca55' -H 'Content-type: application/x-www-form-urlencoded'

```

Response

JSON Data.

Failure Response

```

{"result" : "", "error" : {"code" : "HTTP Error Code", "message" : "Failure: ERROR
MESSAGE"}}

```

Here is the API and its successful response with the data:

<http://ch10.amd.com/v2.0/storage/disks/1?username=admin&password=seamicro>

```
1. {
2.   "1/3":
3.     {
4.       "pool": "",
5.       "size": 298,
6.       "model": "ST9320423AS",
7.       "serial": "5VH0P1Z7",
8.       "firmware": "0002SDM1",
9.       "UUID": "76097af1-4175-3809-92a2-0c0f303b5292",
10.      "active": true,
11.      "status": "",
12.      "raw": true,
13.      "location": "",
14.      "servers":
15.        {
16.          "": ""
17.        }
18.    },
19.   "1/5":
20.     {
21.       "pool": "",
22.       "size": 698,
```

```
23.     "model": "ST9750420AS",
24.     "serial": "5WS03HAG",
25.     "firmware": "0001SDM1",
26.     "UUID": "2cea5140-8de4-3947-ba0a-114fa654e1e3",
27.     "active": true,
28.     "status": "",
29.     "raw": true,
30.     "location": "",
31.     "servers":
32.     {
33.         "": ""
34.     }
35. },
36. "1/7":
37. {
38.     "pool": "",
39.     "size": 465,
40.     "model": "ST9500325AS",
41.     "serial": "5VE1JN43",
42.     "firmware": "0001SDM1",
43.     "UUID": "43f04b92-0ffc-3528-ad09-8c327bbe8d37",
44.     "active": true,
```

```
45.     "status": "",
46.     "raw": true,
47.     "location": "",
48.     "servers":
49.     {
50.         "": ""
51.     }
52. },
53. "1/1":
54. {
55.     "pool": "",
56.     "size": 298,
57.     "model": "ST9320423AS",
58.     "serial": "5VH0NE9Y",
59.     "firmware": "0002SDM1",
60.     "UUID": "04f724b9-a0e7-3be9-bdcc-446ccde1bdfd",
61.     "active": true,
62.     "status": "",
63.     "raw": true,
64.     "location": "",
65.     "servers":
66.     {
```

```

67.         "" : ""
68.     }
69. }
70. }

```

Storage disk 7/2 info

This API provides data for storage disk 7/2.

```

Curl -X GET
http://ch20.amd.com/v2.0/storage/disks/7/2?'username=john&password=jsecret' -H
'Content-type: application/x-www-form-urlencoded'

```

OR

```

curl -X GET
http://ch20.amd.com/v2.0/storage/disks/7/2?'authToken=OpaqueRef:3a15e979-bad4-
84d4-45cf-98c856c6ca55' -H 'Content-type: application/x-www-form-urlencoded'

```

Response

JSON Data.

Failure Response

```

{"result" : "", "error" : {"code" : "HTTP Error Code", "message" : "Failure: ERROR
MESSAGE"}}

```

Here is the API and its successful response with the data:

<http://ch10.amd.com/v2.0/storage/disks/7/2?username=admin&password=seamicro>

```

1. {
2.     "pool": "",
3.     "size": 298,

```

```
4.     "model": "ST9320423AS",
5.     "serial": "5VH4S20E",
6.     "firmware": "0002SDM1",
7.     "UUID": "a60deecd-c3b4-34ff-91aa-b16b97da2f63",
8.     "active": true,
9.     "status": "",
10.    "raw": true,
11.    "location": "",
12.    "servers":
13.    {
14.        "": ""
15.    }
16. }
```

Storage disks info using range starting from disk 0/0 through 4/6 info

This API provides data for storage disks 0/0-4/6.

```
Curl      -X      GET      http://ch20.amd.com/v2.0/storage/disks/0/0-4/6?username=john&password=jsecret -H 'Content-type: application/x-www-form-urlencoded'
```

OR

```
curl      -X      GET      http://ch20.amd.com/v2.0/storage/disks/0/0-4/6?authToken=OpaqueRef:3a15e979-bad4-84d4-45cf-98c856c6ca55 -H 'Content-type: application/x-www-form-urlencoded'
```

Response

JSON Data.

Failure Response

```
{"result" : "", "error" : {"code" : "HTTP Error Code", "message" : "Failure: ERROR MESSAGE"}}
```

Here is the API and its successful response with the data:

<http://ch10.amd.com/v2.0/storage/disks/0/0-4/6?username=admin&password=seamicro>

1. {
 2. "1/0":
 3. {
 4. "pool": "p1-0",
 5. "size": 298,
 6. "model": "ST9320423AS",
 7. "serial": "5VH0P1C4",
 8. "firmware": "0002SDM1",
 9. "UUID": "a274e4df-44b0-38dc-bf82-0548779b44e6",
 10. "active": true,
 11. "status": "",
 12. "raw": true,
 13. "location": "",
 14. "servers":
 15. {
 16. "0/0":
 17. {
-


```
18. [REDACTED] "vdisk":
19. [REDACTED] {
20. [REDACTED] "5":
21. [REDACTED] {
22. [REDACTED] "assigned": true,
23. [REDACTED] "assignedUUID": "",
24. [REDACTED] "assignedActive": false
25. [REDACTED] }
26. [REDACTED] }
27. [REDACTED] }
28. [REDACTED] }
29. [REDACTED] },
30. [REDACTED] "1/2":
31. [REDACTED] {
32. [REDACTED] "pool": "p1-2",
33. [REDACTED] "size": 298,
34. [REDACTED] "model": "ST9320423AS",
35. [REDACTED] "serial": "5VH17SEB",
36. [REDACTED] "firmware": "0002SDM1",
37. [REDACTED] "UUID": "0170fe1b-c514-3ed3-a972-a27e9a4b15df",
38. [REDACTED] "active": true,
39. [REDACTED] "status": "",
```

```
40.     "raw": true,
41.     "location": "",
42.     "servers":
43.     {
44.         "": ""
45.     }
46. },
47.     "1/4":
48.     {
49.         "pool": "p1-4",
50.         "size": 298,
51.         "model": "ST9320423AS",
52.         "serial": "5VH0PPVW",
53.         "firmware": "0002SDM1",
54.         "UUID": "f899a421-83ad-33fa-8e5d-6d2c9826e9b2",
55.         "active": true,
56.         "status": "",
57.         "raw": true,
58.         "location": "",
59.         "servers":
60.         {
61.             "": ""
```

```
62. [REDACTED] }
63. [REDACTED] },
64. [REDACTED] "1/6":
65. [REDACTED] {
66. [REDACTED] "pool": "",
67. [REDACTED] "size": 465,
68. [REDACTED] "model": "ST9500530NS",
69. [REDACTED] "serial": "9SP1W8AX",
70. [REDACTED] "firmware": "SN04",
71. [REDACTED] "UUID": "bb463d34-7d20-38d7-828f-af33da9b325c",
72. [REDACTED] "active": true,
73. [REDACTED] "status": "",
74. [REDACTED] "raw": true,
75. [REDACTED] "location": "",
76. [REDACTED] "servers":
77. [REDACTED] {
78. [REDACTED] "": ""
79. [REDACTED] }
80. [REDACTED] },
81. [REDACTED] "2/0":
82. [REDACTED] {
83. [REDACTED] "pool": "p2-0",
```

```
84.     "size": 298,
85.     "model": "FUJITSU MHZ2320BJ G2",
86.     "serial": "K82BT8A2595B",
87.     "firmware": "0000001E",
88.     "UUID": "1be2919c-9f8a-3f6b-9b01-6b119efada90",
89.     "active": true,
90.     "status": "",
91.     "raw": true,
92.     "location": "",
93.     "servers":
94.     {
95.         "": ""
96.     }
97. },
98.     "2/2":
99.     {
100.         "pool": "p2-2",
101.         "size": 465,
102.         "model": "ST9500420AS",
103.         "serial": "5VJ5G910",
104.         "firmware": "0002SDM1",
105.         "UUID": "863777d6-e09a-3cc5-8e5c-8cbdab6116f4",
```

```
106.     "active": true,
107.     "status": "",
108.     "raw": true,
109.     "location": "",
110.     "servers":
111.     {
112.         "": ""
113.     }
114. },
115.     "2/4":
116.     {
117.         "pool": "p2-4",
118.         "size": 698,
119.         "model": "ST9750420AS",
120.         "serial": "5WS0620K",
121.         "firmware": "0001SDM1",
122.         "UUID": "064c1df7-efbb-3ba2-b80c-6ae5751e655e",
123.         "active": true,
124.         "status": "",
125.         "raw": true,
126.         "location": "",
127.         "servers":
```

```
128. [REDACTED] {
129. [REDACTED] "" : ""
130. [REDACTED] }
131. [REDACTED] },
132. [REDACTED] "3/0" :
133. [REDACTED] {
134. [REDACTED] "pool": "p3-0",
135. [REDACTED] "size": 465,
136. [REDACTED] "model": "ST9500325AS",
137. [REDACTED] "serial": "5VE1KWSB",
138. [REDACTED] "firmware": "0001SDM1",
139. [REDACTED] "UUID": "8448a337-9ae3-3bb8-9fe0-f192cf671b6a",
140. [REDACTED] "active": true,
141. [REDACTED] "status": "",
142. [REDACTED] "raw": true,
143. [REDACTED] "location": "",
144. [REDACTED] "servers":
145. [REDACTED] {
146. [REDACTED] "" : ""
147. [REDACTED] }
148. [REDACTED] },
149. [REDACTED] "3/2" :
```

```
150. {
151.   "pool": "p3-2",
152.   "size": 465,
153.   "model": "ST9500420AS",
154.   "serial": "5VJ5B3DF",
155.   "firmware": "0002SDM1",
156.   "UUID": "c056b636-32a6-3c87-86e8-de9534238d21",
157.   "active": true,
158.   "status": "",
159.   "raw": true,
160.   "location": "",
161.   "servers":
162.     {
163.       "": ""
164.     }
165.   },
166.   "3/4":
167.     {
168.       "pool": "p3-4",
169.       "size": 465,
170.       "model": "ST9500420AS",
171.       "serial": "5VJ5HS9W",
```

```
172.     "firmware": "0002SDM1",
173.     "UUID": "8fd9e281-1a3e-3ac1-bd9e-ef30528ab76c",
174.     "active": true,
175.     "status": "",
176.     "raw": true,
177.     "location": "",
178.     "servers":
179.     {
180.         "": ""
181.     }
182.     },
183.     "3/6":
184.     {
185.         "pool": "p3-6",
186.         "size": 465,
187.         "model": "ST9500420AS",
188.         "serial": "5VJ5FX6W",
189.         "firmware": "0002SDM1",
190.         "UUID": "5fd17f3d-ee13-373b-a8b0-429e37f9eed0",
191.         "active": true,
192.         "status": "",
193.         "raw": true,
```



```
194.     "location": "",
195.     "servers":
196.     {
197.         "": ""
198.     }
199.     },
200.     "4/0":
201.     {
202.         "pool": "p4-0",
203.         "size": 298,
204.         "model": "ST9320423AS",
205.         "serial": "5VH10S12",
206.         "firmware": "0002SDM1",
207.         "UUID": "5e1d0730-9521-3980-b10d-92b728459d92",
208.         "active": true,
209.         "status": "",
210.         "raw": true,
211.         "location": "",
212.         "servers":
213.         {
214.             "": ""
215.         }
```

```
216. },
217. "4/2":
218. {
219.   "pool": "p4-2",
220.   "size": 465,
221.   "model": "ST9500530NS",
222.   "serial": "9SP1KLEW",
223.   "firmware": "SN04",
224.   "UUID": "71e81b92-677d-31a3-87c2-e9d27261e1c7",
225.   "active": true,
226.   "status": "",
227.   "raw": true,
228.   "location": "",
229.   "servers":
230.   {
231.     "": ""
232.   }
233. },
234. "4/4":
235. {
236.   "pool": "p4-4",
237.   "size": 298,
```

```
238. "model": "ST9320423AS",
239. "serial": "5VH024NK",
240. "firmware": "0002SDM1",
241. "UUID": "6b1a4a6a-c2ef-3978-af34-d1dfb442d991",
242. "active": true,
243. "status": "",
244. "raw": true,
245. "location": "",
246. "servers":
247. {
248.   "": ""
249. }
250. },
251. "4/6":
252. {
253.   "pool": "p4-6",
254.   "size": 465,
255.   "model": "ST9500325AS",
256.   "serial": "5VE1S3F0",
257.   "firmware": "0001SDM1",
258.   "UUID": "cf6e544e-427d-3c6a-8736-0eb838315ed3",
259.   "active": true,
```

```

260.     "status": "",
261.     "raw": true,
262.     "location": "",
263.     "servers":
264.     {
265.         "": ""
266.     }
267. }
268. }

```

Storage disk 0/4 pool name

This API provides pool name associated with storage disk 0/4.

```

Curl                                -X                                GET
http://ch20.amd.com/v2.0/storage/disks/0/4/pool?username=john&password=jsecret -
H 'Content-type: application/x-www-form-urlencoded'

```

OR

```

curl                                -X                                GET
http://ch20.amd.com/v2.0/storage/disks/0/4/pool?authToken=OpaqueRef:3a15e979-
bad4-84d4-45cf-98c856c6ca55' -H 'Content-type: application/x-www-form-urlencoded'

```

Response

JSON Data.

Failure Response

```

{"result" : "", "error" : {"code" : "HTTP Error Code", "message" : "Failure: ERROR
MESSAGE"}}

```

Here is the API and its successful response with the data:

<http://ch10.amd.com/v2.0/storage/disks/0/4/pool?username=admin&password=seamicro>

"pool0"

Storage disk's pool names starting from disk 0/0 through 4/6

This API provides pool names associated with storage disks 0/0-4/6.

```
Curl -X GET
http://ch20.amd.com/v2.0/storage/disks/0/0/4/6/pool?username=john&password=jsecret
-H 'Content-type: application/x-www-form-urlencoded'
```

OR

```
curl -X GET http://ch20.amd.com/v2.0/storage/disks/0/0-4/6/pool?'authToken=OpaqueRef:3a15e979-bad4-84d4-45cf-98c856c6ca55' -H 'Content-type: application/x-www-form-urlencoded'
```

Response

JSON Data.

Failure Response

```
{"result" : "", "error" : {"code" : "HTTP Error Code", "message" : "Failure: ERROR MESSAGE"}}
```

Here is the API and its successful response with the data:

<http://ch10.amd.com/v2.0/storage/disks/0/0-4/6/pool?username=admin&password=seamicro>

1. {
 2. "1/0": "p1-0",
 3. "1/2": "p1-2",
 4. "1/4": "p1-4",
 5. "1/6": "",
 6. "2/0": "p2-0",
-

7. "2/2": "p2-2",
8. "2/4": "p2-4",
9. "3/0": "p3-0",
10. "3/2": "p3-2",
11. "3/4": "p3-4",
12. "3/6": "p3-6",
13. "4/0": "p4-0",
14. "4/2": "p4-2",
15. "4/4": "p4-4",
16. "4/6": "p4-6"
17. }

Storage disk 0/4 size

This API provides size of storage disk 0/4.

```
Curl -X GET
http://ch20.amd.com/v2.0/storage/disks/0/4/size?'username=john&password=jsecret' -
H 'Content-type: application/x-www-form-urlencoded'
```

OR

```
curl -X GET
http://ch20.amd.com/v2.0/storage/disks/0/4/size?'authToken=OpaqueRef:3a15e979-
bad4-84d4-45cf-98c856c6ca55' -H 'Content-type: application/x-www-form-urlencoded'
```

Response

JSON Data.

Failure Response

```
{"result" : "", "error" : {"code" : "HTTP Error Code", "message" : "Failure: ERROR
MESSAGE"}}
```

Here is the API and its successful response with the data:

<http://ch10.amd.com/v2.0/storage/disks/0/4/size?username=admin&password=seamicro>

465

Storage disk's size for servers range 0/0 through 4/6

This API provides size of storage disks for servers 0/0-4/6.

```
Curl -X GET http://ch20.amd.com/v2.0/storage/disks/0/0-4/6/size?'username=john&password=jsecret' -H 'Content-type: application/x-www-form-urlencoded'
```

OR

```
curl -X GET http://ch20.amd.com/v2.0/storage/disks/0/0-4/6/size?'authToken=OpaqueRef:3a15e979-bad4-84d4-45cf-98c856c6ca55' -H 'Content-type: application/x-www-form-urlencoded'
```

Response

JSON Data.

Failure Response

```
{"result" : "", "error" : {"code" : "HTTP Error Code", "message" : "Failure: ERROR MESSAGE"}}
```

Here is the API and its successful response with the data:

<http://ch10.amd.com/v2.0/storage/disks/0/0-4/6/size?username=admin&password=seamicro>

1. {
2. "1/0": 298,
3. "1/2": 298,
4. "1/4": 298,
5. "1/6": 465,

6. "2/0": 298,
7. "2/2": 465,
8. "2/4": 698,
9. "3/0": 465,
10. "3/2": 465,
11. "3/4": 465,
12. "3/6": 465,
13. "4/0": 298,
14. "4/2": 465,
15. "4/4": 298,
16. "4/6": 465
17. }

Storage external disk enclosure's all disks info

This API provides info of all available disks within an external disk enclosure (JBOD), "myJBOD_1".

```
Curl -X GET
http://ch20.amd.com/v2.0/storage/disks/myJBOD_1?username=john&password=jsecret
-H 'Content-type: application/x-www-form-urlencoded'
```

OR

```
curl -X GET
http://ch20.amd.com/v2.0/storage/disks/myJBOD_1?authtoken=OpaqueRef:3a15e979-
bad4-84d4-45cf-98c856c6ca55' -H 'Content-type: application/x-www-form-urlencoded'
```

Response

JSON Data.

Failure Response

```
{"result" : "", "error" : {"code" : "HTTP Error Code", "message" : "Failure: ERROR MESSAGE"}}
```

Here is the API and its successful response with the data:

http://ch10.amd.com/v2.0/storage/disks/myJBOD_1?username=admin&password=seamicro

```
{
  "myJBOD_1/24":
  {
    "pool": "",
    "size": 2794,
    "model": "HITACHI HUS723030ALS640",
    "serial": "YHK729LG",
    "firmware": "A120",
    "UUID": "82d7a78e-eaae-390a-a9d6-452de1617574",
    "active": true,
    "status": "",
    "raw": false,
    "location": "5/0/0/26",
    "servers":
    {
      "": ""
    }
  },
  "myJBOD_1/13":
  {
    "pool": "",
    "size": 2794,
    "model": "HITACHI HUS723030ALS640",
    "serial": "YHKAGM6G",
    "firmware": "A120",
    "UUID": "e4855524-e5e8-3729-a1d8-aba09571d269",
    "active": true,
    "status": "",
    "raw": false,
    "location": "5/0/0/39",
    "servers":
    {
      "": ""
    }
  },
  "myJBOD_1/18":
  {
    "pool": "",
    "size": 2794,
    "model": "HITACHI HUS723030ALS640",
    "serial": "YHKAGD6G",
    "firmware": "A120",
```

```

[]      "UUID": "74bfb1e7-5af3-35a0-8aa5-3028cca9bf5c",
[]      "active": true,
[]      "status": "",
[]      "raw": false,
[]      "location": "5/0/0/29",
[]      "servers":
[]      {
[]          "": ""
[]      }
[]  },
[]  "myJBOD_1/8":
[]  {
[]      "pool": "",
[]      "size": 2794,
[]      "model": "HITACHI HUS723030ALS640",
[]      "serial": "YHKAGA7G",
[]      "firmware": "A120",
[]      "UUID": "4c0fb278-5a81-3326-a70b-2d2d941e528f",
[]      "active": true,
[]      "status": "",
[]      "raw": false,
[]      "location": "5/0/0/34",
[]      "servers":
[]      {
[]          "": ""
[]      }
[]  },
[]  },
...

```

Storage external disk enclosure's required disks range info

This API provides info of available disks 0-12 within an external disk enclosure (JBOD), "myJBOD_1" for a given range of disks.

```

Curl      -X      GET      http://ch20.amd.com/v2.0/storage/disks/myJBOD_1/0-12?username=john&password=jsecret' -H 'Content-type: application/x-www-form-urlencoded'

```

OR

```

curl      -X      GET      http://ch20.amd.com/v2.0/storage/disks/myJBOD_1/0-12?authToken=OpaqueRef:3a15e979-bad4-84d4-45cf-98c856c6ca55' -H 'Content-type: application/x-www-form-urlencoded'

```

Response

JSON Data.

Failure Response

```
{"result" : "", "error" : {"code" : "HTTP Error Code", "message" : "Failure: ERROR MESSAGE"}}
```

Here is the API and its successful response with the data:

http://ch10.amd.com/v2.0/storage/disks/myJBOD_1/0-12?username=admin&password=seamicro

```
1. {
2.   "myJBOD_1/8":
3.   {
4.     "pool": "",
5.     "size": 2794,
6.     "model": "HITACHI HUS723030ALS640",
7.     "serial": "YHKAGA7G",
8.     "firmware": "A120",
9.     "UUID": "4c0fb278-5a81-3326-a70b-2d2d941e528f",
10.    "active": true,
11.    "status": "",
12.    "raw": false,
13.    "location": "5/0/0/34",
14.    "servers":
15.    {
16.      "": ""
17.    }
18.  },
```

```
19. "myJBOD_1/9":
20. {
21.   "pool": "",
22.   "size": 2794,
23.   "model": "HITACHI HUS723030ALS640",
24.   "serial": "YHKAG9KG",
25.   "firmware": "A120",
26.   "UUID": "3f1c032d-3cac-3ce3-803e-82a3037bdbe5",
27.   "active": true,
28.   "status": "",
29.   "raw": false,
30.   "location": "5/0/0/37",
31.   "servers":
32.   {
33.     "": ""
34.   }
35. },
36. "myJBOD_1/10":
37. {
38.   "pool": "",
39.   "size": 2794,
40.   "model": "HITACHI HUS723030ALS640",
```

```
41. "serial": "YHKAGLYG",
42. "firmware": "A120",
43. "UUID": "eb341c3e-bdb6-3399-a142-8b04a322bce7",
44. "active": true,
45. "status": "",
46. "raw": false,
47. "location": "5/0/0/40",
48. "servers":
49. {
50.   "": ""
51. }
52. },
53. "myJBOD_1/11":
54. {
55.   "pool": "",
56.   "size": 2794,
57.   "model": "HITACHI HUS723030ALS640",
58.   "serial": "YHKAGD8G",
59.   "firmware": "A120",
60.   "UUID": "80103dff-7719-3c03-8412-48a59f17585d",
61.   "active": true,
62.   "status": "",
```

```
63.     "raw": false,
64.     "location": "5/0/0/41",
65.     "servers":
66.     {
67.         "": ""
68.     }
69. },
70.     "myJBOD_1/12":
71.     {
72.         "pool": "",
73.         "size": 2794,
74.         "model": "HITACHI HUS723030ALS640",
75.         "serial": "YHKAGARG",
76.         "firmware": "A120",
77.         "UUID": "5e93b054-e1c7-397c-a56d-d13618254f78",
78.         "active": true,
79.         "status": "",
80.         "raw": false,
81.         "location": "5/0/0/38",
82.         "servers":
83.         {
84.             "": ""
```

85. }

86. }

87. }

Storage disk's size for disks range from 0/0 through 4/6

This API provides size of storage disks for servers 0/0-4/6.

```
Curl -X GET http://ch20.amd.com/v2.0/storage/disks/0/0-4/6/size?'username=john&password=jsecret' -H 'Content-type: application/x-www-form-urlencoded'
```

OR

```
curl -X GET http://ch20.amd.com/v2.0/storage/disks/0/0-4/6/size?'authToken=OpaqueRef:3a15e979-bad4-84d4-45cf-98c856c6ca55' -H 'Content-type: application/x-www-form-urlencoded'
```

Response

JSON Data.

Failure Response

```
{"result" : "", "error" : {"code" : "HTTP Error Code", "message" : "Failure: ERROR MESSAGE"}}
```

Here is the API and its successful response with the data:

<http://ch10.amd.com/v2.0/storage/disks/0/0-4/6/size?username=admin&password=seamicro>

1. {

2. "1/0": 298,

3. "1/2": 298,

4. "1/4": 298,

5. "1/6": 465,

6. "2/0": 298,
7. "2/2": 465,
8. "2/4": 698,
9. "3/0": 465,
10. "3/2": 465,
11. "3/4": 465,
12. "3/6": 465,
13. "4/0": 298,
14. "4/2": 465,
15. "4/4": 298,
16. "4/6": 465
17. }

Storage external disks UUIDs of a given range of disks

This API provides all UUIDs of disks 0 through 70 within an external disk enclosure (JBOD).

```
Curl -X GET http://ch20.amd.com/v2.0/storage/disks/myJBOD_1/0-70/UUID?username=john&password=jsecret' -H 'Content-type: application/x-www-form-urlencoded'
```

OR

```
curl -X GET http://ch20.amd.com/v2.0/storage/disks/myJBOD_1/0-70/UUID?authtoken=OpaqueRef:3a15e979-bad4-84d4-45cf-98c856c6ca55' -H 'Content-type: application/x-www-form-urlencoded'
```

Response

JSON Data.

Failure Response

```
{"result" : "", "error" : {"code" : "HTTP Error Code", "message" : "Failure: ERROR MESSAGE"}}
```

Here is the API and its successful response with the data:

http://ch10.amd.com/v2.0/storage/disks/myJBOD_1/0-70/UUID?username=admin&password=seamicro

1. {
 2. "myJBOD_1/8": "4c0fb278-5a81-3326-a70b-2d2d941e528f",
 3. "myJBOD_1/9": "3f1c032d-3cac-3ce3-803e-82a3037bdbe5",
 4. "myJBOD_1/10": "eb341c3e-bdb6-3399-a142-8b04a322bce7",
 5. "myJBOD_1/11": "80103dff-7719-3c03-8412-48a59f17585d",
 6. "myJBOD_1/12": "5e93b054-e1c7-397c-a56d-d13618254f78",
 7. "myJBOD_1/13": "e4855524-e5e8-3729-a1d8-aba09571d269",
 8. "myJBOD_1/14": "c7ed94ac-c4b8-3373-9963-04e62eb38970",
 9. "myJBOD_1/15": "4c6ea45c-4bf0-311b-9b31-29fc32d700c6",
 10. "myJBOD_1/16": "6e9962d1-7c69-3a0d-8e1e-6ef7895f4a1f",
 11. "myJBOD_1/17": "33446352-b58a-3099-bfe8-18e22fa42405",
 12. "myJBOD_1/18": "74bfb1e7-5af3-35a0-8aa5-3028cca9bf5c",
 13. "myJBOD_1/19": "65095377-4a09-3f47-8e9e-4e91399c7f82",
 14. "myJBOD_1/20": "3b53c1ca-2187-3f7a-b853-5ee855895639",
 15. "myJBOD_1/21": "85f4d66e-83d6-35fd-851e-cbec1ffb53c3",
 16. "myJBOD_1/23": "31e4a9e9-8288-393c-9426-de095e2adab5",
 17. "myJBOD_1/24": "82d7a78e-eaae-390a-a9d6-452de1617574",
-

18. "myJBOD_1/25": "b76e1fd1-49ff-3c21-81b1-62d7ce442cac",
19. "myJBOD_1/26": "ea7a73c0-4d2f-3ce2-9828-05d58bb2c1bd",
20. "myJBOD_1/27": "4ff1ca16-0992-3d3c-a580-72a8c7aa8caa",
21. "myJBOD_1/28": "8faa1910-021c-34bf-b60b-f77b9ab545ee",
22. "myJBOD_1/29": "973f98af-5408-3534-b216-4925c7d01f3a",
23. "myJBOD_1/30": "3bdfa6d6-0de7-3346-8fb6-6ebed49b4035",
24. "myJBOD_1/31": "1c94692c-2594-3183-b7cc-d014aca7af64",
25. "myJBOD_1/32": "c8b5aa2b-d3bd-3091-acbd-57f7da281bb6",
26. "myJBOD_1/33": "4a06aa12-09d0-3022-8d71-b626c22ed6b1",
27. "myJBOD_1/35": "aeacf656-9d5e-3edc-af88-9d4a52a337b3"
28. }

Storage external disks size of a given range of fresh unallocated disks

This API provides all size of disks 0 through 70 within an external disk enclosure (JBOD).

```
Curl -X GET http://ch20.amd.com/v2.0/storage/disks/50:05:0c:c1:0d:05:de:3f/0-70/size?username=john&password=jsecret -H 'Content-type: application/x-www-form-urlencoded'
```

OR

```
curl -X GET http://ch20.amd.com/v2.0/storage/disks/50:05:0c:c1:0d:05:de:3f/0-70/size?authToken=OpaqueRef:3a15e979-bad4-84d4-45cf-98c856c6ca55 -H 'Content-type: application/x-www-form-urlencoded'
```

Response

JSON Data.

Failure Response

```
{"result" : "", "error" : {"code" : "HTTP Error Code", "message" : "Failure: ERROR MESSAGE"}}
```

Here is the API and its successful response with the data:

<http://ch10.amd.com/v2.0/storage/disks/50:05:0c:c1:0d:05:de:3f/0-70/size?username=admin&password=seamicro>

1. {
2. "50:05:0c:c1:0d:05:de:3f/10": 2794,
3. "50:05:0c:c1:0d:05:de:3f/11": 2794,
4. "50:05:0c:c1:0d:05:de:3f/12": 2794,
5. "50:05:0c:c1:0d:05:de:3f/13": 2794,
6. "50:05:0c:c1:0d:05:de:3f/14": 2794,
7. "50:05:0c:c1:0d:05:de:3f/15": 2794,
8. "50:05:0c:c1:0d:05:de:3f/16": 2794,
9. "50:05:0c:c1:0d:05:de:3f/17": 2794,
10. "50:05:0c:c1:0d:05:de:3f/18": 2794,
11. "50:05:0c:c1:0d:05:de:3f/19": 2794,
12. "50:05:0c:c1:0d:05:de:3f/20": 2794,
13. "50:05:0c:c1:0d:05:de:3f/21": 2794,
14. "50:05:0c:c1:0d:05:de:3f/23": 2794
15. }

External storage alias info

This API provides external disk enclosure (JBOD) related info such as alias, slot to which it is physically connected and its own device id etc.

```
Curl -X GET
http://ch20.amd.com/v2.0/storage/external?'username=john&password=jsecret' -H
'Content-type: application/x-www-form-urlencoded'
```

OR

```
curl -X GET
http://ch20.amd.com/v2.0/storage/external?'authtoken=OpaqueRef:3a15e979-bad4-
84d4-45cf-98c856c6ca55' -H 'Content-type: application/x-www-form-urlencoded'
```

Response

JSON Data.

Failure Response

```
{"result" : "", "error" : {"code" : "HTTP Error Code", "message" : "Failure: ERROR
MESSAGE"}}
```

Here is the API and its successful response with the data:

<http://ch10.amd.com/v2.0/storage/external?username=admin&password=seamicro>

1. {
 2. "myJBOD_1":
 3. {
 4. "device-id": "50:05:0c:c1:0d:05:de:7f",
 5. "slot": "5"
 6. },
 7. "50:05:0c:c1:0d:05:e1:7f":
 8. {
 9. "device-id": "50:05:0c:c1:0d:05:e1:7f",
 10. "slot": "5"
 11. },
-

```
12. "50:05:0c:c1:0d:05:de:3f":
13. {
14. "device-id": "50:05:0c:c1:0d:05:de:3f",
15. "slot": "5"
16. },
17. "50:05:0c:c1:0d:05:e1:3f":
18. {
19. "device-id": "50:05:0c:c1:0d:05:e1:3f",
20. "slot": "5"
21. }
22. }
```

Complete storage related info

This API provides complete info about the storage object as a whole including internal disks, external disks, aliases, pools, volumes and the assignments.

```
Curl -X GET http://ch20.amd.com/v2.0/storage?username=john&password=jsecret -H 'Content-type: application/x-www-form-urlencoded'
```

OR

```
curl -X GET http://ch20.amd.com/v2.0/storage?authToken=OpaqueRef:3a15e979-bad4-84d4-45cf-98c856c6ca55' -H 'Content-type: application/x-www-form-urlencoded'
```

Response

JSON Data.

Failure Response

```
{"result" : "", "error" : {"code" : "HTTP Error Code", "message" : "Failure: ERROR MESSAGE"}}
```

Here is the API and its successful response with the data:

<http://ch10.amd.com/v2.0/storage?username=admin&password=seamicro>

```
{
  "disks":
  {
    "myJBOD_1/24":
    {
      "pool": "",
      "size": 2794,
      "model": "HITACHI HUS723030ALS640",
      "serial": "YHK729LG",
      "firmware": "A120",
      "UUID": "82d7a78e-eaae-390a-a9d6-452de1617574",
      "active": true,
      "status": "",
      "raw": false,
      "location": "5/0/0/26",
      "servers":
      {
        "": ""
      }
    },
    "50:05:0c:c1:0d:05:e1:7f/25":
    {
      "pool": "",
      "size": 2794,
      "model": "HITACHI HUS723030ALS640",
      "serial": "YHK48VVG",
      "firmware": "A120",
      "UUID": "cb5794ed-9355-3882-812f-4a736d197db4",
      "active": true,
      "status": "",
      "raw": true,
      "location": "5/0/1/27",
      "servers":
      {
        "": ""
      }
    },
    "myJBOD_1/13":
    {
      "pool": "",
      "size": 2794,
      "model": "HITACHI HUS723030ALS640",
      "serial": "YHKAGM6G",
      "firmware": "A120",
      "UUID": "e4855524-e5e8-3729-a1d8-aba09571d269",
      "active": true,

```

```

[]      "status": "",
[]      "raw": false,
[]      "location": "5/0/0/39",
[]      "servers":
[]      {
[]          "": ""
[]      }
[]  },
[]  "50:05:0c:c1:0d:05:de:3f/17":
[]  {
[]      "pool": "",
[]      "size": 2794,
[]      "model": "HITACHI HUS723030ALS640",
[]      "serial": "YHK3W1EG",
[]      "firmware": "A120",
[]      "UUID": "df8ad5f4-5147-3a14-8e54-7fc4cdaae2ab",
[]      "active": true,
[]      "status": "",
[]      "raw": true,
[]      "location": "5/0/0/8",
[]      "servers":
[]      {
[]          "": ""
[]      }
[]  },
[]  "1/2":
[]  {
[]      "pool": "p1-2",
[]      "size": 298,
[]      "model": "ST9320423AS",
[]      "serial": "5VH17SEB",
[]      "firmware": "0002SDM1",
[]      "UUID": "0170fe1b-c514-3ed3-a972-a27e9a4b15df",
[]      "active": true,
[]      "status": "",
[]      "raw": false,
[]      "location": "",
[]      "servers":
[]      {
[]          "": ""
[]      }
[]  },
[]  "1/4":
[]  {
[]      "pool": "p1-4",
[]      "size": 298,
[]      "model": "ST9320423AS",
[]      "serial": "5VH0PPVW",
[]      "firmware": "0002SDM1",
[]      "UUID": "f899a421-83ad-33fa-8e5d-6d2c9826e9b2",
[]      "active": true,
[]      "status": "",
[]      "raw": false,
[]      "location": "",

```

```

[] "servers":
[] {
[] "": ""
[] }
[] },
...

[] "pools":
[] {
[] "4/p4-2":
[] {
[] "totalSize": 465,
[] "freeSize": 441,
[] "diskCount": "1",
[] "disks":
[] [
[] "4/2"
[] ],
[] "attributes":
[] {
[] "mounted": true,
[] "status": "optimal"
[] },
[] "volumeCount": 2,
[] "volumes":
[] [
[] "v0",
[] "v1"
[] ],
[] "raid": false,
[] "raidLevel": "none"
[] },
[] "2/p2-2":
[] {
[] "totalSize": 465,
[] "freeSize": 441,
[] "diskCount": "1",
[] "disks":
[] [
[] "2/2"
[] ],
[] "attributes":
[] {
[] "mounted": true,
[] "status": "optimal"
[] },
[] "volumeCount": 2,
[] "volumes":
[] [
[] "v0",
[] "v1"
[] ],
[] "raid": false,
[] "raidLevel": "none"

```



```

    },
    "4/p4-0":
    {
        "totalSize": 298,
        "freeSize": 274,
        "diskCount": "1",
        "disks":
        [
            "4/0"
        ],
        "attributes":
        {
            "mounted": true,
            "status": "optimal"
        },
        "volumeCount": 2,
        "volumes":
        [
            "v0",
            "v1"
        ],
        "raid": false,
        "raidLevel": "none"
    },
    "4/p4-4":
    {
        "totalSize": 298,
        "freeSize": 274,
        "diskCount": "1",
        "disks":
        [
            "4/4"
        ],
        "attributes":
        {
            "mounted": true,
            "status": "optimal"
        },
        "volumeCount": 2,
        "volumes":
        [
            "v0",
            "v1"
        ],
        "raid": false,
        "raidLevel": "none"
    },
    ...

    "pools":
    {
        "4/p4-2":
        {
            "totalSize": 465,

```

```

[]      "freeSize": 441,
[]      "diskCount": "1",
[]      "disks":
[]      [
[]        "4/2"
[]      ],
[]      "attributes":
[]      {
[]        "mounted": true,
[]        "status": "optimal"
[]      },
[]      "volumeCount": 2,
[]      "volumes":
[]      [
[]        "v0",
[]        "v1"
[]      ],
[]      "raid": false,
[]      "raidLevel": "none"
[]    },
[]    "2/p2-2":
[]    {
[]      "totalSize": 465,
[]      "freeSize": 441,
[]      "diskCount": "1",
[]      "disks":
[]      [
[]        "2/2"
[]      ],
[]      "attributes":
[]      {
[]        "mounted": true,
[]        "status": "optimal"
[]      },
[]      "volumeCount": 2,
[]      "volumes":
[]      [
[]        "v0",
[]        "v1"
[]      ],
[]      "raid": false,
[]      "raidLevel": "none"
[]    },
[]    "4/p4-0":
[]    {
[]      "totalSize": 298,
[]      "freeSize": 274,
[]      "diskCount": "1",
[]      "disks":
[]      [
[]        "4/0"
[]      ],
[]      "attributes":
[]      {

```

```

    "mounted": true,
    "status": "optimal"
  },
  "volumeCount": 2,
  "volumes":
  [
    "v0",
    "v1"
  ],
  "raid": false,
  "raidLevel": "none"
},
"4/p4-4":
{
  "totalSize": 298,
  "freeSize": 274,
  "diskCount": "1",
  "disks":
  [
    "4/4"
  ],
  "attributes":
  {
    "mounted": true,
    "status": "optimal"
  },
  "volumeCount": 2,
  "volumes":
  [
    "v0",
    "v1"
  ],
  "raid": false,
  "raidLevel": "none"
},
...

"volumes":
{
  "3/p3-0/v0":
  {
    "provisionSize": 12,
    "actualSize": 12,
    "volumeUUID": "InjwvB-ncQ4-UHvr-BzsJ-8IYL-iQnh-KkI3Bp",
    "attributes":
    {
      "assigned": false,
      "linear": true
    }
  },
  "1/p1-2/v1":
  {
    "provisionSize": 12,
    "actualSize": 12,

```

```

[] "volumeUUID": "2qiTfB-NlUD-LYhA-36kY-FhW0-Cghc-2EDx2B",
[] "attributes":
[] {
[]   "assigned": true,
[]   "linear": true
[] },
[] "servers":
[] {
[]   "0/0":
[]   {
[]     "vdisk":
[]     {
[]       "3":
[]       {
[]         "assigned": true,
[]         "assignedUUID": "",
[]         "assignedActive": true
[]       },
[]       "7":
[]       {
[]         "assigned": true,
[]         "assignedUUID": "",
[]         "assignedActive": true
[]       }
[]     }
[]   }
[] }
[] },
[] "4/p4-6/v1":
[] {
[]   "provisionSize": 12,
[]   "actualSize": 12,
[]   "volumeUUID": "oaXpyh-jA08-stxs-Tc6c-Bwt5-WqlJ-iANjLi",
[]   "attributes":
[]   {
[]     "assigned": false,
[]     "linear": true
[]   }
[] },
[] "2/p2-0/v0":
[] {
[]   "provisionSize": 12,
[]   "actualSize": 12,
[]   "volumeUUID": "tfyzz3-XA3J-XSQY-KOMd-Ii0C-afbo-Aetec0",
[]   "attributes":
[]   {
[]     "assigned": true,
[]     "linear": true
[]   },
[]   "servers":
[]   {
[]     "1/0":
[]     {
[]       "vdisk":

```

```
    {
      "3":
      {
        "assigned": true,
        "assignedUUID": "",
        "assignedActive": true
      }
    }
  },
  "5/gpool-0/VOLM-2":
  {
    "provisionSize": 4,
    "actualSize": 4,
    "volumeUUID": "yomLBw-C6xq-uToS-1dhz-fn49-LHFW-ieZpM1",
    "attributes":
    {
      "assigned": false,
      "linear": true
    }
  },
  "2/p2-4/v1":
  {
    "provisionSize": 12,
    "actualSize": 12,
    "volumeUUID": "XLooLg-VNHX-FuiC-GftV-Ax8w-lfpL-dJHldE",
    "attributes":
    {
      "assigned": false,
      "linear": true
    }
  },
  "3/p3-6/v1":
  {
    "provisionSize": 12,
    "actualSize": 12,
    "volumeUUID": "N7fdKe-uCjr-5eLQ-C0z2-Xi4C-vSqT-2PmuFz",
    "attributes":
    {
      "assigned": false,
      "linear": true
    }
  },
  "5/gpool-0/VOLM-1":
  {
    "provisionSize": 4,
    "actualSize": 4,
    "volumeUUID": "YQfsaM-QUge-x4N6-F1S8-8dbj-wxzv-DrrERh",
    "attributes":
    {
      "assigned": false,
      "linear": true
    }
  }
}
```

```

    },
    "5/gpool-0/vol-2":
    {
      "provisionSize": 2,
      "actualSize": 2,
      "volumeUUID": "MVGAVY-ernV-ES8k-8pk3-ugTC-IjLa-ZWeBZF",
      "attributes":
      {
        "assigned": false,
        "linear": true
      }
    },
    "4/p4-4/v0":
    {
      "provisionSize": 12,
      "actualSize": 12,
      "volumeUUID": "Tk0wly-maa0-FMQA-e0jn-V3V7-kSem-flv0Bj",
      "attributes":
      {
        "assigned": false,
        "linear": true
      }
    }
  },
  ...

```

```

  "assigns":
  {
    "0/0":
    {
      "0":
      {
        "assigned": true,
        "assignVolumeName": "1/p1-0/v0",
        "assignDiskName": "-",
        "assignedActive": true,
        "assignedUUID": ""
      },
      "1":
      {
        "assigned": true,
        "assignVolumeName": "1/p1-0/v1",
        "assignDiskName": "-",
        "assignedActive": true,
        "assignedUUID": ""
      },
      "2":
      {
        "assigned": true,
        "assignVolumeName": "1/p1-2/v0",
        "assignDiskName": "-",
        "assignedActive": true,
        "assignedUUID": ""
      },
      "3":

```

```

{}
{
  "assigned": true,
  "assignVolumeName": "1/p1-2/v1",
  "assignDiskName": "-",
  "assignedActive": true,
  "assignedUUID": ""
},
"4":
{
  "assigned": true,
  "assignVolumeName": "1/p1-4/v0",
  "assignDiskName": "-",
  "assignedActive": true,
  "assignedUUID": ""
},
"5":
{
  "assigned": true,
  "assignVolumeName": "1/p1-4/v1",
  "assignDiskName": "-",
  "assignedActive": true,
  "assignedUUID": ""
},
"6":
{
  "assigned": true,
  "assignVolumeName": "1/p1-4/v1",
  "assignDiskName": "-",
  "assignedActive": true,
  "assignedUUID": ""
},
"7":
{
  "assigned": true,
  "assignVolumeName": "1/p1-2/v1",
  "assignDiskName": "-",
  "assignedActive": true,
  "assignedUUID": ""
}
},
"1/0":
{
  "0":
  {
    "assigned": true,
    "assignVolumeName": "-",
    "assignDiskName": "0/5",
    "assignedActive": false,
    "assignedUUID": ""
  },
  "1":
  {
    "assigned": true,
    "assignVolumeName": "-",

```

```

[]      "assignDiskName": "0/7",
[]      "assignedActive": false,
[]      "assignedUUID": ""
[]    },
[]    "3":
[]    {
[]      "assigned": true,
[]      "assignVolumeName": "2/p2-0/v0",
[]      "assignDiskName": "-",
[]      "assignedActive": true,
[]      "assignedUUID": ""
[]    }
[]  },
[]  "2/0":
[]  {
[]    "0":
[]    {
[]      "assigned": true,
[]      "assignVolumeName": "1/p1-0/v0",
[]      "assignDiskName": "-",
[]      "assignedActive": true,
[]      "assignedUUID": ""
[]    }
[]  },
[]  "3/0":
[]  {
[]    "0":
[]    {
[]      "assigned": true,
[]      "assignVolumeName": "1/p1-0/v1",
[]      "assignDiskName": "-",
[]      "assignedActive": true,
[]      "assignedUUID": ""
[]    }
[]  }
[] }

```

Storage disk 0/4 model name info

This API provides model name for the storage disk 0/4.

```

Curl -X GET
http://ch20.amd.com/v2.0/storage/disks/0/4/model?'username=john&password=jsecret'
-H 'Content-type: application/x-www-form-urlencoded'

```

OR


```
curl -X GET
http://ch20.amd.com/v2.0/storage/disks/0/4/model?'authtoken=OpaqueRef:3a15e979-
bad4-84d4-45cf-98c856c6ca55' -H 'Content-type: application/x-www-form-urlencoded'
```

Response

JSON Data.

Failure Response

```
{"result" : "", "error" : {"code" : "HTTP Error Code", "message" : "Failure: ERROR
MESSAGE"}}
```

Here is the API and its successful response with the data:

<http://ch10.amd.com/v2.0/storage/disks/0/4/model?username=admin&password=seamicro>

"ST9500325AS"

Storage disk 0/4 info if used as a raw disk

This API provides info if used as a raw disk for storage disk 0/4.

```
Curl -X GET
http://ch20.amd.com/v2.0/storage/disks/0/4/raw?'username=john&password=jsecret' -H
'Content-type: application/x-www-form-urlencoded'
```

OR

```
curl -X GET
http://ch20.amd.com/v2.0/storage/disks/0/4/raw?'authtoken=OpaqueRef:3a15e979-
bad4-84d4-45cf-98c856c6ca55' -H 'Content-type: application/x-www-form-urlencoded'
```

Response

JSON Data.

Failure Response

```
{"result" : "", "error" : {"code" : "HTTP Error Code", "message" : "Failure: ERROR
MESSAGE"}}
```

Here is the API and its successful response with the data:

<http://ch10.amd.com/v2.0/storage/disks/0/4/raw?username=admin&password=seamicro>

false

Storage pool info

This API provides all pools info available on the chassis.

```
Curl -X GET http://ch20.amd.com/v2.0/storage/pools?'username=john&password=jsecret' -H 'Content-type: application/x-www-form-urlencoded'
```

OR

```
curl -X GET http://ch20.amd.com/v2.0/storage/pools?'authToken=OpaqueRef:3a15e979-bad4-84d4-45cf-98c856c6ca55' -H 'Content-type: application/x-www-form-urlencoded'
```

Response

JSON Data.

Failure Response

```
{"result" : "", "error" : {"code" : "HTTP Error Code", "message" : "Failure: ERROR MESSAGE"}}
```

Here is the API and its successful response with the data:

<http://ch10.amd.com/v2.0/storage/pools?username=admin&password=seamicro>

```
1. {
2.     "0/pool0":
3.     {
4.         "totalSize": 1926,
5.         "freeSize": 1056,
6.         "diskCount": "4",
7.         "disks":
8.         [
```

```
9.         "0/0",
10.        "0/2",
11.        "0/4",
12.        "0/6"
13.    ],
14.    "attributes":
15.    {
16.        "mounted": true,
17.        "status": "optimal"
18.    },
19.    "volumeCount": 63,
20.    "volumes":
21.    [
22.        "vol-7",
23.        "vol-48",
24.        "vol-31",
25.        "vol-32",
26.        "vol-51",
27.        "vol-30",
28.        "vol-53",
29.        "vol-36",
30.        "vol-58",
```

31. "vol-33",
32. "vol-49",
33. "vol-6",
34. "vol-3",
35. "vol-28",
36. "vol-8",
37. "vol-37",
38. "vol-40",
39. "vol-42",
40. "vol-56",
41. "vol-57",
42. "vol-17",
43. "vol-54",
44. "vol-38",
45. "vol-13",
46. "vol-11",
47. "vol-55",
48. "vol-46",
49. "vol-2",
50. "vol-18",
51. "vol-43",
52. "vol-25",

- 53. "vol-1",
- 54. "vol-4",
- 55. "vol-21",
- 56. "vol-50",
- 57. "vol-10",
- 58. "vol-24",
- 59. "vol-45",
- 60. "vol-41",
- 61. "vol-62",
- 62. "vol-52",
- 63. "vol-44",
- 64. "vol-14",
- 65. "vol-35",
- 66. "vol-5",
- 67. "vol-16",
- 68. "vol-0",
- 69. "vol-61",
- 70. "vol-39",
- 71. "vol-26",
- 72. "vol-47",
- 73. "vol-22",
- 74. "vol-34",

```
75.         "vol-27",
76.         "vol-29",
77.         "vol-59",
78.         "vol-20",
79.         "vol-15",
80.         "vol-60",
81.         "vol-9",
82.         "vol-12",
83.         "vol-23",
84.         "vol-19"
85.     ],
86.     "raid": false,
87.     "raidLevel": "none"
88. }
89. }
```

Storage pool info available for slot 0

This API provides all pools available on slot 0.

```
Curl -X GET
http://ch20.amd.com/v2.0/storage/pools/0?'username=john&password=jsecret' -H
'Content-type: application/x-www-form-urlencoded'
```

OR

```
curl -X GET http://ch20.amd.com/v2.0/storage/pools/0?'authtoken=OpaqueRef:3a15e979-bad4-84d4-45cf-98c856c6ca55' -H 'Content-type: application/x-www-form-urlencoded'
```

Response

JSON Data.

Failure Response

```
{"result" : "", "error" : {"code" : "HTTP Error Code", "message" : "Failure: ERROR MESSAGE"}}
```

Here is the API and its successful response with the data:

<http://ch10.amd.com/v2.0/storage/pools/0?username=admin&password=seamicro>

```
1. {
2.   "0/pool0":
3.   {
4.     "totalSize": 1926,
5.     "freeSize": 1056,
6.     "diskCount": "4",
7.     "disks":
8.     [
9.       "0/0",
10.      "0/2",
11.      "0/4",
12.      "0/6"
13.    ],
14.     "attributes":
```

```
15.     {
16.         "mounted": true,
17.         "status": "optimal"
18.     },
19.     "volumeCount": 63,
20.     "volumes":
21.     [
22.         "vol-7",
23.         "vol-48",
24.         "vol-31",
25.         "vol-32",
26.         "vol-51",
27.         "vol-30",
28.         "vol-53",
29.         "vol-36",
30.         "vol-58",
31.         "vol-33",
32.         "vol-49",
33.         "vol-6",
34.         "vol-3",
35.         "vol-28",
36.         "vol-8",
```


37. "vol-37",
38. "vol-40",
39. "vol-42",
40. "vol-56",
41. "vol-57",
42. "vol-17",
43. "vol-54",
44. "vol-38",
45. "vol-13",
46. "vol-11",
47. "vol-55",
48. "vol-46",
49. "vol-2",
50. "vol-18",
51. "vol-43",
52. "vol-25",
53. "vol-1",
54. "vol-4",
55. "vol-21",
56. "vol-50",
57. "vol-10",
58. "vol-24",

59. "vol-45",
60. "vol-41",
61. "vol-62",
62. "vol-52",
63. "vol-44",
64. "vol-14",
65. "vol-35",
66. "vol-5",
67. "vol-16",
68. "vol-0",
69. "vol-61",
70. "vol-39",
71. "vol-26",
72. "vol-47",
73. "vol-22",
74. "vol-34",
75. "vol-27",
76. "vol-29",
77. "vol-59",
78. "vol-20",
79. "vol-15",
80. "vol-60",

```

81.         "vol-9",
82.         "vol-12",
83.         "vol-23",
84.         "vol-19"
85.     ],
86.     "raid": false,
87.     "raidLevel": "none"
88. }
89. }

```

Storage given pool name info

This API provides info about a given pool.

```

Curl -X GET
http://ch20.amd.com/v2.0/storage/pools/0/pool0?username=john&password=jsecret -H
'Content-type: application/x-www-form-urlencoded'

```

OR

```

curl -X GET
http://ch20.amd.com/v2.0/storage/pools/0/pool0?authToken=OpaqueRef:3a15e979-bad4-84d4-45cf-98c856c6ca55 -H 'Content-type: application/x-www-form-urlencoded'

```

Response

JSON Data.

Failure Response

```

{"result" : "", "error" : {"code" : "HTTP Error Code", "message" : "Failure: ERROR MESSAGE"}}

```

Here is the API and its successful response with the data:

<http://ch10.amd.com/v2.0/storage/pools/0/pool0?username=admin&password=seamicro>

```
1. {
2.     "totalSize": 1926,
3.     "freeSize": 1056,
4.     "diskCount": "4",
5.     "disks":
6.     [
7.         "0/0",
8.         "0/2",
9.         "0/4",
10.        "0/6"
11.    ],
12.    "attributes":
13.    {
14.        "mounted": true,
15.        "status": "optimal"
16.    },
17.    "volumeCount": 63,
18.    "volumes":
19.    [
20.        "vol-7",
21.        "vol-48",
22.        "vol-31",
```

23. "vol-32",
24. "vol-51",
25. "vol-30",
26. "vol-53",
27. "vol-36",
28. "vol-58",
29. "vol-33",
30. "vol-49",
31. "vol-6",
32. "vol-3",
33. "vol-28",
34. "vol-8",
35. "vol-37",
36. "vol-40",
37. "vol-42",
38. "vol-56",
39. "vol-57",
40. "vol-17",
41. "vol-54",
42. "vol-38",
43. "vol-13",
44. "vol-11",

45. "vol-55",
46. "vol-46",
47. "vol-2",
48. "vol-18",
49. "vol-43",
50. "vol-25",
51. "vol-1",
52. "vol-4",
53. "vol-21",
54. "vol-50",
55. "vol-10",
56. "vol-24",
57. "vol-45",
58. "vol-41",
59. "vol-62",
60. "vol-52",
61. "vol-44",
62. "vol-14",
63. "vol-35",
64. "vol-5",
65. "vol-16",
66. "vol-0",

```
67.     "vol-61",
68.     "vol-39",
69.     "vol-26",
70.     "vol-47",
71.     "vol-22",
72.     "vol-34",
73.     "vol-27",
74.     "vol-29",
75.     "vol-59",
76.     "vol-20",
77.     "vol-15",
78.     "vol-60",
79.     "vol-9",
80.     "vol-12",
81.     "vol-23",
82.     "vol-19"
83. ],
84.   "raid": false,
85.   "raidLevel": "none"
86. }
```

Storage available memory size on a given pool

This API provides info about available memory size of a given pool.

```
Curl                                -X                                GET
http://ch20.amd.com/v2.0/storage/pools/0/pool0/freeSize?username=john&password=jssecret
-H 'Content-type: application/x-www-form-urlencoded'
```

OR

```
curl                                -X                                GET
http://ch20.amd.com/v2.0/storage/pools/0/pool0/freeSize?authToken=OpaqueRef:3a15e979-bad4-84d4-45cf-98c856c6ca55'
-H 'Content-type: application/x-www-form-urlencoded'
```

Response

JSON Data.

Failure Response

```
{"result" : "", "error" : {"code" : "HTTP Error Code", "message" : "Failure: ERROR MESSAGE"}}
```

Here is the API and its successful response with the data:

<http://ch10.amd.com/v2.0/storage/pools/0/pool0/freeSize?username=admin&password=seamicro>

1056

Storage total capacity on a given pool

This API provides info about total capacity of a given pool.

```
Curl                                -X                                GET
http://ch20.amd.com/v2.0/storage/pools/0/pool0/totalSize?username=john&password=jssecret
-H 'Content-type: application/x-www-form-urlencoded'
```

OR

```
curl                                -X                                GET
http://ch20.amd.com/v2.0/storage/pools/0/pool0/totalSize?authToken=OpaqueRef:3a15e979-bad4-84d4-45cf-98c856c6ca55'
-H 'Content-type: application/x-www-form-urlencoded'
```


Response

JSON Data.

Failure Response

```
{"result" : "", "error" : {"code" : "HTTP Error Code", "message" : "Failure: ERROR MESSAGE"}}
```

Here is the API and its successful response with the data:

<http://ch10.amd.com/v2.0/storage/pools/0/pool0/totalSize?username=admin&password=seamicro>

1926

Storage volumes available of a given pool

This API provides info about all volumes available on a given pool.

```
Curl -X GET
http://ch20.amd.com/v2.0/storage/pools/0/pool0/volumes?'username=john&password=jsecret' -H 'Content-type: application/x-www-form-urlencoded'
```

OR

```
curl -X GET
http://ch20.amd.com/v2.0/storage/pools/0/pool0/volumes?'authToken=OpaqueRef:3a15e979-bad4-84d4-45cf-98c856c6ca55' -H 'Content-type: application/x-www-form-urlencoded'
```

Response

JSON Data.

Failure Response

```
{"result" : "", "error" : {"code" : "HTTP Error Code", "message" : "Failure: ERROR MESSAGE"}}
```

Here is the API and its successful response with the data:

<http://ch10.amd.com/v2.0/storage/pools/0/pool0/volumes?username=admin&password=seamicro>

1. [
2. "vol-7",
3. "vol-48",
4. "vol-31",
5. "vol-32",
6. "vol-51",
7. "vol-30",
8. "vol-53",
9. "vol-36",
10. "vol-58",
11. "vol-33",
12. "vol-49",
13. "vol-6",
14. "vol-3",
15. "vol-28",
16. "vol-8",
17. "vol-37",
18. "vol-40",
19. "vol-42",
20. "vol-56",
21. "vol-57",
22. "vol-17",

23. "vol-54",
24. "vol-38",
25. "vol-13",
26. "vol-11",
27. "vol-55",
28. "vol-46",
29. "vol-2",
30. "vol-18",
31. "vol-43",
32. "vol-25",
33. "vol-1",
34. "vol-4",
35. "vol-21",
36. "vol-50",
37. "vol-10",
38. "vol-24",
39. "vol-45",
40. "vol-41",
41. "vol-62",
42. "vol-52",
43. "vol-44",
44. "vol-14",

45. "vol-35",
46. "vol-5",
47. "vol-16",
48. "vol-0",
49. "vol-61",
50. "vol-39",
51. "vol-26",
52. "vol-47",
53. "vol-22",
54. "vol-34",
55. "vol-27",
56. "vol-29",
57. "vol-59",
58. "vol-20",
59. "vol-15",
60. "vol-60",
61. "vol-9",
62. "vol-12",
63. "vol-23",
64. "vol-19"
65.]

Storage pool mount info

This API provides info if a given a given pool is mounted or not.

```
Curl -X GET
http://ch20.amd.com/v2.0/storage/pools/0/pool0/attributes/mounted?'username=john&password=jsecret' -H 'Content-type: application/x-www-form-urlencoded'
```

OR

```
curl -X GET
http://ch20.amd.com/v2.0/storage/pools/0/pool0/attributes/mounted?'authToken=OpaqueRef:3a15e979-bad4-84d4-45cf-98c856c6ca55' -H 'Content-type: application/x-www-form-urlencoded'
```

Response

JSON Data.

Failure Response

```
{"result" : "", "error" : {"code" : "HTTP Error Code", "message" : "Failure: ERROR MESSAGE"}}
```

Here is the API and its successful response with the data:

```
http://ch10.amd.com/v2.0/storage/pools/0/pool0/attributes/mounted?username=admin&password=seamicro
```

```
true
```

Info about storage disks those are part of a given pool

This API provides disk names those are part of a pool.

```
Curl -X GET
http://ch20.amd.com/v2.0/storage/pools/0/pool0/disks?'username=john&password=jsecret' -H 'Content-type: application/x-www-form-urlencoded'
```

OR

```
curl -X GET
http://ch20.amd.com/v2.0/storage/pools/0/pools/disks?'authToken=OpaqueRef:3a15e97
```

```
9-bad4-84d4-45cf-98c856c6ca55' -H 'Content-type: application/x-www-form-  
urlencoded'
```

Response

JSON Data.

Failure Response

```
{"result" : "", "error" : {"code" : "HTTP Error Code", "message" : "Failure: ERROR  
MESSAGE"}}
```

Here is the API and its successful response with the data:

[http://ch10.amd.com/v2.0/storage/pools/0/pool0/disks?
username=admin&password=seamicro](http://ch10.amd.com/v2.0/storage/pools/0/pool0/disks?username=admin&password=seamicro)

1. [
2. "0/0",
3. "0/2",
4. "0/4",
5. "0/6"
6.]

Info about disk count of a given pool

This API provides disk count for the disks those are part of a pool.

```
Curl -X GET  
http://ch20.amd.com/v2.0/storage/pools/0/pool0/diskCount?username=john&password  
=jsecret -H 'Content-type: application/x-www-form-urlencoded'
```

OR

```
curl -X GET  
http://ch20.amd.com/v2.0/storage/pools/0/pool0/diskCount?authToken=OpaqueRef:3a1
```

```
5e979-bad4-84d4-45cf-98c856c6ca55' -H 'Content-type: application/x-www-form-urlencoded'
```

Response

JSON Data.

Failure Response

```
{"result" : "", "error" : {"code" : "HTTP Error Code", "message" : "Failure: ERROR MESSAGE"}}
```

Here is the API and its successful response with the data:

<http://ch10.amd.com/v2.0/storage/pools/0/pool0/diskCount?username=admin&password=seamicro>

1. [
2. "4"
3.]

Info about raid card associated with a given pool

This API provides if a raid card is associated with a given pool.

```
Curl -X GET http://ch20.amd.com/v2.0/storage/pools/0/pool0/raid?'username=john&password=jsecret' -H 'Content-type: application/x-www-form-urlencoded'
```

OR

```
curl -X GET http://ch20.amd.com/v2.0/storage/pools/0/pool0/raid?'authToken=OpaqueRef:3a15e979-bad4-84d4-45cf-98c856c6ca55' -H 'Content-type: application/x-www-form-urlencoded'
```

Response

JSON Data.

Failure Response

```
{"result" : "", "error" : {"code" : "HTTP Error Code", "message" : "Failure: ERROR MESSAGE"}}
```

Here is the API and its successful response with the data:

<http://ch10.amd.com/v2.0/storage/pools/0/pool0/raid?username=admin&password=seamicro>

false

Info about raid level associated with a given pool

This API provides raid level associated with a given pool.

```
Curl -X GET http://ch20.amd.com/v2.0/storage/pools/0/pool0/raidLevel?'username=john&password=jsecret' -H 'Content-type: application/x-www-form-urlencoded'
```

OR

```
curl -X GET http://ch20.amd.com/v2.0/storage/pools/0/pool0/raidLevel?'authToken=OpaqueRef:3a15e979-bad4-84d4-45cf-98c856c6ca55' -H 'Content-type: application/x-www-form-urlencoded'
```

Response

JSON Data.

Failure Response

```
{"result" : "", "error" : {"code" : "HTTP Error Code", "message" : "Failure: ERROR MESSAGE"}}
```

Here is the API and its successful response with the data:

<http://ch10.amd.com/v2.0/storage/pools/0/pool0/raidLevel?username=admin&password=seamicro>

"none"

Storage Volumes available on a chassis

This API provides all available storage volumes on a chassis.


```
Curl -X GET
http://ch20.amd.com/v2.0/storage/volumes?username=john&password=jsecret' -H
'Content-type: application/x-www-form-urlencoded'
```

OR

```
curl -X GET
http://ch20.amd.com/v2.0/storage/volumes?authtoken=OpaqueRef:3a15e979-bad4-
84d4-45cf-98c856c6ca55' -H 'Content-type: application/x-www-form-urlencoded'
```

Response

JSON Data.

Failure Response

```
{ "result" : "", "error" : { "code" : "HTTP Error Code", "message" : "Failure: ERROR
MESSAGE" } }
```

Here is the API and its successful response with the data:

<http://ch10.amd.com/v2.0/storage/volumes?username=admin&password=seamicro>

```
{
  "0/pool0/vol-7":
  {
    "provisionSize": 14,
    "actualSize": 14,
    "volumeUUID": "p5jUS7-LYC8-V8Qy-b9jq-8dya-o5ps-07H3j0",
    "attributes":
    {
      "assigned": true,
      "linear": true
    },
    "servers":
    {
      "8/0":
      {
        "vdisk":
        {
          "0":
          {
            "assigned": true,
            "assignedUUID": "",
            "assignedActive": true
          }
        }
      }
    }
  }
}
```

```

    }
  },
  "0/pool0/vol-48":
  {
    "provisionSize": 14,
    "actualSize": 14,
    "volumeUUID": "u2Uhft-dxgQ-Vu0n-Qf70-pPWF-k7BA-p7F8Js",
    "attributes":
    {
      "assigned": true,
      "linear": true
    },
    "servers":
    {
      "49/0":
      {
        "vdisk":
        {
          "0":
          {
            "assigned": true,
            "assignedUUID": "",
            "assignedActive": true
          }
        }
      }
    }
  },
  "0/pool0/vol-31":
  {
    "provisionSize": 14,
    "actualSize": 14,
    "volumeUUID": "7nk0Q0-J92n-fB8e-7BVd-sQLB-X0g9-nmHYqo",
    "attributes":
    {
      "assigned": true,
      "linear": true
    },
    "servers":
    {
      "32/0":
      {
        "vdisk":
        {
          "0":
          {
            "assigned": true,
            "assignedUUID": "",
            "assignedActive": true
          }
        }
      }
    }
  }
}

```

```

}
"0/pool0/vol-32":
{
  "provisionSize": 14,
  "actualSize": 14,
  "volumeUUID": "J93G09-66oc-Roxv-Qnoj-6fj1-oguV-jTnrOP",
  "attributes":
  {
    "assigned": true,
    "linear": true
  },
  "servers":
  {
    "33/0":
    {
      "vdisk":
      {
        "0":
        {
          "assigned": true,
          "assignedUUID": "",
          "assignedActive": true
        }
      }
    }
  }
},
"0/pool0/vol-51":
{
  "provisionSize": 14,
  "actualSize": 14,
  "volumeUUID": "k243dk-7bzc-XXVH-FYtn-rwke-uUnQ-aCHSV0",
  "attributes":
  {
    "assigned": true,
    "linear": true
  },
  "servers":
  {
    "52/0":
    {
      "vdisk":
      {
        "0":
        {
          "assigned": true,
          "assignedUUID": "",
          "assignedActive": true
        }
      }
    }
  }
},
"0/pool0/vol-30":

```



```

[]      "actualSize": 14,
[]      "volumeUUID": "9ayy7M-hTHR-rzMm-m2R4-UQfY-Rkuu-bMncaq",
[]      "attributes":
[]      {
[]          "assigned": true,
[]          "linear": true
[]      },
[]      "servers":
[]      {
[]          "37/0":
[]          {
[]              "vdisk":
[]              {
[]                  "0":
[]                  {
[]                      "assigned": true,
[]                      "assignedUUID": "",
[]                      "assignedActive": true
[]                  }
[]              }
[]          }
[]      }
[]  },
[]  ...

```

Storage Volumes available on a given slot of a chassis

This API provides all available storage volumes on a given slot of the chassis.

```

Curl                                -X                                GET
http://ch20.amd.com/v2.0/storage/volumes/0?username=john&password=jsecret -H
'Content-type: application/x-www-form-urlencoded'

```

OR

```

curl                                -X                                GET
http://ch20.amd.com/v2.0/storage/volumes/0?authToken=OpaqueRef:3a15e979-bad4-
84d4-45cf-98c856c6ca55' -H 'Content-type: application/x-www-form-urlencoded'

```

Response

JSON Data.

Failure Response

```

{"result" : "", "error" : {"code" : "HTTP Error Code", "message" : "Failure: ERROR
MESSAGE"}}

```

Here is the API and its successful response with the data:

<http://ch10.amd.com/v2.0/storage/volumes/0?username=admin&password=seamicro>

```

{
  "0/pool0/vol-7":
  {
    "provisionSize": 14,
    "actualSize": 14,
    "volumeUUID": "p5jUS7-LYC8-V8Qy-b9jq-8dya-o5ps-07H3j0",
    "attributes":
    {
      "assigned": true,
      "linear": true
    },
    "servers":
    {
      "8/0":
      {
        "vdisk":
        {
          "0":
          {
            "assigned": true,
            "assignedUUID": "",
            "assignedActive": true
          }
        }
      }
    }
  },
  "0/pool0/vol-48":
  {
    "provisionSize": 14,
    "actualSize": 14,
    "volumeUUID": "u2Uhft-dxgQ-Vu0n-Qf70-pPWF-k7BA-p7F8Js",
    "attributes":
    {
      "assigned": true,
      "linear": true
    },
    "servers":
    {
      "49/0":
      {
        "vdisk":
        {
          "0":
          {
            "assigned": true,
            "assignedUUID": "",
            "assignedActive": true
          }
        }
      }
    }
  }
}

```

```

}
"0/pool0/vol-31":
{
  "provisionSize": 14,
  "actualSize": 14,
  "volumeUUID": "7nk0Q0-J92n-fB8e-7BVd-sQLB-X0g9-nmHYqo",
  "attributes":
  {
    "assigned": true,
    "linear": true
  },
  "servers":
  {
    "32/0":
    {
      "vdisk":
      {
        "0":
        {
          "assigned": true,
          "assignedUUID": "",
          "assignedActive": true
        }
      }
    }
  }
},
"0/pool0/vol-32":
{
  "provisionSize": 14,
  "actualSize": 14,
  "volumeUUID": "J93G09-66oc-Roxv-Qnoj-6fj1-oguV-jTnrOP",
  "attributes":
  {
    "assigned": true,
    "linear": true
  },
  "servers":
  {
    "33/0":
    {
      "vdisk":
      {
        "0":
        {
          "assigned": true,
          "assignedUUID": "",
          "assignedActive": true
        }
      }
    }
  }
},
"0/pool0/vol-51":

```

```

[]
[]
[] {
[]   "provisionSize": 14,
[]   "actualSize": 14,
[]   "volumeUUID": "k243dk-7bzc-XXVH-FYTn-rwke-uUnQ-aCHSV0",
[]   "attributes":
[]   {
[]     "assigned": true,
[]     "linear": true
[]   },
[]   "servers":
[]   {
[]     "52/0":
[]     {
[]       "vdisk":
[]       {
[]         "0":
[]         {
[]           "assigned": true,
[]           "assignedUUID": "",
[]           "assignedActive": true
[]         }
[]       }
[]     }
[]   }
[] },
[] "0/pool0/vol-30":
[] {
[]   "provisionSize": 14,
[]   "actualSize": 14,
[]   "volumeUUID": "JTM6uG-F9mP-oMdr-H1hx-mlcA-YrUR-C3K1aY",
[]   "attributes":
[]   {
[]     "assigned": true,
[]     "linear": true
[]   },
[]   "servers":
[]   {
[]     "31/0":
[]     {
[]       "vdisk":
[]       {
[]         "0":
[]         {
[]           "assigned": true,
[]           "assignedUUID": "",
[]           "assignedActive": true
[]         }
[]       }
[]     }
[]   }
[] },
[] "0/pool0/vol-53":
[] {
[]   "provisionSize": 14,

```



```

[]      "actualSize": 14,
[]      "volumeUUID": "eSYoCh-gde2-NJP1-8VPi-F5bj-pcgQ-M3LqWy",
[]      "attributes":
[]      {
[]          "assigned": true,
[]          "linear": true
[]      },
[]      "servers":
[]      {
[]          "54/0":
[]          {
[]              "vdisk":
[]              {
[]                  "0":
[]                  {
[]                      "assigned": true,
[]                      "assignedUUID": "",
[]                      "assignedActive": true
[]                  }
[]              }
[]          }
[]      }
[]  },
[]  "0/pool0/vol-36":
[]  {
[]      "provisionSize": 14,
[]      "actualSize": 14,
[]      "volumeUUID": "9ayy7M-hTHR-rzMm-m2R4-UQfY-Rkuu-bMncaq",
[]      "attributes":
[]      {
[]          "assigned": true,
[]          "linear": true
[]      },
[]      "servers":
[]      {
[]          "37/0":
[]          {
[]              "vdisk":
[]              {
[]                  "0":
[]                  {
[]                      "assigned": true,
[]                      "assignedUUID": "",
[]                      "assignedActive": true
[]                  }
[]              }
[]          }
[]      }
[]  },
[]  },
...

```

Storage volume details available on a chassis

This API provides the data about a given storage volume on a chassis.

```
Curl -X GET http://ch20.amd.com/v2.0/storage/volumes/0/pool-0/volume-0?username=john&password=jsecret' -H 'Content-type: application/x-www-form-urlencoded'
```

OR

```
curl -X GET http://ch20.amd.com/v2.0/storage/volumes/0/pool-0/volume-0?authToken=OpaqueRef:3a15e979-bad4-84d4-45cf-98c856c6ca55' -H 'Content-type: application/x-www-form-urlencoded'
```

Response

JSON Data.

Failure Response

```
{"result": "", "error": {"code": "HTTP Error Code", "message": "Failure: ERROR MESSAGE"}}
```

Here is the API and its successful response with the data:

<http://ch10.amd.com/v2.0/storage/volumes/0/pool0/vol-1?username=admin&password=seamicro>

1. {
 2. "provisionSize": 14,
 3. "actualSize": 14,
 4. "volumeUUID": "1LA0qW-7hjm-f7bf-DM28-utp6-okl0-drKbH5",
 5. "attributes":
 6. {
 7. "assigned": true,
 8. "linear": true
 9. },
-

```

10.  "servers":
11.  {
12.      "2/0":
13.      {
14.          "vdisk":
15.          {
16.              "0":
17.              {
18.                  "assigned": true,
19.                  "assignedUUID": "",
20.                  "assignedActive": true
21.              }
22.          }
23.      }
24.  }
25. }

```

Storage volume provision size available on a chassis

This API provides the data about provision size of a given storage volume on a chassis.

```

Curl -X GET http://ch20.amd.com/v2.0/storage/volumes/0/pool-0/volume-0/provisionSize?username=john&password=jsecret -H 'Content-type: application/x-www-form-urlencoded'

```

OR

```
curl -X GET http://ch20.amd.com/v2.0/storage/volumes/0/pool-0/volume-0/provisionSize?'authtoken=OpaqueRef:3a15e979-bad4-84d4-45cf-98c856c6ca55' -H 'Content-type: application/x-www-form-urlencoded'
```

Response

JSON Data.

Failure Response

```
{"result" : "", "error" : {"code" : "HTTP Error Code", "message" : "Failure: ERROR MESSAGE"}}
```

Here is the API and its successful response with the data:

<http://ch10.amd.com/v2.0/storage/volumes/0/pool0/vol-1/provisionSize?username=admin&password=seamicro>

14

Storage volume actual size available on a chassis

This API provides the data about actual size of a given storage volume on a chassis.

```
Curl -X GET http://ch20.amd.com/v2.0/storage/volumes/0/pool-0/volume-0/actualSize?'username=john&password=jsecret' -H 'Content-type: application/x-www-form-urlencoded'
```

OR

```
curl -X GET http://ch20.amd.com/v2.0/storage/volumes/0/pool-0/volume-0/actualSize?'authtoken=OpaqueRef:3a15e979-bad4-84d4-45cf-98c856c6ca55' -H 'Content-type: application/x-www-form-urlencoded'
```

Response

JSON Data.

Failure Response

```
{"result" : "", "error" : {"code" : "HTTP Error Code", "message" : "Failure: ERROR MESSAGE"}}
```

Here is the API and its successful response with the data:

<http://ch10.amd.com/v2.0/storage/volumes/0/pool0/vol-1/actualSize?username=admin&password=seamicro>

14

Storage volume assigned to a server

This API provides the data a given storage volume is assigned to a server.

```
Curl -X GET http://ch20.amd.com/v2.0/storage/volumes/0/pool-0/volume-0/attributes/assigned?username=john&password=jsecret -H 'Content-type: application/x-www-form-urlencoded'
```

OR

```
curl -X GET http://ch20.amd.com/v2.0/storage/volumes/0/pool-0/volume-0/attributes/assigned?authToken=OpaqueRef:3a15e979-bad4-84d4-45cf-98c856c6ca55' -H 'Content-type: application/x-www-form-urlencoded'
```

Response

JSON Data.

Failure Response

```
{"result" : "", "error" : {"code" : "HTTP Error Code", "message" : "Failure: ERROR MESSAGE"}}
```

Here is the API and its successful response with the data:

<http://ch10.amd.com/v2.0/storage/volumes/0/pool0/vol-1/attributes/assigned?username=admin&password=seamicro>

true

Storage volume assigned and active

This API provides the data a given storage volume is assigned and active.

```
Curl -X GET http://ch20.amd.com/v2.0/storage/volumes/0/pool-0/volume-0/servers/2/0/vdisk/0/assignedActive?username=john&password=jsecret -H 'Content-type: application/x-www-form-urlencoded'
```

OR

```
curl -X GET http://ch20.amd.com/v2.0/storage/volumes/0/pool-0/volume-0/servers/2/0/vdisk/0/assignedActive?'authtoken=OpaqueRef:3a15e979-bad4-84d4-45cf-98c856c6ca55' -H 'Content-type: application/x-www-form-urlencoded'
```

Response

JSON Data.

Failure Response

```
{"result" : "", "error" : {"code" : "HTTP Error Code", "message" : "Failure: ERROR MESSAGE"}}
```

Here is the API and its successful response with the data:

<http://ch10.amd.com/v2.0/storage/volumes/0/pool0/vol-1/servers/2/0/vdisk/0/assignedActive?username=admin&password=seamicro>

true

Storage volume assigned server name

This API provides the server name the storage volume is assigned to.

```
Curl -X GET http://ch20.amd.com/v2.0/storage/volumes/0/pool-0/volume-0/servers?'username=john&password=jsecret' -H 'Content-type: application/x-www-form-urlencoded'
```

OR

```
curl -X GET http://ch20.amd.com/v2.0/storage/volumes/0/pool-0/volume-0/servers?'authtoken=OpaqueRef:3a15e979-bad4-84d4-45cf-98c856c6ca55' -H 'Content-type: application/x-www-form-urlencoded'
```

Response

JSON Data.

Failure Response

```
{"result" : "", "error" : {"code" : "HTTP Error Code", "message" : "Failure: ERROR MESSAGE"}}
```

Here is the API and its successful response with the data:

<http://ch10.amd.com/v2.0/storage/volumes/0/pool0/vol-1/servers?username=admin&password=seamicro>

```
1. {
2.     "2/0":
3.     {
4.         "vdisk":
5.         {
6.             "0":
7.             {
8.                 "assigned": true,
9.                 "assignedUUID": "",
10.                "assignedActive": true
11.            }
12.        }
13.    }
14. }
```

Storage volume assigned attributes

This API provides the attributes of storage volume.

```
Curl -X GET http://ch20.amd.com/v2.0/storage/volumes/0/pool-0/volume-0/attributes?username=john&password=jsecret -H 'Content-type: application/x-www-form-urlencoded'
```

OR

```
curl -X GET http://ch20.amd.com/v2.0/storage/volumes/0/pool-0/volume-0/attributes?'authToken=OpaqueRef:3a15e979-bad4-84d4-45cf-98c856c6ca55' -H 'Content-type: application/json'
```

Response

JSON Data.

Failure Response

```
{"result" : "", "error" : {"code" : "HTTP Error Code", "message" : "Failure: ERROR MESSAGE"}}
```

Here is the API and its successful response with the data:

<http://ch10.amd.com/v2.0/storage/volumes/0/pool0/vol-1/attributes?username=admin&password=seamicro>

1. {
2. "assigned": true,
3. "linear": true
4. }

Interfaces info

This API provides the info about the interfaces available.

```
Curl -X GET http://ch20.amd.com/v2.0/interfaces?'username=john&password=jsecret' -H 'Content-type: application/x-www-form-urlencoded'
```

OR

```
curl -X GET http://ch20.amd.com/v2.0/interfaces?'authToken=OpaqueRef:3a15e979-bad4-84d4-45cf-98c856c6ca55' -H 'Content-type: application/x-www-form-urlencoded'
```

Response

JSON Data.

Failure Response

```
{"result" : "", "error" : {"code" : "HTTP Error Code", "message" : "Failure: ERROR MESSAGE"}}
```

Here is the API and its successful response with the data:

<http://ch10.amd.com/v2.0/interfaces?username=admin&password=seamicro>

```
1. {
2.   "1/0":
3.   {
4.     "type": "ethernet-csmacd",
5.     "shutdown": false,
6.     "lineProtocol": false,
7.     "speed": "1G",
8.     "macAddress": "00:21:53:12:23:08",
9.     "mtu": "9216",
10.    "adminStatus": "Up",
11.    "lastChange": "0",
12.    "description": "",
13.    "linkUpDownTrapEnable": true,
14.    "highSpeed": "0",
15.    "promiscuousMode": true,
16.    "connectorPresent": false,
17.    "alias": "",
18.    "counterDiscontinuityTime": "",
19.    "vlans":
```

```
20.     {
21.         "untaggedVlan": "",
22.         "taggedVlans": "",
23.         "untaggedTrafficDrop": false
24.     },
25.     "receive":
26.     {
27.         "packets": 0,
28.         "bytes": 0,
29.         "broadcast": 0,
30.         "multicast": 0
31.     },
32.     "transmit":
33.     {
34.         "packets": 0,
35.         "bytes": 0,
36.         "broadcast": 0,
37.         "multicast": 0
38.     }
39. },
40. "1/1":
41. {
```

```
42.     "type": "ethernet-csmacd",
43.     "shutdown": false,
44.     "lineProtocol": true,
45.     "speed": "1G",
46.     "macAddress": "00:21:53:12:23:09",
47.     "mtu": "9216",
48.     "adminStatus": "Up",
49.     "lastChange": "0",
50.     "description": "",
51.     "linkUpDownTrapEnable": true,
52.     "highSpeed": "0",
53.     "promiscuousMode": true,
54.     "connectorPresent": false,
55.     "alias": "",
56.     "counterDiscontinuityTime": "",
57.     "vlans":
58.     {
59.         "taggedVlans":
60.         [
61.             "21-24"
62.         ],
63.         "untaggedVlan": "",
```

```
64.         "untaggedTrafficDrop": true
65.     },
66.     "receive":
67.     {
68.         "packets": 0,
69.         "bytes": 0,
70.         "broadcast": 0,
71.         "multicast": 0
72.     },
73.     "transmit":
74.     {
75.         "packets": 0,
76.         "bytes": 0,
77.         "broadcast": 0,
78.         "multicast": 0
79.     }
80. },
81. "1/2":
82. {
83.     "type": "ethernet-csmacd",
84.     "shutdown": false,
85.     "lineProtocol": false,
```

```
86.     "speed": "1G",
87.     "macAddress": "00:21:53:12:23:0a",
88.     "mtu": "9216",
89.     "adminStatus": "Up",
90.     "lastChange": "0",
91.     "description": "",
92.     "linkUpDownTrapEnable": true,
93.     "highSpeed": "0",
94.     "promiscuousMode": true,
95.     "connectorPresent": false,
96.     "alias": "",
97.     "counterDiscontinuityTime": "",
98.     "vlans":
99.     {
100.         "untaggedVlan":
101.         [
102.             "25"
103.         ],
104.         "taggedVlans": "",
105.         "untaggedTrafficDrop": false
106.     },
107.     "receive":
```

```
108.     {
109.         "packets": 0,
110.         "bytes": 0,
111.         "broadcast": 0,
112.         "multicast": 0
113.     },
114.     "transmit":
115.     {
116.         "packets": 0,
117.         "bytes": 0,
118.         "broadcast": 0,
119.         "multicast": 0
120.     }
121. },
122. "1/3":
123. {
124.     "type": "ethernet-csmacd",
125.     "shutdown": false,
126.     "lineProtocol": false,
127.     "speed": "1G",
128.     "macAddress": "00:21:53:12:23:0b",
129.     "mtu": "9216",
```

```
130.     "adminStatus": "Up",
131.     "lastChange": "0",
132.     "description": "",
133.     "linkUpDownTrapEnable": true,
134.     "highSpeed": "0",
135.     "promiscuousMode": true,
136.     "connectorPresent": false,
137.     "alias": "",
138.     "counterDiscontinuityTime": "",
139.     "vlans":
140.     {
141.         "untaggedVlan": "",
142.         "taggedVlans": "",
143.         "untaggedTrafficDrop": true
144.     },
145.     "receive":
146.     {
147.         "packets": 0,
148.         "bytes": 0,
149.         "broadcast": 0,
150.         "multicast": 0
151.     },
```

```
152.     "transmit":
153.     {
154.         "packets": 0,
155.         "bytes": 0,
156.         "broadcast": 0,
157.         "multicast": 0
158.     }
159. },
160. "1/4":
161. {
162.     "type": "ethernet-csmacd",
163.     "shutdown": false,
164.     "lineProtocol": false,
165.     "speed": "1G",
166.     "macAddress": "00:21:53:12:23:0c",
167.     "mtu": "9216",
168.     "adminStatus": "Up",
169.     "lastChange": "0",
170.     "description": "",
171.     "linkUpDownTrapEnable": true,
172.     "highSpeed": "0",
173.     "promiscuousMode": true,
```

```
174.     "connectorPresent": false,
175.     "alias": "",
176.     "counterDiscontinuityTime": "",
177.     "vlans":
178.     {
179.         "untaggedVlan": "",
180.         "taggedVlans": "",
181.         "untaggedTrafficDrop": false
182.     },
183.     "receive":
184.     {
185.         "packets": 0,
186.         "bytes": 0,
187.         "broadcast": 0,
188.         "multicast": 0
189.     },
190.     "transmit":
191.     {
192.         "packets": 0,
193.         "bytes": 0,
194.         "broadcast": 0,
195.         "multicast": 0
```

```
196.     }
197. },
198. "1/5":
199. {
200.     "type": "ethernet-csmacd",
201.     "shutdown": false,
202.     "lineProtocol": true,
203.     "speed": "1G",
204.     "macAddress": "00:21:53:12:23:0d",
205.     "mtu": "9216",
206.     "adminStatus": "Up",
207.     "lastChange": "0",
208.     "description": "",
209.     "linkUpDownTrapEnable": true,
210.     "highSpeed": "0",
211.     "promiscuousMode": true,
212.     "connectorPresent": false,
213.     "alias": "",
214.     "counterDiscontinuityTime": "",
215.     "vlans":
216.     {
217.         "untaggedVlan": "",
```

```
218.         "taggedVlans": "",
219.         "untaggedTrafficDrop": false
220.     },
221.     "receive":
222.     {
223.         "packets": 0,
224.         "bytes": 0,
225.         "broadcast": 0,
226.         "multicast": 0
227.     },
228.     "transmit":
229.     {
230.         "packets": 0,
231.         "bytes": 0,
232.         "broadcast": 0,
233.         "multicast": 0
234.     }
235. },
236. "1/6":
237. {
238.     "type": "ethernet-csmacd",
239.     "shutdown": false,
```

```
240.         "lineProtocol": false,
241.         "speed": "1G",
242.         "macAddress": "00:21:53:12:23:0e",
243.         "mtu": "9216",
244.         "adminStatus": "Up",
245.         "lastChange": "0",
246.         "description": "",
247.         "linkUpDownTrapEnable": true,
248.         "highSpeed": "0",
249.         "promiscuousMode": true,
250.         "connectorPresent": false,
251.         "alias": "",
252.         "counterDiscontinuityTime": "",
253.         "vlans":
254.         {
255.             "untaggedVlan": "",
256.             "taggedVlans": "",
257.             "untaggedTrafficDrop": false
258.         },
259.         "receive":
260.         {
261.             "packets": 0,
```

```
262.         "bytes": 0,
263.         "broadcast": 0,
264.         "multicast": 0
265.     },
266.     "transmit":
267.     {
268.         "packets": 0,
269.         "bytes": 0,
270.         "broadcast": 0,
271.         "multicast": 0
272.     }
273. },
274. "1/7":
275. {
276.     "type": "ethernet-csmacd",
277.     "shutdown": false,
278.     "lineProtocol": true,
279.     "speed": "1G",
280.     "macAddress": "00:21:53:12:23:0f",
281.     "mtu": "9216",
282.     "adminStatus": "Up",
283.     "lastChange": "0",
```

```
284.     "description": "",
285.     "linkUpDownTrapEnable": true,
286.     "highSpeed": "0",
287.     "promiscuousMode": true,
288.     "connectorPresent": false,
289.     "alias": "",
290.     "counterDiscontinuityTime": "",
291.     "vlans":
292.     {
293.         "untaggedVlan": "",
294.         "taggedVlans": "",
295.         "untaggedTrafficDrop": false
296.     },
297.     "receive":
298.     {
299.         "packets": 0,
300.         "bytes": 0,
301.         "broadcast": 0,
302.         "multicast": 0
303.     },
304.     "transmit":
305.     {
```

```
306.         "packets": 0,
307.         "bytes": 0,
308.         "broadcast": 0,
309.         "multicast": 0
310.     }
311. },
312. "4/0":
313. {
314.     "type": "ethernet-csmacd",
315.     "shutdown": false,
316.     "lineProtocol": false,
317.     "speed": "10G",
318.     "macAddress": "00:21:53:12:23:20",
319.     "mtu": "9216",
320.     "adminStatus": "Up",
321.     "lastChange": "0",
322.     "description": "",
323.     "linkUpDownTrapEnable": true,
324.     "highSpeed": "0",
325.     "promiscuousMode": true,
326.     "connectorPresent": false,
327.     "alias": "",
```

```
328.     "counterDiscontinuityTime": "",
329.     "vlans":
330.     {
331.         "untaggedVlan": "",
332.         "taggedVlans": "",
333.         "untaggedTrafficDrop": false
334.     },
335.     "receive":
336.     {
337.         "packets": 0,
338.         "bytes": 0,
339.         "broadcast": 0,
340.         "multicast": 0
341.     },
342.     "transmit":
343.     {
344.         "packets": 0,
345.         "bytes": 0,
346.         "broadcast": 0,
347.         "multicast": 0
348.     }
349. },
```



```
350.     "4/1":
351.     {
352.         "type": "ethernet-csmacd",
353.         "shutdown": false,
354.         "lineProtocol": true,
355.         "speed": "10G",
356.         "macAddress": "00:21:53:12:23:21",
357.         "mtu": "9216",
358.         "adminStatus": "Up",
359.         "lastChange": "0",
360.         "description": "",
361.         "linkUpDownTrapEnable": true,
362.         "highSpeed": "0",
363.         "promiscuousMode": true,
364.         "connectorPresent": false,
365.         "alias": "",
366.         "counterDiscontinuityTime": "",
367.         "vlans":
368.         {
369.             "untaggedVlan": "",
370.             "taggedVlans": "",
371.             "untaggedTrafficDrop": false
```

```
372.     },
373.     "receive":
374.     {
375.         "packets": 0,
376.         "bytes": 0,
377.         "broadcast": 0,
378.         "multicast": 0
379.     },
380.     "transmit":
381.     {
382.         "packets": 0,
383.         "bytes": 0,
384.         "broadcast": 0,
385.         "multicast": 0
386.     }
387. },
388. "5/0":
389. {
390.     "type": "ethernet-csmacd",
391.     "shutdown": false,
392.     "lineProtocol": false,
393.     "speed": "10G",
```

```
394.     "macAddress": "00:21:53:12:23:28",
395.     "mtu": "9216",
396.     "adminStatus": "Up",
397.     "lastChange": "0",
398.     "description": "",
399.     "linkUpDownTrapEnable": true,
400.     "highSpeed": "0",
401.     "promiscuousMode": true,
402.     "connectorPresent": false,
403.     "alias": "",
404.     "counterDiscontinuityTime": "",
405.     "vlans":
406.     {
407.         "untaggedVlan": "",
408.         "taggedVlans": "",
409.         "untaggedTrafficDrop": false
410.     },
411.     "receive":
412.     {
413.         "packets": 0,
414.         "bytes": 0,
415.         "broadcast": 0,
```

```
416.         "multicast": 0
417.     },
418.     "transmit":
419.     {
420.         "packets": 0,
421.         "bytes": 0,
422.         "broadcast": 0,
423.         "multicast": 0
424.     }
425. },
426. "5/1":
427. {
428.     "type": "ethernet-csmacd",
429.     "shutdown": false,
430.     "lineProtocol": true,
431.     "speed": "10G",
432.     "macAddress": "00:21:53:12:23:29",
433.     "mtu": "9216",
434.     "adminStatus": "Up",
435.     "lastChange": "0",
436.     "description": "",
437.     "linkUpDownTrapEnable": true,
```

```
438.     "highSpeed": "0",
439.     "promiscuousMode": true,
440.     "connectorPresent": false,
441.     "alias": "",
442.     "counterDiscontinuityTime": "",
443.     "vlans":
444.     {
445.         "untaggedVlan": "",
446.         "taggedVlans": "",
447.         "untaggedTrafficDrop": false
448.     },
449.     "receive":
450.     {
451.         "packets": 0,
452.         "bytes": 0,
453.         "broadcast": 0,
454.         "multicast": 0
455.     },
456.     "transmit":
457.     {
458.         "packets": 0,
459.         "bytes": 0,
```

```

460.         "broadcast": 0,
461.         "multicast": 0
462.     }
463. }
464. }

```

Interfaces slot 1 info

This API provides the info about the interface 1.

```

Curl -X GET http://ch20.amd.com/v2.0/interfaces/1?username=john&password=jsecret -H 'Content-type: application/x-www-form-urlencoded'

```

OR

```

curl -X GET http://ch20.amd.com/v2.0/interfaces/1?authToken=OpaqueRef:3a15e979-bad4-84d4-45cf-98c856c6ca55' -H 'Content-type: application/x-www-form-urlencoded'

```

Response

JSON Data.

Failure Response

```

{"result" : "", "error" : {"code" : "HTTP Error Code", "message" : "Failure: ERROR MESSAGE"}}

```

Here is the API and its successful response with the data:

<http://ch10.amd.com/v2.0/interfaces/1?username=admin&password=seamicro>

```

1. {
2.     "1/0":
3.     {
4.         "type": "ethernet-csmacd",

```

```
5.     "shutdown": false,
6.     "lineProtocol": false,
7.     "speed": "1G",
8.     "macAddress": "00:21:53:12:23:08",
9.     "mtu": "9216",
10.    "adminStatus": "Up",
11.    "lastChange": "0",
12.    "description": "",
13.    "linkUpDownTrapEnable": true,
14.    "highSpeed": "0",
15.    "promiscuousMode": true,
16.    "connectorPresent": false,
17.    "alias": "",
18.    "counterDiscontinuityTime": "",
19.    "vlans":
20.    {
21.        "untaggedVlan": "",
22.        "taggedVlans": "",
23.        "untaggedTrafficDrop": false
24.    },
25.    "receive":
26.    {
```

```
27.         "packets": 0,
28.         "bytes": 0,
29.         "broadcast": 0,
30.         "multicast": 0
31.     },
32.     "transmit":
33.     {
34.         "packets": 0,
35.         "bytes": 0,
36.         "broadcast": 0,
37.         "multicast": 0
38.     }
39. },
40. "1/1":
41. {
42.     "type": "ethernet-csmacd",
43.     "shutdown": false,
44.     "lineProtocol": true,
45.     "speed": "1G",
46.     "macAddress": "00:21:53:12:23:09",
47.     "mtu": "9216",
48.     "adminStatus": "Up",
```

```
49.     "lastChange": "0",
50.     "description": "",
51.     "linkUpDownTrapEnable": true,
52.     "highSpeed": "0",
53.     "promiscuousMode": true,
54.     "connectorPresent": false,
55.     "alias": "",
56.     "counterDiscontinuityTime": "",
57.     "vlans":
58.     {
59.         "taggedVlans":
60.         [
61.             "21-24"
62.         ],
63.         "untaggedVlan": "",
64.         "untaggedTrafficDrop": true
65.     },
66.     "receive":
67.     {
68.         "packets": 0,
69.         "bytes": 0,
70.         "broadcast": 0,
```

```
71.         "multicast": 0
72.     },
73.     "transmit":
74.     {
75.         "packets": 0,
76.         "bytes": 0,
77.         "broadcast": 0,
78.         "multicast": 0
79.     }
80. },
81. "1/2":
82. {
83.     "type": "ethernet-csmacd",
84.     "shutdown": false,
85.     "lineProtocol": false,
86.     "speed": "1G",
87.     "macAddress": "00:21:53:12:23:0a",
88.     "mtu": "9216",
89.     "adminStatus": "Up",
90.     "lastChange": "0",
91.     "description": "",
92.     "linkUpDownTrapEnable": true,
```

```
93.     "highSpeed": "0",
94.     "promiscuousMode": true,
95.     "connectorPresent": false,
96.     "alias": "",
97.     "counterDiscontinuityTime": "",
98.     "vlans":
99.     {
100.         "untaggedVlan":
101.         [
102.             "25"
103.         ],
104.         "taggedVlans": "",
105.         "untaggedTrafficDrop": false
106.     },
107.     "receive":
108.     {
109.         "packets": 0,
110.         "bytes": 0,
111.         "broadcast": 0,
112.         "multicast": 0
113.     },
114.     "transmit":
```

```
115.     {
116.         "packets": 0,
117.         "bytes": 0,
118.         "broadcast": 0,
119.         "multicast": 0
120.     }
121. },
122. "1/3":
123. {
124.     "type": "ethernet-csmacd",
125.     "shutdown": false,
126.     "lineProtocol": false,
127.     "speed": "1G",
128.     "macAddress": "00:21:53:12:23:0b",
129.     "mtu": "9216",
130.     "adminStatus": "Up",
131.     "lastChange": "0",
132.     "description": "",
133.     "linkUpDownTrapEnable": true,
134.     "highSpeed": "0",
135.     "promiscuousMode": true,
136.     "connectorPresent": false,
```

```
137.     "alias": "",
138.     "counterDiscontinuityTime": "",
139.     "vlans":
140.     {
141.         "untaggedVlan": "",
142.         "taggedVlans": "",
143.         "untaggedTrafficDrop": true
144.     },
145.     "receive":
146.     {
147.         "packets": 0,
148.         "bytes": 0,
149.         "broadcast": 0,
150.         "multicast": 0
151.     },
152.     "transmit":
153.     {
154.         "packets": 0,
155.         "bytes": 0,
156.         "broadcast": 0,
157.         "multicast": 0
158.     }
```

```
159.     },
160.     "1/4":
161.     {
162.         "type": "ethernet-csmacd",
163.         "shutdown": false,
164.         "lineProtocol": false,
165.         "speed": "1G",
166.         "macAddress": "00:21:53:12:23:0c",
167.         "mtu": "9216",
168.         "adminStatus": "Up",
169.         "lastChange": "0",
170.         "description": "",
171.         "linkUpDownTrapEnable": true,
172.         "highSpeed": "0",
173.         "promiscuousMode": true,
174.         "connectorPresent": false,
175.         "alias": "",
176.         "counterDiscontinuityTime": "",
177.         "vlans":
178.         {
179.             "untaggedVlan": "",
180.             "taggedVlans": "",
```

```
181.         "untaggedTrafficDrop": false
182.     },
183.     "receive":
184.     {
185.         "packets": 0,
186.         "bytes": 0,
187.         "broadcast": 0,
188.         "multicast": 0
189.     },
190.     "transmit":
191.     {
192.         "packets": 0,
193.         "bytes": 0,
194.         "broadcast": 0,
195.         "multicast": 0
196.     }
197. },
198. "1/5":
199. {
200.     "type": "ethernet-csmacd",
201.     "shutdown": false,
202.     "lineProtocol": true,
```

```
203.     "speed": "1G",
204.     "macAddress": "00:21:53:12:23:0d",
205.     "mtu": "9216",
206.     "adminStatus": "Up",
207.     "lastChange": "0",
208.     "description": "",
209.     "linkUpDownTrapEnable": true,
210.     "highSpeed": "0",
211.     "promiscuousMode": true,
212.     "connectorPresent": false,
213.     "alias": "",
214.     "counterDiscontinuityTime": "",
215.     "vlans":
216.     {
217.         "untaggedVlan": "",
218.         "taggedVlans": "",
219.         "untaggedTrafficDrop": false
220.     },
221.     "receive":
222.     {
223.         "packets": 0,
224.         "bytes": 0,
```



```
225.         "broadcast": 0,
226.         "multicast": 0
227.     },
228.     "transmit":
229.     {
230.         "packets": 0,
231.         "bytes": 0,
232.         "broadcast": 0,
233.         "multicast": 0
234.     }
235. },
236. "1/6":
237. {
238.     "type": "ethernet-csmacd",
239.     "shutdown": false,
240.     "lineProtocol": false,
241.     "speed": "1G",
242.     "macAddress": "00:21:53:12:23:0e",
243.     "mtu": "9216",
244.     "adminStatus": "Up",
245.     "lastChange": "0",
246.     "description": "",
```

```
247.     "linkUpDownTrapEnable": true,
248.     "highSpeed": "0",
249.     "promiscuousMode": true,
250.     "connectorPresent": false,
251.     "alias": "",
252.     "counterDiscontinuityTime": "",
253.     "vlans":
254.     {
255.         "untaggedVlan": "",
256.         "taggedVlans": "",
257.         "untaggedTrafficDrop": false
258.     },
259.     "receive":
260.     {
261.         "packets": 0,
262.         "bytes": 0,
263.         "broadcast": 0,
264.         "multicast": 0
265.     },
266.     "transmit":
267.     {
268.         "packets": 0,
```

```
269.         "bytes": 0,
270.         "broadcast": 0,
271.         "multicast": 0
272.     }
273. },
274. "1/7":
275. {
276.     "type": "ethernet-csmacd",
277.     "shutdown": false,
278.     "lineProtocol": true,
279.     "speed": "1G",
280.     "macAddress": "00:21:53:12:23:0f",
281.     "mtu": "9216",
282.     "adminStatus": "Up",
283.     "lastChange": "0",
284.     "description": "",
285.     "linkUpDownTrapEnable": true,
286.     "highSpeed": "0",
287.     "promiscuousMode": true,
288.     "connectorPresent": false,
289.     "alias": "",
290.     "counterDiscontinuityTime": "",
```

```
291.     "vlans":
292.     {
293.         "untaggedVlan": "",
294.         "taggedVlans": "",
295.         "untaggedTrafficDrop": false
296.     },
297.     "receive":
298.     {
299.         "packets": 0,
300.         "bytes": 0,
301.         "broadcast": 0,
302.         "multicast": 0
303.     },
304.     "transmit":
305.     {
306.         "packets": 0,
307.         "bytes": 0,
308.         "broadcast": 0,
309.         "multicast": 0
310.     }
311. }
312. }
```

Interface 1/0 info

This API provides the info about the interface 1/0.

```
Curl -X GET http://ch20.amd.com/v2.0/interfaces/1/0?'username=john&password=jsecret' -H 'Content-type: application/x-www-form-urlencoded'
```

OR

```
curl -X GET http://ch20.amd.com/v2.0/interfaces/1/0?'authToken=OpaqueRef:3a15e979-bad4-84d4-45cf-98c856c6ca55' -H 'Content-type: application/x-www-form-urlencoded'
```

Response

JSON Data.

Failure Response

```
{"result" : "", "error" : {"code" : "HTTP Error Code", "message" : "Failure: ERROR MESSAGE"}}
```

Here is the API and its successful response with the data:

<http://ch10.amd.com/v2.0/interfaces/1/0?username=admin&password=seamicro>

1. {
 2. "type": "ethernet-csmacd",
 3. "shutdown": false,
 4. "lineProtocol": false,
 5. "speed": "1G",
 6. "macAddress": "00:21:53:12:23:08",
 7. "mtu": "9216",
 8. "adminStatus": "Up",
 9. "lastChange": "0",
-

```
10.  "description": "",
11.  "linkUpDownTrapEnable": true,
12.  "highSpeed": "0",
13.  "promiscuousMode": true,
14.  "connectorPresent": false,
15.  "alias": "",
16.  "counterDiscontinuityTime": "",
17.  "vlans":
18.  {
19.      "untaggedVlan": "",
20.      "taggedVlans": "",
21.      "untaggedTrafficDrop": false
22.  },
23.  "receive":
24.  {
25.      "packets": 0,
26.      "bytes": 0,
27.      "broadcast": 0,
28.      "multicast": 0
29.  },
30.  "transmit":
31.  {
```

```

32.     "packets": 0,
33.     "bytes": 0,
34.     "broadcast": 0,
35.     "multicast": 0
36. }
37. }

```

Interface info of range 1/0 through 7/7

This API provides the info about the interface 1/0 through 7/7.

```

Curl      -X      GET      http://ch20.amd.com/v2.0/interfaces/1/0-7/7?username=john&password=jsecret' -H 'Content-type: application/x-www-form-urlencoded'

```

OR

```

curl      -X      GET      http://ch20.amd.com/v2.0/interfaces/1/0-7/7?authToken=OpaqueRef:3a15e979-bad4-84d4-45cf-98c856c6ca55' -H 'Content-type: application/x-www-form-urlencoded'

```

Response

JSON Data.

Failure Response

```

{"result" : "", "error" : {"code" : "HTTP Error Code", "message" : "Failure: ERROR MESSAGE"}}

```

Here is the API and its successful response with the data:

<http://ch10.amd.com/v2.0/interfaces/1/0-7/7?username=admin&password=seamicro>

```

1. {
2.   "1/0":

```

```
3. {
4.   "type": "ethernet-csmacd",
5.   "shutdown": true,
6.   "lineProtocol": false,
7.   "speed": "10G",
8.   "ipAddress": "",
9.   "macAddress": "00:21:53:12:31:08",
10.  "mtu": "9216",
11.  "adminStatus": "Down",
12.  "lastChange": "0",
13.  "description": "",
14.  "linkUpDownTrapEnable": true,
15.  "highSpeed": "0",
16.  "promiscuousMode": true,
17.  "connectorPresent": false,
18.  "alias": "",
19.  "gratuitousArp": false,
20.  "counterDiscontinuityTime": "",
21.  "vlans":
22.    {
23.      "taggedVlans":
24.        [
```



```
25.     "1"
26.   ],
27.   "untaggedVlan": "",
28.   "untaggedTrafficDrop": false
29. },
30. "receive":
31. {
32.   "packets": 0,
33.   "bytes": 0,
34.   "broadcast": 0,
35.   "multicast": 0
36. },
37. "transmit":
38. {
39.   "packets": 0,
40.   "bytes": 0,
41.   "broadcast": 0,
42.   "multicast": 0
43. }
44. },
45. "1/1":
46. {
```

```
47. "type": "ethernet-csmacd",
48. "shutdown": true,
49. "lineProtocol": false,
50. "speed": "10G",
51. "ipAddress": "",
52. "macAddress": "00:21:53:12:31:09",
53. "mtu": "9216",
54. "adminStatus": "Down",
55. "lastChange": "0",
56. "description": "",
57. "linkUpDownTrapEnable": true,
58. "highSpeed": "0",
59. "promiscuousMode": true,
60. "connectorPresent": false,
61. "alias": "",
62. "gratuitousArp": false,
63. "counterDiscontinuityTime": "",
64. "vlans":
65. {
66. "untaggedVlan": "",
67. "taggedVlans": "",
68. "untaggedTrafficDrop": false
```

```
69.     },
70.     "receive":
71.     {
72.         "packets": 0,
73.         "bytes": 0,
74.         "broadcast": 0,
75.         "multicast": 0
76.     },
77.     "transmit":
78.     {
79.         "packets": 0,
80.         "bytes": 0,
81.         "broadcast": 0,
82.         "multicast": 0
83.     }
84. },
85.     "2/0":
86.     {
87.         "type": "ethernet-csmacd",
88.         "shutdown": true,
89.         "lineProtocol": false,
90.         "speed": "10G",
```

```
91.     "ipAddress": "",
92.     "macAddress": "00:21:53:12:31:10",
93.     "mtu": "9216",
94.     "adminStatus": "Down",
95.     "lastChange": "0",
96.     "description": "",
97.     "linkUpDownTrapEnable": true,
98.     "highSpeed": "0",
99.     "promiscuousMode": true,
100.    "connectorPresent": false,
101.    "alias": "",
102.    "gratuitousArp": false,
103.    "counterDiscontinuityTime": "",
104.    "vlans":
105.    {
106.        "untaggedVlan": "",
107.        "taggedVlans": "",
108.        "untaggedTrafficDrop": false
109.    },
110.    "receive":
111.    {
112.        "packets": 0,
```

```
113.     "bytes": 0,
114.     "broadcast": 0,
115.     "multicast": 0
116.   },
117.   "transmit":
118.   {
119.     "packets": 0,
120.     "bytes": 0,
121.     "broadcast": 0,
122.     "multicast": 0
123.   }
124. },
125. "2/1":
126. {
127.   "type": "ethernet-csmacd",
128.   "shutdown": true,
129.   "lineProtocol": false,
130.   "speed": "10G",
131.   "ipAddress": "",
132.   "macAddress": "00:21:53:12:31:11",
133.   "mtu": "9216",
134.   "adminStatus": "Down",
```

```
135.     "lastChange": "0",
136.     "description": "",
137.     "linkUpDownTrapEnable": true,
138.     "highSpeed": "0",
139.     "promiscuousMode": true,
140.     "connectorPresent": false,
141.     "alias": "",
142.     "gratuitousArp": false,
143.     "counterDiscontinuityTime": "",
144.     "vlans":
145.     {
146.         "untaggedVlan": "",
147.         "taggedVlans": "",
148.         "untaggedTrafficDrop": false
149.     },
150.     "receive":
151.     {
152.         "packets": 0,
153.         "bytes": 0,
154.         "broadcast": 0,
155.         "multicast": 0
156.     },
```

```
157.     "transmit":
158.     {
159.         "packets": 0,
160.         "bytes": 0,
161.         "broadcast": 0,
162.         "multicast": 0
163.     }
164. },
165.     "7/0":
166.     {
167.         "type": "ethernet-csmacd",
168.         "shutdown": true,
169.         "lineProtocol": false,
170.         "speed": "10G",
171.         "ipAddress": "",
172.         "macAddress": "00:21:53:12:31:38",
173.         "mtu": "9216",
174.         "adminStatus": "Down",
175.         "lastChange": "0",
176.         "description": "",
177.         "linkUpDownTrapEnable": true,
178.         "highSpeed": "0",
```

```
179.     "promiscuousMode": true,
180.     "connectorPresent": false,
181.     "alias": "",
182.     "gratuitousArp": false,
183.     "counterDiscontinuityTime": "",
184.     "vlans":
185.     {
186.         "untaggedVlan": "",
187.         "taggedVlans": "",
188.         "untaggedTrafficDrop": false
189.     },
190.     "receive":
191.     {
192.         "packets": 0,
193.         "bytes": 0,
194.         "broadcast": 0,
195.         "multicast": 0
196.     },
197.     "transmit":
198.     {
199.         "packets": 0,
200.         "bytes": 0,
```



```
201.     "broadcast": 0,
202.     "multicast": 0
203.   }
204. },
205.   "7/1":
206.   {
207.     "type": "ethernet-csmacd",
208.     "shutdown": true,
209.     "lineProtocol": false,
210.     "speed": "10G",
211.     "ipAddress": "",
212.     "macAddress": "00:21:53:12:31:39",
213.     "mtu": "9216",
214.     "adminStatus": "Down",
215.     "lastChange": "0",
216.     "description": "",
217.     "linkUpDownTrapEnable": true,
218.     "highSpeed": "0",
219.     "promiscuousMode": true,
220.     "connectorPresent": false,
221.     "alias": "",
222.     "gratuitousArp": false,
```

```
223.     "counterDiscontinuityTime": "",
224.     "vlans":
225.     {
226.         "untaggedVlan": "",
227.         "taggedVlans": "",
228.         "untaggedTrafficDrop": false
229.     },
230.     "receive":
231.     {
232.         "packets": 0,
233.         "bytes": 0,
234.         "broadcast": 0,
235.         "multicast": 0
236.     },
237.     "transmit":
238.     {
239.         "packets": 0,
240.         "bytes": 0,
241.         "broadcast": 0,
242.         "multicast": 0
243.     }
244. }
```

245. }

All storage assignments info

This API provides the info about all storage assignments.

```
Curl -X GET
http://ch20.amd.com/v2.0/storage/assigns?username=john&password=jsecret -H
'Content-type: application/x-www-form-urlencoded'
```

OR

```
curl -X GET
http://ch20.amd.com/v2.0/storage/assigns?authToken=OpaqueRef:3a15e979-bad4-
84d4-45cf-98c856c6ca55' -H 'Content-type: application/x-www-form-urlencoded'
```

Response

JSON Data.

Failure Response

```
{"result" : "", "error" : {"code" : "HTTP Error Code", "message" : "Failure: ERROR
MESSAGE"}}
```

Here is the API and its successful response with the data:

<http://ch10.amd.com/v2.0/storage/assigns?username=admin&password=seamicro>

```
{
  "0/0":
  {
    "0":
    {
      "assigned": true,
      "assignVolumeName": "0/pool0/vol-0",
      "assignDiskName": "-",
      "assignedActive": true,
      "assignedUUID": ""
    },
    "1":
    {
      "assigned": true,
      "assignVolumeName": "-",
      "assignDiskName": "7/7",
      "assignedActive": true,
```

```

    "assignedUUID": ""
  }
},
"1/0":
{
  "0":
  {
    "assigned": true,
    "assignVolumeName": "0/pool0/vol-0",
    "assignDiskName": "-",
    "assignedActive": true,
    "assignedUUID": ""
  }
},
"17/0":
{
  "1":
  {
    "assigned": true,
    "assignVolumeName": "0/pool0/vol-16",
    "assignDiskName": "-",
    "assignedActive": true,
    "assignedUUID": ""
  },
  "3":
  {
    "assigned": true,
    "assignVolumeName": "0/pool0/vol-19",
    "assignDiskName": "-",
    "assignedActive": true,
    "assignedUUID": ""
  }
},
"16/0":
{
  "0":
  {
    "assigned": true,
    "assignVolumeName": "0/pool0/vol-15",
    "assignDiskName": "-",
    "assignedActive": true,
    "assignedUUID": ""
  }
},
"32/0":
{
  "0":
  {
    "assigned": true,
    "assignVolumeName": "0/pool0/vol-31",
    "assignDiskName": "-",
    "assignedActive": true,
    "assignedUUID": ""
  }
}

```

```

}
"33/0":
{
  "0":
  {
    "assigned": true,
    "assignVolumeName": "0/pool0/vol-32",
    "assignDiskName": "-",
    "assignedActive": true,
    "assignedUUID": ""
  }
},
"49/0":
{
  "0":
  {
    "assigned": true,
    "assignVolumeName": "0/pool0/vol-48",
    "assignDiskName": "-",
    "assignedActive": true,
    "assignedUUID": ""
  }
},
"48/0":
{
  "0":
  {
    "assigned": true,
    "assignVolumeName": "0/pool0/vol-47",
    "assignDiskName": "-",
    "assignedActive": true,
    "assignedUUID": ""
  }
},
"2/0":
{
  "0":
  {
    "assigned": true,
    "assignVolumeName": "0/pool0/vol-1",
    "assignDiskName": "-",
    "assignedActive": true,
    "assignedUUID": ""
  }
},
"3/0":
{
  "0":
  {
    "assigned": true,
    "assignVolumeName": "0/pool0/vol-2",
    "assignDiskName": "-",
    "assignedActive": true,
    "assignedUUID": ""
  }
}

```

```

}
},
"19/0":
{
  "0":
  {
    "assigned": true,
    "assignVolumeName": "0/pool0/vol-18",
    "assignDiskName": "-",
    "assignedActive": true,
    "assignedUUID": ""
  }
},
"18/0":
{
  "0":
  {
    "assigned": true,
    "assignVolumeName": "0/pool0/vol-17",
    "assignDiskName": "-",
    "assignedActive": true,
    "assignedUUID": ""
  }
},
"34/0":
{
  "0":
  {
    "assigned": true,
    "assignVolumeName": "0/pool0/vol-33",
    "assignDiskName": "-",
    "assignedActive": true,
    "assignedUUID": ""
  }
},
"35/0":
{
  "0":
  {
    "assigned": true,
    "assignVolumeName": "0/pool0/vol-34",
    "assignDiskName": "-",
    "assignedActive": true,
    "assignedUUID": ""
  }
},
"51/0":
{
  "0":
  {
    "assigned": true,
    "assignVolumeName": "0/pool0/vol-50",
    "assignDiskName": "-",
    "assignedActive": true,

```

```

    "assignedUUID": ""
  },
  "50/0":
  {
    "0":
    {
      "assigned": true,
      "assignVolumeName": "0/pool0/vol-49",
      "assignDiskName": "-",
      "assignedActive": true,
      "assignedUUID": ""
    }
  },
  "6/0":
  {
    "0":
    {
      "assigned": true,
      "assignVolumeName": "0/pool0/vol-5",
      "assignDiskName": "-",
      "assignedActive": true,
      "assignedUUID": ""
    }
  },
  },
  ...

```

Info about storage assignments for a given range of servers

This API provides the info about a given range of server's storage assignments.

```

Curl -X GET http://ch20.amd.com/v2.0/storage/assigns/0/0-21/0?username=john&password=jsecret -H 'Content-type: application/x-www-form-urlencoded'

```

OR

```

curl -X GET http://ch20.amd.com/v2.0/storage/assigns/0/0-21/0?authToken=OpaqueRef:3a15e979-bad4-84d4-45cf-98c856c6ca55 -H 'Content-type: application/x-www-form-urlencoded'

```

Response

JSON Data.

Failure Response

```

{"result" : "", "error" : {"code" : "HTTP Error Code", "message" : "Failure: ERROR MESSAGE"}}

```

Here is the API and its successful response with the data:

<http://ch10.amd.com/v2.0/storage/assigns/0/0-21/0?username=admin&password=seamicro>

```
1. {
2.   "0/0":
3.     {
4.       "0":
5.         {
6.           "assigned": true,
7.           "assignVolumeName": "-",
8.           "assignDiskName": "0/1",
9.           "assignedActive": false,
10.          "assignedUUID": ""
11.        },
12.       "1":
13.         {
14.           "assigned": true,
15.           "assignVolumeName": "-",
16.           "assignDiskName": "0/3",
17.           "assignedActive": false,
18.           "assignedUUID": ""
19.        },
20.       "5":
```

```
21. {
22.     "assigned": true,
23.     "assignVolumeName": "-",
24.     "assignDiskName": "1/0",
25.     "assignedActive": false,
26.     "assignedUUID": ""
27. }
28. },
29. "1/0":
30. {
31.     "0":
32.     {
33.         "assigned": true,
34.         "assignVolumeName": "-",
35.         "assignDiskName": "0/5",
36.         "assignedActive": false,
37.         "assignedUUID": ""
38.     },
39.     "1":
40.     {
41.         "assigned": true,
42.         "assignVolumeName": "-",
```

```
43.     "assignDiskName": "0/7",
44.     "assignedActive": false,
45.     "assignedUUID": ""
46.   },
47.   "3":
48.   {
49.     "assigned": true,
50.     "assignVolumeName": "2/p2-0/v0",
51.     "assignDiskName": "-",
52.     "assignedActive": true,
53.     "assignedUUID": ""
54.   }
55. },
56. "2/0":
57. {
58.   "0":
59.   {
60.     "assigned": true,
61.     "assignVolumeName": "1/p1-0/v0",
62.     "assignDiskName": "-",
63.     "assignedActive": true,
64.     "assignedUUID": ""
```

```

65.     }
66.   },
67.   "3/0":
68.   {
69.     "0":
70.     {
71.       "assigned": true,
72.       "assignVolumeName": "1/p1-0/v1",
73.       "assignDiskName": "-",
74.       "assignedActive": true,
75.       "assignedUUID": ""
76.     }
77.   }
78. }

```

Storage assignments info on items

This API provides the all server assignments on a given item for example vdisk 1.

```

Curl -X GET
http://ch20.amd.com/v2.0/storage/assigns/0/0/1?'username=john&password=jsecret' -H
'Content-type: application/x-www-form-urlencoded'

```

OR

```

curl -X GET
http://ch20.amd.com/v2.0/storage/assigns/0/0/1?'authtoken=OpaqueRef:3a15e979-
bad4-84d4-45cf-98c856c6ca55' -H 'Content-type: application/x-www-form-urlencoded'

```

Response

JSON Data.

Failure Response

```
{"result" : "", "error" : {"code" : "HTTP Error Code", "message" : "Failure: ERROR MESSAGE"}}
```

Here is the API and its successful response with the data:

<http://ch10.amd.com/v2.0/storage/assigns/0/0/1?username=admin&password=seamicro>

```
1. {  
2.     "assigned": true,  
3.     "assignVolumeName": "-",  
4.     "assignDiskName": "7/7",  
5.     "assignedActive": true,  
6.     "assignedUUID": ""  
7. }
```

Storage assignments info for a given range of server items

This API provides the all server assignments on a given item, for example vdisk 0.

```
Curl      -X      GET      http://ch20.amd.com/v2.0/storage/assigns/0/0-  
1/2/0?'username=john&password=jsecret' -H 'Content-type: application/x-www-form-  
urlencoded'
```

OR

```
curl      -X      GET      http://ch20.amd.com/v2.0/storage/assigns/0/0-  
1/2/0?'authToken=OpaqueRef:3a15e979-bad4-84d4-45cf-98c856c6ca55' -H 'Content-  
type: application/x-www-form-urlencoded'
```

Response

JSON Data.

Failure Response

```
{"result" : "", "error" : {"code" : "HTTP Error Code", "message" : "Failure: ERROR MESSAGE"}}
```

Here is the API and its successful response with the data:

<http://ch10.amd.com/v2.0/storage/assigns/0/0-1/2/0?username=admin&password=seamicro>

1. {
 2. "0/0":
 3. {
 4. "assigned": true,
 5. "assignVolumeName": "-",
 6. "assignDiskName": "0/1",
 7. "assignedActive": false,
 8. "assignedUUID": ""
 9. },
 10. "1/0":
 11. {
 12. "assigned": true,
 13. "assignVolumeName": "-",
 14. "assignDiskName": "0/5",
 15. "assignedActive": false,
 16. "assignedUUID": ""
-

17. }

18. }

All storage assignments info on items such as a disk name

This API provides the all server assignments on a given item for example vdisk 1 and disk assignment.

```
Curl -X GET
http://ch20.amd.com/v2.0/storage/assigns/0/0/1/assignDiskName?'username=john&password=jsecret' -H 'Content-type: application/x-www-form-urlencoded'
```

OR

```
curl -X GET
http://ch20.amd.com/v2.0/storage/assigns/0/0/1/assignDiskName?'authToken=OpaqueRef:3a15e979-bad4-84d4-45cf-98c856c6ca55' -H 'Content-type: application/x-www-form-urlencoded'
```

Response

JSON Data.

Failure Response

```
{"result" : "", "error" : {"code" : "HTTP Error Code", "message" : "Failure: ERROR MESSAGE"}}
```

Here is the API and its successful response with the data:

<http://ch10.amd.com/v2.0/storage/assigns/0/0/1/assignDiskName?username=admin&password=seamicro>

"7/7"

Storage assignments info for disk names for a given range of servers on a given vdisk number

This API provides the server assignments for disk names on a given vdisk number.

```
Curl -X GET http://ch20.amd.com/v2.0/storage/assigns/0/0-12/7/1/assignDiskName?'username=john&password=jsecret' -H 'Content-type: application/x-www-form-urlencoded'
```

OR

```
curl -X GET http://ch20.amd.com/v2.0/storage/assigns/0/0-12/7/1/assignDiskName?'authToken=OpaqueRef:3a15e979-bad4-84d4-45cf-98c856c6ca55' -H 'Content-type: application/x-www-form-urlencoded'
```

Response

JSON Data.

Failure Response

```
{"result" : "", "error" : {"code" : "HTTP Error Code", "message" : "Failure: ERROR MESSAGE"}}
```

Here is the API and its successful response with the data:

<http://ch10.amd.com/v2.0/storage/assigns/0/0-12/7/1/assignDiskName?username=admin&password=seamicro>

1. {
2. "0/0": "0/3",
3. "1/0": "0/7"
4. }

All storage assignments info on items such as a disk name

This API provides the all server assignments on a given item for example vdisk 1 and disk assignment.

```
Curl -X GET http://ch20.amd.com/v2.0/storage/assigns/0/0/1/assignDiskName?'username=john&password=jsecret' -H 'Content-type: application/x-www-form-urlencoded'
```

OR

```
curl -X GET
http://ch20.amd.com/v2.0/storage/assigns/0/0/1/assignDiskName?'authtoken=OpaqueRef:3a15e979-bad4-84d4-45cf-98c856c6ca55' -H 'Content-type: application/x-www-form-urlencoded'
```

Response

JSON Data.

Failure Response

```
{"result" : "", "error" : {"code" : "HTTP Error Code", "message" : "Failure: ERROR MESSAGE"}}
```

Here is the API and its successful response with the data:

<http://ch10.amd.com/v2.0/storage/assigns/0/0/1/assignDiskName?username=admin&password=seamicro>

"7/7"

Obtain inband interface configuration info

This API provides the inband interface configuration info.

```
Curl -X GET
http://ch20.amd.com/v2.0/interface/inband?'username=john&password=jsecret' -H
'Content-type: application/x-www-form-urlencoded'
```

OR

```
curl -X GET
http://ch20.amd.com/v2.0/interface/inband?'authtoken=OpaqueRef:3a15e979-bad4-84d4-45cf-98c856c6ca55' -H 'Content-type: application/x-www-form-urlencoded'
```

Response

JSON Data.

Failure Response

```
{"result" : "", "error" : {"code" : "HTTP Error Code", "message" : "Failure: ERROR MESSAGE"}}
```


Here is the API and its successful response with the data:

<http://ch10.amd.com/v2.0/interface/inband?username=admin&password=seamicro>

```
1. {
2.   "type": "ethernet-csmacd",
3.   "ipAddress": "74.90.11.250/22",
4.   "ipDefaultGateway": "74.90.11.251",
5.   "mgmtVlan": "0",
6.   "http": false,
7.   "https": false,
8.   "ipmi": false,
9.   "ntp": false,
10.  "radius": false,
11.  "snmp": false,
12.  "ssh": true,
13.  "tacacs": false,
14.  "termserv": false
15. }
```

Obtain inband interface configuration type info

This API provides the inband interface configuration type info.

```
Curl -X GET
http://ch20.amd.com/v2.0/interface/inband/type?username=john&password=jsecret' -H
'Content-type: application/x-www-form-urlencoded'
```

OR

```
curl -X GET
http://ch20.amd.com/v2.0/interface/inband/type?authtoken=OpaqueRef:3a15e979-
bad4-84d4-45cf-98c856c6ca55' -H 'Content-type: application/x-www-form-urlencoded'
```

Response

JSON Data.

Failure Response

```
{"result" : "", "error" : {"code" : "HTTP Error Code", "message" : "Failure: ERROR
MESSAGE"}}
```

Here is the API and its successful response with the data:

<http://ch10.amd.com/v2.0/interface/inband/type?username=admin&password=seamicro>

"ethernet-csmacd"

Obtain inband interface configuration ip address info

This API provides the inband interface configuration ip address info.

```
Curl -X GET
http://ch20.amd.com/v2.0/interface/inband/ipAddress?username=john&password=jsecr
et' -H 'Content-type: application/x-www-form-urlencoded'
```

OR

```
curl -X GET
http://ch20.amd.com/v2.0/interface/inband/ipAddress?authtoken=OpaqueRef:3a15e979
-bad4-84d4-45cf-98c856c6ca55' -H 'Content-type: application/x-www-form-urlencoded'
```

Response

JSON Data.

Failure Response

```
{"result" : "", "error" : {"code" : "HTTP Error Code", "message" : "Failure: ERROR
MESSAGE"}}
```

Here is the API and its successful response with the data:

<http://ch10.amd.com/v2.0/interface/inband/ipAddress?username=admin&password=seamicro>

"74.90.11.250\22"

Obtain inband interface configuration default gateway ip address info

This API provides the inband interface configuration default gateway ip address info.

```
Curl -X GET
http://ch20.amd.com/v2.0/interface/inband/ipDefaultGateway?username=john&password=jsecret -H 'Content-type: application/x-www-form-urlencoded'
```

OR

```
curl -X GET
http://ch20.amd.com/v2.0/interface/inband/ipDefaultGateway?authToken=OpaqueRef:3a15e979-bad4-84d4-45cf-98c856c6ca55 -H 'Content-type: application/x-www-form-urlencoded'
```

Response

JSON Data.

Failure Response

```
{"result" : "", "error" : {"code" : "HTTP Error Code", "message" : "Failure: ERROR MESSAGE"}}
```

Here is the API and its successful response with the data:

<http://ch10.amd.com/v2.0/interface/inband/ipDefaultGateway?username=admin&password=seamicro>

"74.90.11.251"

Obtain inband interface configuration management vlan info

This API provides the inband interface configuration management vlan info.

```
Curl -X GET
http://ch20.amd.com/v2.0/interface/inband/mgmtVlan?'username=john&password=jsecret' -H 'Content-type: application/x-www-form-urlencoded'
```

OR

```
curl -X GET
http://ch20.amd.com/v2.0/interface/inband/mgmtVlan?'authToken=OpaqueRef:3a15e979-bad4-84d4-45cf-98c856c6ca55' -H 'Content-type: application/x-www-form-urlencoded'
```

Response

JSON Data.

Failure Response

```
{"result" : "", "error" : {"code" : "HTTP Error Code", "message" : "Failure: ERROR MESSAGE"}}
```

Here is the API and its successful response with the data:

<http://ch10.amd.com/v2.0/interface/inband/mgmtVlan?username=admin&password=seamicro>

"0"

Obtain inband interface configuration http info

This API provides the inband interface configuration http info.

```
Curl -X GET
http://ch20.amd.com/v2.0/interface/inband/http?'username=john&password=jsecret' -H 'Content-type: application/x-www-form-urlencoded'
```

OR

```
curl -X GET
http://ch20.amd.com/v2.0/interface/inband/http?'authToken=OpaqueRef:3a15e979-bad4-84d4-45cf-98c856c6ca55' -H 'Content-type: application/x-www-form-urlencoded'
```

Response

JSON Data.

Failure Response

```
{"result" : "", "error" : {"code" : "HTTP Error Code", "message" : "Failure: ERROR MESSAGE"}}
```

Here is the API and its successful response with the data:

<http://ch10.amd.com/v2.0/interface/inband/http?username=admin&password=seamicro>

false

Obtain inband interface configuration https info

This API provides the inband interface configuration https info.

```
Curl -X GET
http://ch20.amd.com/v2.0/interface/inband/https?'username=john&password=jsecret' -H
'Content-type: application/x-www-form-urlencoded'
```

OR

```
curl -X GET
http://ch20.amd.com/v2.0/interface/inband/https?'authToken=OpaqueRef:3a15e979-
bad4-84d4-45cf-98c856c6ca55' -H 'Content-type: application/x-www-form-urlencoded'
```

Response

JSON Data.

Failure Response

```
{"result" : "", "error" : {"code" : "HTTP Error Code", "message" : "Failure: ERROR MESSAGE"}}
```

Here is the API and its successful response with the data:

<http://ch10.amd.com/v2.0/interface/inband/https?username=admin&password=seamicro>

false

Obtain inband interface configuration ipmi info

This API provides the inband interface configuration ipmi info.

```
Curl -X GET
http://ch20.amd.com/v2.0/interface/inband/ipmi?username=john&password=jsecret' -H
'Content-type: application/x-www-form-urlencoded'
```

OR

```
curl -X GET
http://ch20.amd.com/v2.0/interface/inband/ipmi?authToken=OpaqueRef:3a15e979-
bad4-84d4-45cf-98c856c6ca55' -H 'Content-type: application/x-www-form-urlencoded'
```

Response

JSON Data.

Failure Response

```
{"result" : "", "error" : {"code" : "HTTP Error Code", "message" : "Failure: ERROR
MESSAGE"}}
```

Here is the API and its successful response with the data:

```
http://ch10.amd.com/v2.0/interface/inband/ipmi?username=admin&password=seamicro
```

```
false
```

Obtain inband interface configuration ntp info

This API provides the inband interface configuration ntp info.

```
Curl -X GET
http://ch20.amd.com/v2.0/interface/inband/ntp?username=john&password=jsecret' -H
'Content-type: application/x-www-form-urlencoded'
```

OR

```
curl -X GET
http://ch20.amd.com/v2.0/interface/inband/ntp?'authtoken=OpaqueRef:3a15e979-bad4-84d4-45cf-98c856c6ca55' -H 'Content-type: application/x-www-form-urlencoded'
```

Response

JSON Data.

Failure Response

```
{"result" : "", "error" : {"code" : "HTTP Error Code", "message" : "Failure: ERROR MESSAGE"}}
```

Here is the API and its successful response with the data:

<http://ch10.amd.com/v2.0/interface/inband/ntp?username=admin&password=seamicro>

false

Obtain inband interface configuration radius info

This API provides the inband interface configuration radius info.

```
Curl -X GET
http://ch20.amd.com/v2.0/interface/inband/radius?'username=john&password=jsecret' -H 'Content-type: application/x-www-form-urlencoded'
```

OR

```
curl -X GET
http://ch20.amd.com/v2.0/interface/inband/radius?'authtoken=OpaqueRef:3a15e979-bad4-84d4-45cf-98c856c6ca55' -H 'Content-type: application/x-www-form-urlencoded'
```

Response

JSON Data.

Failure Response

```
{"result" : "", "error" : {"code" : "HTTP Error Code", "message" : "Failure: ERROR MESSAGE"}}
```

Here is the API and its successful response with the data:

<http://ch10.amd.com/v2.0/interface/inband/radius?username=admin&password=seamicro>

false

Obtain inband interface configuration snmp info

This API provides the inband interface configuration snmp info.

```
Curl -X GET
http://ch20.amd.com/v2.0/interface/inband/snmp?username=john&password=jsecret' -H 'Content-type: application/x-www-form-urlencoded'
```

OR

```
curl -X GET
http://ch20.amd.com/v2.0/interface/inband/snmp?authToken=OpaqueRef:3a15e979-bad4-84d4-45cf-98c856c6ca55' -H 'Content-type: application/x-www-form-urlencoded'
```

Response

JSON Data.

Failure Response

```
{"result" : "", "error" : {"code" : "HTTP Error Code", "message" : "Failure: ERROR MESSAGE"}}
```

Here is the API and its successful response with the data:

<http://ch10.amd.com/v2.0/interface/inband/snmp?username=admin&password=seamicro>

false

Obtain inband interface configuration ssh info

This API provides the inband interface configuration ssh info.


```
Curl -X GET
http://ch20.amd.com/v2.0/interface/inband/ssh?'username=john&password=jsecret' -H
'Content-type: application/x-www-form-urlencoded'
```

OR

```
curl -X GET
http://ch20.amd.com/v2.0/interface/inband/ssh?'authToken=OpaqueRef:3a15e979-bad4-
84d4-45cf-98c856c6ca55' -H 'Content-type: application/x-www-form-urlencoded'
```

Response

JSON Data.

Failure Response

```
{"result" : "", "error" : {"code" : "HTTP Error Code", "message" : "Failure: ERROR
MESSAGE"}}
```

Here is the API and its successful response with the data:

<http://ch10.amd.com/v2.0/interface/inband/ssh?username=admin&password=seamicro>

false

Obtain inband interface configuration tacacs info

This API provides the inband interface configuration tacacs info.

```
Curl -X GET
http://ch20.amd.com/v2.0/interface/inband/tacacs?'username=john&password=jsecret' -
H 'Content-type: application/x-www-form-urlencoded'
```

OR

```
curl -X GET
http://ch20.amd.com/v2.0/interface/inband/tacacs?'authToken=OpaqueRef:3a15e979-
bad4-84d4-45cf-98c856c6ca55' -H 'Content-type: application/x-www-form-urlencoded'
```

Response

JSON Data.

Failure Response

```
{"result" : "", "error" : {"code" : "HTTP Error Code", "message" : "Failure: ERROR MESSAGE"}}
```

Here is the API and its successful response with the data:

<http://ch10.amd.com/v2.0/interface/inband/tacacs?username=admin&password=seamicro>

false

Obtain inband interface configuration term serv info

This API provides the inband interface configuration term serv info.

```
Curl -X GET http://ch20.amd.com/v2.0/interface/inband/termserv?username=john&password=jsecret -H 'Content-type: application/x-www-form-urlencoded'
```

OR

```
curl -X GET http://ch20.amd.com/v2.0/interface/inband/termserv?authtoken=OpaqueRef:3a15e979-bad4-84d4-45cf-98c856c6ca55' -H 'Content-type: application/x-www-form-urlencoded'
```

Response

JSON Data.

Failure Response

```
{"result" : "", "error" : {"code" : "HTTP Error Code", "message" : "Failure: ERROR MESSAGE"}}
```

Here is the API and its successful response with the data:

<http://ch10.amd.com/v2.0/interface/inband/termserv?username=admin&password=seamicro>

false

Obtain management Ethernet interface configuration info

This API provides the mgmteth interface configuration info.

```
Curl -X GET
http://ch20.amd.com/v2.0/interface/mgmteth?'username=john&password=jsecret' -H
'Content-type: application/x-www-form-urlencoded'
```

OR

```
curl -X GET
http://ch20.amd.com/v2.0/interface/mgmteth?'authToken=OpaqueRef:3a15e979-bad4-
84d4-45cf-98c856c6ca55' -H 'Content-type: application/x-www-form-urlencoded'
```

Response

JSON Data.

Failure Response

```
{"result" : "", "error" : {"code" : "HTTP Error Code", "message" : "Failure: ERROR
MESSAGE"}}
```

Here is the API and its successful response with the data:

<http://ch10.amd.com/v2.0/interface/mgmteth?username=admin&password=seamicro>

1. {
 2. "type": "ethernet-csmacd",
 3. "ipAddress": "10.216.144.8/24",
 4. "shutdown": false,
 5. "lineProtocol": true,
 6. "speed": "1G",
 7. "macAddress": "00:21:53:92:31:00",
 8. "mtu": 1500,
 9. "adminStatus": "Up",
-

10. "ipDhcp": true,
11. "ipDefaultGateway": "10.216.144.254",
12. "dhcpLeaseTime": 7776000,
13. "dhcpServerIp": "139.95.33.235",
14. "domainList": "amd.com",
15. "domainName": "amd.com",
16. "nameServers": "139.95.250.235",
17. "transmissionMode": "full-duplex",
18. "mediaType": "1000baseT",
19. "http": true,
20. "https": true,
21. "telnet": false,
22. "termserv": true
23. }

Obtain management Ethernet interface configuration type info

This API provides the mgmteth interface configuration type info.

```
Curl -X GET
http://ch20.amd.com/v2.0/interface/mgmteth/type?'username=john&password=jsecret' -
H 'Content-type: application/x-www-form-urlencoded'
```

OR

```
curl -X GET
http://ch20.amd.com/v2.0/interface/mgmteth/type?'authToken=OpaqueRef:3a15e979-
bad4-84d4-45cf-98c856c6ca55' -H 'Content-type: application/x-www-form-urlencoded'
```

Response

JSON Data.

Failure Response

```
{"result" : "", "error" : {"code" : "HTTP Error Code", "message" : "Failure: ERROR MESSAGE"}}
```

Here is the API and its successful response with the data:

<http://ch10.amd.com/v2.0/interface/mgmteth/type?username=admin&password=seamicro>

```
"ethernet-csmacd"
```

Obtain management Ethernet interface configuration ip address info

This API provides the mgmteth interface configuration ip address info.

```
Curl -X GET http://ch20.amd.com/v2.0/interface/mgmteth/ipAddress?'username=john&password=secret' -H 'Content-type: application/x-www-form-urlencoded'
```

OR

```
curl -X GET http://ch20.amd.com/v2.0/interface/mgmteth/ipAddress?'authToken=OpaqueRef:3a15e979-bad4-84d4-45cf-98c856c6ca55' -H 'Content-type: application/x-www-form-urlencoded'
```

Response

JSON Data.

Failure Response

```
{"result" : "", "error" : {"code" : "HTTP Error Code", "message" : "Failure: ERROR MESSAGE"}}
```

Here is the API and its successful response with the data:

<http://ch10.amd.com/v2.0/interface/mgmteth/ipAddress?username=admin&password=seamicro>

```
"10.216.144.8/24"
```

Obtain management Ethernet interface configuration shutdown info

This API provides the mgmteth interface configuration shutdown info.

```
Curl -X GET
http://ch20.amd.com/v2.0/interface/mgmteth/shutdown?username=john&password=jsecrec' -H 'Content-type: application/x-www-form-urlencoded'
```

OR

```
curl -X GET
http://ch20.amd.com/v2.0/interface/mgmteth/shutdown?authToken=OpaqueRef:3a15e979-bad4-84d4-45cf-98c856c6ca55' -H 'Content-type: application/x-www-form-urlencoded'
```

Response

JSON Data.

Failure Response

```
{"result" : "", "error" : {"code" : "HTTP Error Code", "message" : "Failure: ERROR MESSAGE"}}
```

Here is the API and its successful response with the data:

```
http://ch10.amd.com/v2.0/interface/mgmteth/shutdown?username=admin&password=seamicro
```

```
false
```

Obtain management Ethernet interface configuration line protocol info

This API provides the mgmteth interface configuration line protocol info.

```
Curl -X GET
http://ch20.amd.com/v2.0/interface/mgmteth/lineProtocol?username=john&password=jsecrec' -H 'Content-type: application/x-www-form-urlencoded'
```

OR

```
curl -X GET http://ch20.amd.com/v2.0/interface/mgmteth/lineProtocol?'authToken=OpaqueRef:3a15e979-bad4-84d4-45cf-98c856c6ca55' -H 'Content-type: application/x-www-form-urlencoded'
```

Response

JSON Data.

Failure Response

```
{"result" : "", "error" : {"code" : "HTTP Error Code", "message" : "Failure: ERROR MESSAGE"}}
```

Here is the API and its successful response with the data:

<http://ch10.amd.com/v2.0/interface/mgmteth/lineProtocol?username=admin&password=seamicro>

true

Obtain management Ethernet interface configuration speed info

This API provides the mgmteth interface configuration speed info.

```
Curl -X GET http://ch20.amd.com/v2.0/interface/mgmteth/speed?'username=john&password=jsecret' -H 'Content-type: application/x-www-form-urlencoded'
```

OR

```
curl -X GET http://ch20.amd.com/v2.0/interface/mgmteth/speed?'authToken=OpaqueRef:3a15e979-bad4-84d4-45cf-98c856c6ca55' -H 'Content-type: application/x-www-form-urlencoded'
```

Response

JSON Data.

Failure Response

```
{"result" : "", "error" : {"code" : "HTTP Error Code", "message" : "Failure: ERROR MESSAGE"}}
```

Here is the API and its successful response with the data:

<http://ch10.amd.com/v2.0/interface/mgmteth/speed?username=admin&password=seamicro>

"1G"

Obtain management Ethernet interface configuration mac address info

This API provides the mgmteth interface configuration mac address info.

```
Curl -X GET http://ch20.amd.com/v2.0/interface/mgmteth/macAddress?'username=john&password=jsecret' -H 'Content-type: application/x-www-form-urlencoded'
```

OR

```
curl -X GET http://ch20.amd.com/v2.0/interface/mgmteth/macAddress?'authToken=OpaqueRef:3a15e979-bad4-84d4-45cf-98c856c6ca55' -H 'Content-type: application/x-www-form-urlencoded'
```

Response

JSON Data.

Failure Response

```
{"result" : "", "error" : {"code" : "HTTP Error Code", "message" : "Failure: ERROR MESSAGE"}}
```

Here is the API and its successful response with the data:

<http://ch10.amd.com/v2.0/interface/mgmteth/macAddress?username=admin&password=seamicro>

"00:21:53:92:31:00"

Obtain management Ethernet interface configuration MTU info

This API provides the mgmteth interface configuration MTU info.

```
Curl -X GET
http://ch20.amd.com/v2.0/interface/mgmteth/mtu?'username=john&password=jsecret' -
H 'Content-type: application/x-www-form-urlencoded'
```

OR

```
curl -X GET
http://ch20.amd.com/v2.0/interface/mgmteth/mtu?'authToken=OpaqueRef:3a15e979-
bad4-84d4-45cf-98c856c6ca55' -H 'Content-type: application/x-www-form-urlencoded'
```

Response

JSON Data.

Failure Response

```
{"result" : "", "error" : {"code" : "HTTP Error Code", "message" : "Failure: ERROR
MESSAGE"}}
```

Here is the API and its successful response with the data:

<http://ch10.amd.com/v2.0/interface/mgmteth/mtu?username=admin&password=seamicro>

1500

Obtain management Ethernet interface configuration admin status info

This API provides the mgmteth interface configuration admin status info.

```
Curl -X GET
http://ch20.amd.com/v2.0/interface/mgmteth/adminStatus?'username=john&password=j
secret' -H 'Content-type: application/x-www-form-urlencoded'
```

OR

```
curl -X GET
http://ch20.amd.com/v2.0/interface/mgmteth/adminStatus?'authToken=OpaqueRef:3a15
e979-bad4-84d4-45cf-98c856c6ca55' -H 'Content-type: application/x-www-form-
urlencoded'
```

Response

JSON Data.

Failure Response

```
{"result" : "", "error" : {"code" : "HTTP Error Code", "message" : "Failure: ERROR
MESSAGE"}}
```

Here is the API and its successful response with the data:

<http://ch10.amd.com/v2.0/interface/mgmteth/adminStatus?username=admin&password=seamicro>

"Up"

Obtain management Ethernet interface configuration DHCP enable/disable info

This API provides the mgmteth interface configuration DHCP enable/disable info.

```
Curl -X GET
http://ch20.amd.com/v2.0/interface/mgmteth/ipDhcp?'username=john&password=jsecre
t' -H 'Content-type: application/x-www-form-urlencoded'
```

OR

```
curl -X GET
http://ch20.amd.com/v2.0/interface/mgmteth/ipDhcp?'authToken=OpaqueRef:3a15e979-
bad4-84d4-45cf-98c856c6ca55' -H 'Content-type: application/x-www-form-urlencoded'
```

Response

JSON Data.

Failure Response

```
{"result" : "", "error" : {"code" : "HTTP Error Code", "message" : "Failure: ERROR MESSAGE"}}
```

Here is the API and its successful response with the data:

<http://ch10.amd.com/v2.0/interface/mgmteth/ipDhcp?username=admin&password=seamicro>

true

Obtain management Ethernet interface configuration ip default gateway info

This API provides the mgmteth interface configuration ip default gateway info.

```
Curl -X GET http://ch20.amd.com/v2.0/interface/mgmteth/ipDefaultGateway?'username=john&password=jsecret' -H 'Content-type: application/x-www-form-urlencoded'
```

OR

```
curl -X GET http://ch20.amd.com/v2.0/interface/mgmteth/ipDefaultGateway?'authToken=OpaqueRef:3a15e979-bad4-84d4-45cf-98c856c6ca55' -H 'Content-type: application/x-www-form-urlencoded'
```

Response

JSON Data.

Failure Response

```
{"result" : "", "error" : {"code" : "HTTP Error Code", "message" : "Failure: ERROR MESSAGE"}}
```

Here is the API and its successful response with the data:

<http://ch10.amd.com/v2.0/interface/mgmteth/ipDefaultGateway?username=admin&password=seamicro>

"10.216.144.254"

Obtain management Ethernet interface configuration DHCP Lease Time info

This API provides the mgmteth interface configuration DHCP lease time info.

```
Curl -X GET
http://ch20.amd.com/v2.0/interface/mgmteth/leaseTime?'username=john&password=jse
cret' -H 'Content-type: application/x-www-form-urlencoded'
```

OR

```
curl -X GET
http://ch20.amd.com/v2.0/interface/mgmteth/leaseTime?'authToken=OpaqueRef:3a15e9
79-bad4-84d4-45cf-98c856c6ca55' -H 'Content-type: application/x-www-form-
urlencoded'
```

Response

JSON Data.

Failure Response

```
{"result" : "", "error" : {"code" : "HTTP Error Code", "message" : "Failure: ERROR
MESSAGE"}}
```

Here is the API and its successful response with the data:

```
http://ch10.amd.com/v2.0/interface/mgmteth/leaseTime?
username=admin&password=seamicro
```

```
7776000
```

Obtain management Ethernet interface configuration DHCP server ip info

This API provides the mgmteth interface configuration DHCP server ip info.

```
Curl -X GET
http://ch20.amd.com/v2.0/interface/mgmteth/dhcpServerIp?'username=john&password=js
ecret' -H 'Content-type: application/x-www-form-urlencoded'
```

OR

```
curl -X GET
http://ch20.amd.com/v2.0/interface/mgmteth/dhcpServerIp?'authToken=OpaqueRef:3a1
5e979-bad4-84d4-45cf-98c856c6ca55' -H 'Content-type: application/x-www-form-
urlencoded'
```

Response

JSON Data.

Failure Response

```
{"result" : "", "error" : {"code" : "HTTP Error Code", "message" : "Failure: ERROR
MESSAGE"}}
```

Here is the API and its successful response with the data:

[http://ch10.amd.com/v2.0/interface/mgmteth/dhcpServerIp?
username=admin&password=seamicro](http://ch10.amd.com/v2.0/interface/mgmteth/dhcpServerIp?username=admin&password=seamicro)

```
"139.95.35.235"
```

Obtain management Ethernet interface configuration domain list info

This API provides the mgmteth interface configuration domain list info.

```
Curl -X GET
http://ch20.amd.com/v2.0/interface/mgmteth/domainList?'username=john&password=js
ecret' -H 'Content-type: application/x-www-form-urlencoded'
```

OR

```
curl -X GET
http://ch20.amd.com/v2.0/interface/mgmteth/domainList?'authToken=OpaqueRef:3a15e
979-bad4-84d4-45cf-98c856c6ca55' -H 'Content-type: application/x-www-form-
urlencoded'
```

Response

JSON Data.

Failure Response

```
{"result" : "", "error" : {"code" : "HTTP Error Code", "message" : "Failure: ERROR MESSAGE"}}
```

Here is the API and its successful response with the data:

<http://ch10.amd.com/v2.0/interface/mgmteth/domainList?username=admin&password=seamicro>

"amd.com"

Obtain management Ethernet interface configuration domain name info

This API provides the mgmteth interface configuration domain name info.

```
Curl -X GET http://ch20.amd.com/v2.0/interface/mgmteth/domainName?'username=john&password=jsecret' -H 'Content-type: application/x-www-form-urlencoded'
```

OR

```
curl -X GET http://ch20.amd.com/v2.0/interface/mgmteth/domainName?'authToken=OpaqueRef:3a15e979-bad4-84d4-45cf-98c856c6ca55' -H 'Content-type: application/x-www-form-urlencoded'
```

Response

JSON Data.

Failure Response

```
{"result" : "", "error" : {"code" : "HTTP Error Code", "message" : "Failure: ERROR MESSAGE"}}
```

Here is the API and its successful response with the data:

<http://ch10.amd.com/v2.0/interface/mgmteth/domainName?username=admin&password=seamicro>

"amd.com"

Obtain management Ethernet interface configuration name servers info

This API provides the mgmteth interface configuration name servers info.

```
Curl -X GET http://ch20.amd.com/v2.0/interface/mgmteth/nameServers?'username=john&password=jsecret' -H 'Content-type: application/x-www-form-urlencoded'
```

OR

```
curl -X GET http://ch20.amd.com/v2.0/interface/mgmteth/nameServers?'authToken=OpaqueRef:3a15e979-bad4-84d4-45cf-98c856c6ca55' -H 'Content-type: application/x-www-form-urlencoded'
```

Response

JSON Data.

Failure Response

```
{"result" : "", "error" : {"code" : "HTTP Error Code", "message" : "Failure: ERROR MESSAGE"}}
```

Here is the API and its successful response with the data:

<http://ch10.amd.com/v2.0/interface/mgmteth/nameServers?username=admin&password=seamicro>

"139.95.250.239"

Obtain management Ethernet interface configuration transmission-mode info

This API provides the mgmteth interface configuration transmission-mode info.

```
Curl -X GET
http://ch20.amd.com/v2.0/interface/mgmteth/transmissionMode?'username=john&password=jsecret' -H 'Content-type: application/x-www-form-urlencoded'
```

OR

```
curl -X GET
http://ch20.amd.com/v2.0/interface/mgmteth/transmissionMode?'authToken=OpaqueRef:3a15e979-bad4-84d4-45cf-98c856c6ca55' -H 'Content-type: application/x-www-form-urlencoded'
```

Response

JSON Data.

Failure Response

```
{"result" : "", "error" : {"code" : "HTTP Error Code", "message" : "Failure: ERROR MESSAGE"}}
```

Here is the API and its successful response with the data:

```
http://ch10.amd.com/v2.0/interface/mgmteth/transmissionMode?
username=admin&password=seamicro
```

```
"full-duplex"
```

Obtain management Ethernet interface configuration media type info

This API provides the mgmteth interface configuration media type info.

```
Curl -X GET
http://ch20.amd.com/v2.0/interface/mgmteth/mediaType?'username=john&password=jsecret' -H 'Content-type: application/x-www-form-urlencoded'
```

OR


```
curl -X GET http://ch20.amd.com/v2.0/interface/mgmteth/mediaType?authToken=OpaqueRef:3a15e979-bad4-84d4-45cf-98c856c6ca55' -H 'Content-type: application/x-www-form-urlencoded'
```

Response

JSON Data.

Failure Response

```
{"result" : "", "error" : {"code" : "HTTP Error Code", "message" : "Failure: ERROR MESSAGE"}}
```

Here is the API and its successful response with the data:

<http://ch10.amd.com/v2.0/interface/mgmteth/mediaType?username=admin&password=seamicro>

"1000baseT"

Obtain management Ethernet interface configuration http protocol info

This API provides the mgmteth interface configuration http protocol info.

```
Curl -X GET http://ch20.amd.com/v2.0/interface/mgmteth/http?username=john&password=jsecret' -H 'Content-type: application/x-www-form-urlencoded'
```

OR

```
curl -X GET http://ch20.amd.com/v2.0/interface/mgmteth/http?authToken=OpaqueRef:3a15e979-bad4-84d4-45cf-98c856c6ca55' -H 'Content-type: application/x-www-form-urlencoded'
```

Response

JSON Data.

Failure Response

```
{"result" : "", "error" : {"code" : "HTTP Error Code", "message" : "Failure: ERROR MESSAGE"}}
```

Here is the API and its successful response with the data:

<http://ch10.amd.com/v2.0/interface/mgmteth/http?username=admin&password=seamicro>

true

Obtain management Ethernet interface configuration https protocol info

This API provides the mgmteth interface configuration https protocol info.

```
Curl -X GET http://ch20.amd.com/v2.0/interface/mgmteth/https?'username=john&password=jsecret' -H 'Content-type: application/x-www-form-urlencoded'
```

OR

```
curl -X GET http://ch20.amd.com/v2.0/interface/mgmteth/https?'authtoken=OpaqueRef:3a15e979-bad4-84d4-45cf-98c856c6ca55' -H 'Content-type: application/x-www-form-urlencoded'
```

Response

JSON Data.

Failure Response

```
{"result" : "", "error" : {"code" : "HTTP Error Code", "message" : "Failure: ERROR MESSAGE"}}
```

Here is the API and its successful response with the data:

<http://ch10.amd.com/v2.0/interface/mgmteth/https?username=admin&password=seamicro>

true

Obtain management Ethernet interface configuration telnet protocol info

This API provides the mgmteth interface configuration telnet protocol info.

```
Curl -X GET
http://ch20.amd.com/v2.0/interface/mgmteth/telnet?username=john&password=jsecret'
-H 'Content-type: application/x-www-form-urlencoded'
```

OR

```
curl -X GET
http://ch20.amd.com/v2.0/interface/mgmteth/telnet?authToken=OpaqueRef:3a15e979-
bad4-84d4-45cf-98c856c6ca55' -H 'Content-type: application/x-www-form-urlencoded'
```

Response

JSON Data.

Failure Response

```
{"result" : "", "error" : {"code" : "HTTP Error Code", "message" : "Failure: ERROR
MESSAGE"}}
```

Here is the API and its successful response with the data:

```
http://ch10.amd.com/v2.0/interface/mgmteth/telnet?
username=admin&password=seamicro
```

```
true
```

Obtain management Ethernet interface configuration termserv info

This API provides the mgmteth interface configuration termserv info.

```
Curl -X GET
http://ch20.amd.com/v2.0/interface/mgmteth/termserv?'username=john&password=jsecret' -H 'Content-type: application/x-www-form-urlencoded'
```

OR

```
curl -X GET
http://ch20.amd.com/v2.0/interface/mgmteth/termserv?'authToken=OpaqueRef:3a15e979-bad4-84d4-45cf-98c856c6ca55' -H 'Content-type: application/x-www-form-urlencoded'
```

Response

JSON Data.

Failure Response

```
{"result" : "", "error" : {"code" : "HTTP Error Code", "message" : "Failure: ERROR MESSAGE"}}
```

Here is the API and its successful response with the data:

<http://ch10.amd.com/v2.0/interface/mgmteth/termserv?username=admin&password=seamicro>

true

Get the log files from a chassis

This API provides the chassis system logs available on the control plane zipped within a tar file. An http link is provided using which a user can download the zipped tar file.

```
Curl -X GET
http://ch20.amd.com/v2.0/chassis/system/logs?'username=john&password=jsecret' -H 'Content-type: application/x-www-form-urlencoded'
```

OR

```
curl -X GET
http://ch20.amd.com/v2.0/chassis/system/logs?'authToken=OpaqueRef:3a15e979-bad4-84d4-45cf-98c856c6ca55' -H 'Content-type: application/x-www-form-urlencoded'
```

Response

JSON Data.

Failure Response

```
{"result" : "", "error" : {"code" : "HTTP Error Code", "message" : "Failure: ERROR MESSAGE"}}
```

Here is the API and its successful response with the data:

```
-bash-3.2$ curl -X GET http://ch10.amd.com/v2.0/chassis/system/logs?username=admin&password=seamicro' "http://ch10.amd.com/dropbox/logs_592688635531f92f66cab44.tgz"
-bash-3.2$
```

If the command is used directly from a browser, there is download popup windows box pops and to save the above listed file on the local client machine.

Get the history log from the chassis

This API provides the chassis history log available on the control plane zipped within a tar file. An http link is provided using which a user can download the zipped tar file.

```
Curl -X GET http://ch20.amd.com/v2.0/chassis/system/history?'username=john&password=jsecret' -H 'Content-type: application/x-www-form-urlencoded'
```

OR

```
curl -X GET http://ch20.amd.com/v2.0/chassis/system/history?'authToken=OpaqueRef:3a15e979-bad4-84d4-45cf-98c856c6ca55' -H 'Content-type: application/x-www-form-urlencoded'
```

Response

JSON Data.

Failure Response

```
{"result" : "", "error" : {"code" : "HTTP Error Code", "message" : "Failure: ERROR MESSAGE"}}
```

Here is the API and its successful response with the data:

```
-bash-3.2$ curl -X GET http://ch10.amd.com/v2.0/chassis/system/history?'username=admin&password=seamic ro'
```

```
"http://ch10.amd.com/dropbox/history_1094914018531f948797c1f8.tgz"
```

```
-bash-3.2$
```

If the command is used directly from a browser, there is download popup windows box pops and to save the above listed file on the local client machine

Get the system crashes core files from the chassis

This API provides the chassis system crashes core files etc. available on the control plane by putting them into a zipped tar file. An http link is provided using which a user can download the zipped tar file.

```
Curl -X GET http://ch20.amd.com/v2.0/chassis/system/crashes?'username=john&password=jsecret' -H 'Content-type: application/x-www-form-urlencoded'
```

OR

```
curl -X GET http://ch20.amd.com/v2.0/chassis/system/crashes?'authToken=OpaqueRef:3a15e979-bad4-84d4-45cf-98c856c6ca55' -H 'Content-type: application/x-www-form-urlencoded'
```

Response

JSON Data.

Failure Response

```
{"result" : "", "error" : {"code" : "HTTP Error Code", "message" : "Failure: ERROR MESSAGE"}}
```

Here is the API and its successful response with the data:

```
-bash-3.2$ curl -X GET http://ch10.amd.com/v2.0/chassis/system/crashes?'username=admin&password=seami cro'
```

```
"http://ch10.amd.com/dropbox/crashes_1094914018531f948797c1f8.tgz"
```

```
-bash-3.2$
```

If the command is used directly from a browser, there is download popup windows box pops and to save the above listed file on the local client machine

Get the system technical support related info from the chassis

This API provides the chassis system tech-support data by putting that into a zipped tar file. An http link is provided using which a user can download the zipped tar file. The 'scope' for this command can be selected from the following parameters:

a)brief, b) ethernet, c) storage, d) cli, e) fabric f) system g) detail

Following example shows scope related to Ethernet:

```
Curl -X GET http://ch20.amd.com/v2.0/chassis/system/techsupport?'scope=ethernet&username=john&password=jsecret' -H 'Content-type: application/x-www-form-urlencoded'
```

OR

```
curl -X GET http://ch20.amd.com/v2.0/chassis/system/techsupport?'scope=ethernet&authToken=OpaqueRef:3a15e979-bad4-84d4-45cf-98c856c6ca55' -H 'Content-type: application/x-www-form-urlencoded'
```

Response

JSON Data.

Failure Response

```
{"result" : "", "error" : {"code" : "HTTP Error Code", "message" : "Failure: ERROR MESSAGE"}}
```

Here is the API and its successful response with the data:

```
-bash-3.2$ curl -X GET
http://ch10.amd.com/v2.0/chassis/system/techsupport?'scope=ethernet&username=admin&password=seamicro'
```

```
"http://ch10.amd.com/dropbox/techsupport_ethernet_1094914018531f948797c1f8.tgz"
```

```
-bash-3.2$
```

If the command is used directly from a browser, there is download popup windows box pops and to save the above listed file on the local client machine

Action and Configuration Commands

Power-on a server

This API turns on power to a server.

```
curl -X PUT http://ch20.amd.com/v2.0/server/12/0 -d '{"action": "power-on", "using-pxe": "true", "username": "john", "password": "jsecret"}' -H 'Content-type: application/json'
```

OR

```
curl -X PUT http://ch20.amd.com/v2.0/server/12/0?action=power-on&using-pxe=true&username=john&password=jsecret -H 'Content-type: application/x-www-form-urlencoded'
```

OR

```
curl -X PUT http://ch20.amd.com/v2.0/server/12/0 -d '{"action": "power-on", "using-pxe": true, "authtoken": "OpaqueRef:3a15e979-bad4-84d4-45cf-98c856c6ca55"}' -H 'Content-type: application/json'
```

OR

```
curl -X PUT http://ch20.amd.com/v2.0/server/12/0?action=power-on&using-pxe=true&authtoken=OpaqueRef:3a15e979-bad4-84d4-45cf-98c856c6ca55 -H 'Content-type: application/x-www-form-urlencoded'
```

Response

JSON Data.

Failure Response

```
{"result" : "", "error" : {"code" : "HTTP Error Code", "message" : "Failure: ERROR MESSAGE"}}
```

Here is the API and its successful response with the data:

```
-bash-3.2$ curl -X PUT http://ch10.amd.com/v2.0/servers/0/0/power -d '{"action": "power-on", "using-pxe": true, "username":"admin","password":"seamicro"}' -H 'content-type:application/json'
```

```
"power-on"
```

When there is no pxe boot:

```
-bash-3.2$ curl -X PUT http://ch10.amd.com/v2.0/servers/0/0/power -d '{"action": "power-on", "using-pxe": false, "username":"admin","password":"seamicro"}' -H 'content-type:application/json'
```

```
"power-on"
```

Power-on all available servers

This API turns on power to all available servers on a chassis.

```
curl -X PUT http://ch20.amd.com/v2.0/servers -d '{"action": "power-on", "using-pxe": true, "username": "john", "password": "jsecret"}' -H 'Content-type: application/json'
```

OR

```
curl -X PUT http://ch20.amd.com/v2.0/servers?action=power-on&using-pxe=true&username=john&password=jsecret -H 'Content-type: application/x-www-form-urlencoded'
```

OR

```
curl -X PUT http://ch20.amd.com/v2.0/servers -d '{"action": "power-on", "using-pxe": true, "authtoken": "OpaqueRef:3a15e979-bad4-84d4-45cf-98c856c6ca55"}' -H 'Content-type: application/json'
```

OR

```
curl -X PUT http://ch20.amd.com/v2.0/servers?'action=power-on&using-pxe=true&authtoken=OpaqueRef:3a15e979-bad4-84d4-45cf-98c856c6ca55' -H 'Content-type: application/x-www-form-urlencoded'
```

Response

JSON Data.

Failure Response

```
{"result" : "", "error" : {"code" : "HTTP Error Code", "message" : "Failure: ERROR MESSAGE"}}
```

Here is the API and its successful response with the data:

```
-bash-3.2$ curl -X PUT http://ch10.amd.com/v2.0/servers/power -d '{"action": "power-on", "using-pxe": true, "username":"admin","password":"seamicro"}' -H 'content-type:application/json'
```

```
"power-on"
```

When there is no pxe boot:

```
-bash-3.2$ curl -X PUT http://ch10.amd.com/v2.0/servers/power -d '{"action": "power-on", "using-pxe": false, "username":"admin","password":"seamicro"}' -H 'content-type:application/json'
```

```
"power-on"
```

Power-on all available servers within a given server range

This API turns on power to all available servers within a given server range on a chassis.

```
curl -X PUT http://ch20.amd.com/v2.0/servers/0/0-14/7/power -d '{"action": "power-on", "using-pxe": "true", "username": "john", "password": "jsecret"}' -H 'Content-type: application/json'
```

OR

```
curl -X PUT http://ch20.amd.com/v2.0/servers/0/0-14/7?'action=power-on&using-pxe=true&username=john&password=jsecret' -H 'Content-type: application/x-www-form-urlencoded'
```

OR

```
curl -X PUT http://ch20.amd.com/v2.0/servers/0/0-14/7 -d '{"action": "power-on", "using-pxe": true, "authtoken": "OpaqueRef:3a15e979-bad4-84d4-45cf-98c856c6ca55"}' -H 'Content-type: application/json'
```

OR

```
curl -X PUT http://ch20.amd.com/v2.0/servers/0/0-14/7?'action=power-on&using-pxe=true&authtoken=OpaqueRef:3a15e979-bad4-84d4-45cf-98c856c6ca55' -H 'Content-type: application/x-www-form-urlencoded'
```

Response

JSON Data.

Failure Response

```
{"result" : "", "error" : {"code" : "HTTP Error Code", "message" : "Failure: ERROR MESSAGE"}}
```

Here is the API and its successful response with the data:

```
-bash-3.2$ curl -X PUT http://ch10.amd.com/v2.0/servers/0/0-14/7/power -d '{"action": "power-on", "using-pxe": true, "username": "admin", "password": "seamicro"}' -H 'content-type: application/json'
```

```
"power-on"
```

When there is no pxe boot:

```
-bash-3.2$ curl -X PUT http://ch10.amd.com/v2.0/servers/0/0-14/7/power -d '{"action": "power-on", "using-pxe": false, "username": "admin", "password": "seamicro"}' -H 'content-type: application/json'
```

```
"power-on"
```

Power-off a server

This API turns off power to a server.

```
curl -X PUT http://ch20.amd.com/v2.0/server/12/0/power -d '{"action": "power-off", "force": true, "username": "john", "password": "jsecret"}' -H 'Content-type: application/json'
```

OR

```
curl -X PUT http://ch20.amd.com/v2.0/server/12/0?'action=power-off&force=true&username=john&password=jsecret' -H 'Content-type: application/x-www-form-urlencoded'
```

OR

```
curl -X PUT http://ch20.amd.com/v2.0/server/12/0 -d '{"action": "power-off", "force": true, "authToken": "OpaqueRef:3a15e979-bad4-84d4-45cf-98c856c6ca55"}' -H 'Content-type: application/json'
```

OR

```
curl -X PUT http://ch20.amd.com/v2.0/server/12/0?'action=power-off&force=true&authToken=OpaqueRef:3a15e979-bad4-84d4-45cf-98c856c6ca55' -H 'Content-type: application/x-www-form-urlencoded'
```

Response

JSON Data.

Failure Response

```
{"result" : "", "error" : {"code" : "HTTP Error Code", "message" : "Failure: ERROR MESSAGE"}}
```

Here is the API and its successful response with the data:

```
-bash-3.2$ curl -X PUT http://ch10.amd.com/v2.0/servers/0/0/power -d '{"action": "power-off", "username": "admin", "password": "seamicro"}' -H 'content-type:application/json'

"power-off"
```

With force option to force hard power-off to the server:

```
-bash-3.2$ curl -X PUT http://ch10.amd.com/v2.0/servers/0/0/power -d '{"action": "power-off", "force": true, "username": "admin", "password": "seamicro"}' -H 'content-type:application/json'
```

"power-off"

Power-off all available servers

This API turns off power to all servers available on a chassis.

```
curl -X PUT http://ch20.amd.com/v2.0/servers/power -d '{"action": "power-off", "force": true, "username": "john", "password": "jsecret"}' -H 'Content-type: application/json'
```

OR

```
curl -X PUT http://ch20.amd.com/v2.0/servers?'action=power-off&force=true&username=john&password=jsecret' -H 'Content-type: application/x-www-form-urlencoded'
```

OR

```
curl -X PUT http://ch20.amd.com/v2.0/servers -d '{"action": "power-off", "force": true, "authToken": "OpaqueRef:3a15e979-bad4-84d4-45cf-98c856c6ca55"}' -H 'Content-type: application/json'
```

OR

```
curl -X PUT http://ch20.amd.com/v2.0/servers?'action=power-off&force=true&authToken=OpaqueRef:3a15e979-bad4-84d4-45cf-98c856c6ca55' -H 'Content-type: application/x-www-form-urlencoded'
```

Response

JSON Data.

Failure Response

```
{"result" : "", "error" : {"code" : "HTTP Error Code", "message" : "Failure: ERROR MESSAGE"}}
```

Here is the API and its successful response with the data:

```
-bash-3.2$ curl -X PUT http://ch10.amd.com/v2.0/servers/power -d '{"action": "power-off", "username": "admin", "password": "seamicro"}' -H 'content-type: application/json'
```

"power-off"

With force option to force hard power-off to the server:

```
-bash-3.2$ curl -X PUT http://ch10.amd.com/v2.0/servers/power -d '{"action": "power-off", "force": true, "username": "admin", "password": "seamicro"}' -H 'content-type:application/json'
```

```
"power-off"
```

Power-off all available servers within a given server range

This API turns off power to all servers within a given server range on a chassis.

```
curl -X PUT http://ch20.amd.com/v2.0/servers/0/0-16/7/power -d '{"action": "power-off", "force": true, "username": "john", "password": "jsecret"}' -H 'Content-type: application/json'
```

OR

```
curl -X PUT http://ch20.amd.com/v2.0/servers/0/0-16/7?'action=power-off&force=true&username=john&password=jsecret' -H 'Content-type: application/x-www-form-urlencoded'
```

OR

```
curl -X PUT http://ch20.amd.com/v2.0/servers/0/0-16/7 -d '{"action": "power-off", "force": true, "authtoken": "OpaqueRef:3a15e979-bad4-84d4-45cf-98c856c6ca55"}' -H 'Content-type: application/json'
```

OR

```
curl -X PUT http://ch20.amd.com/v2.0/servers/0/0-16/7?'action=power-off&force=true&authtoken=OpaqueRef:3a15e979-bad4-84d4-45cf-98c856c6ca55' -H 'Content-type: application/x-www-form-urlencoded'
```

Response

JSON Data.

Failure Response

```
{"result" : "", "error" : {"code" : "HTTP Error Code", "message" : "Failure: ERROR MESSAGE"}}
```

Here is the API and its successful response with the data:

```
-bash-3.2$ curl -X PUT http://ch10.amd.com/v2.0/servers/0/0-16/7/power -d '{"action":  
"power-off", "username":"admin","password":"seamicro"}' -H 'content-  
type:application/json'
```

```
"power-off"
```

With force option to force hard power-off to the server:

```
-bash-3.2$ curl -X PUT http://ch10.amd.com/v2.0/servers/0/0-16/7/power -d '{"action":  
"power-off", "force": true, "username":"admin","password":"seamicro"}' -H 'content-  
type:application/json'
```

```
"power-off"
```

Reset a server

This API turns on power to a server.

```
curl -X PUT http://ch20.amd.com/v2.0/server/12/0/power -d '{"action": "reset", "using-  
pxe": true, "username": "john", "password": "jsecret"}' -H 'Content-type: application/json'
```

OR

```
curl -X PUT http://ch20.amd.com/v2.0/server/12/0/?action=reset&using-  
pxe=true&username=john&password=jsecret -H 'Content-type: application/x-www-  
form-urlencoded'
```

OR

```
curl -X PUT http://ch20.amd.com/v2.0/server/12/0 -d '{"action": "reset", "using-pxe": true,  
"authtoken": "OpaqueRef:3a15e979-bad4-84d4-45cf-98c856c6ca55"}' -H 'Content-type:  
application/json'
```

OR

```
curl -X PUT http://ch20.amd.com/v2.0/server/12/0/?action=reset&using-  
pxe=true&authtoken=OpaqueRef:3a15e979-bad4-84d4-45cf-98c856c6ca55 -H  
'Content-type: application/x-www-form-urlencoded'
```

Response

JSON Data.

Failure Response

```
{"result" : "", "error" : {"code" : "HTTP Error Code", "message" : "Failure: ERROR MESSAGE"}}
```

Here is the API and its successful response with the data:

```
-bash-3.2$ curl -X PUT http://ch10.amd.com/v2.0/servers/0/0/power -d '{"action": "reset", "username": "admin", "password": "seamicro"}' -H 'content-type:application/json'
```

```
"reset"
```

Using pxe boot to reset the server:

```
-bash-3.2$ curl -X PUT http://ch10.amd.com/v2.0/servers/0/0/power -d '{"action": "reset", "using-pxe": true, "username": "admin", "password": "seamicro"}' -H 'content-type:application/json'
```

```
"reset"
```

Reset all available servers

This API resets power to all available servers on a chassis.

```
curl -X PUT http://ch20.amd.com/v2.0/servers/power -d '{"action": "reset", "using-pxe": true, "username": "john", "password": "jsecret"}' -H 'Content-type: application/json'
```

OR

```
curl -X PUT http://ch20.amd.com/v2.0/servers?action=reset&using-pxe=true&username=john&password=jsecret -H 'Content-type: application/x-www-form-urlencoded'
```

OR

```
curl -X PUT http://ch20.amd.com/v2.0/servers -d '{"action": "reset", "using-pxe": true, "authtoken": "OpaqueRef:3a15e979-bad4-84d4-45cf-98c856c6ca55"}' -H 'Content-type: application/json'
```

OR


```
curl -X PUT http://ch20.amd.com/v2.0/servers?'action=reset&using-pxe=true&authtoken=OpaqueRef:3a15e979-bad4-84d4-45cf-98c856c6ca55' -H 'Content-type: application/x-www-form-urlencoded'
```

Response

JSON Data.

Failure Response

```
{"result" : "", "error" : {"code" : "HTTP Error Code", "message" : "Failure: ERROR MESSAGE"}}
```

Here is the API and its successful response with the data:

```
-bash-3.2$ curl -X PUT http://ch10.amd.com/v2.0/servers/power -d '{"action": "reset", "username":"admin","password":"seamicro"}' -H 'content-type:application/json'
```

```
"reset"
```

Using pxe boot to reset the server:

```
-bash-3.2$ curl -X PUT http://ch10.amd.com/v2.0/servers/power -d '{"action": "reset", "using-pxe": true, "username":"admin","password":"seamicro"}' -H 'content-type:application/json'
```

```
"reset"
```

Reset all available servers within a given server range

This API resets power to all available servers within a given server range on a chassis.

```
curl -X PUT http://ch20.amd.com/v2.0/servers/power/3/0-18/7 -d '{"action": "reset", "using-pxe": true, "username": "john", "password": "jsecret"}' -H 'Content-type: application/json'
```

OR

```
curl -X PUT http://ch20.amd.com/v2.0/servers/3/0-18/7?'action=reset&using-pxe=true&username=john&password=jsecret' -H 'Content-type: application/x-www-form-urlencoded'
```

OR

```
curl -X PUT http://ch20.amd.com/v2.0/servers/3/0-18/7 -d '{"action": "reset", "using-pxe": true, "authtoken": "OpaqueRef:3a15e979-bad4-84d4-45cf-98c856c6ca55"}' -H 'Content-type: application/json'
```

OR

```
curl -X PUT http://ch20.amd.com/v2.0/servers/3/0-18/7?action=reset&using-pxe=true&authtoken=OpaqueRef:3a15e979-bad4-84d4-45cf-98c856c6ca55' -H 'Content-type: application/x-www-form-urlencoded'
```

Response

JSON Data.

Failure Response

```
{"result" : "", "error" : {"code" : "HTTP Error Code", "message" : "Failure: ERROR MESSAGE"}}
```

Here is the API and its successful response with the data:

```
-bash-3.2$ curl -X PUT http://ch10.amd.com/v2.0/servers/3/0-18/7power -d '{"action": "reset", "username": "admin", "password": "seamicro"}' -H 'content-type:application/json'
```

```
"reset"
```

Using pxe boot to reset the server:

```
-bash-3.2$ curl -X PUT http://ch10.amd.com/v2.0/servers/3/0-18/7/power -d '{"action": "reset", "using-pxe": true, "username": "admin", "password": "seamicro"}' -H 'content-type:application/json'
```

```
"reset"
```

Set server BIOS boot order

This API sets a server bios boot order.

```
curl -X PUT http://ch20.amd.com/v2.0/server/12/0/bios/bootOrder -d '{"value": "hd2,hd3,hd1", "username": "john", "password": "jsecret"}' -H 'Content-type: application/json'
```

OR

```
curl -X PUT http://ch20.amd.com/v2.0/server/12/0/bios/bootOrder?'value=hd2,hd3,hd1&username=john&password=jsecret' -H 'Content-type: application/x-www-form-urlencoded'
```

Response

JSON Data.

Failure Response

```
{"result" : "", "error" : {"code" : "HTTP Error Code", "message" : "Failure: ERROR MESSAGE"}}
```

Here is the API and its successful response with the data:

```
-bash-3.2$ curl -X PUT http://ch10.amd.com/v2.0/servers/0/0/bios/bootOrder -d '{"value": "hd1,hd0,hd2", "username":"admin","password":"seamicro"}' -H 'content-type:application/json'
```

```
"hd1,hd0,hd2"
```

Set server BIOS boot order within a given range of available servers

This API sets a server bios boot order within a given range of available servers on a chassis.

```
curl -X PUT http://ch20.amd.com/v2.0/servers/3/0-19/7/bios/bootOrder -d '{"value": "hd2,hd3,hd1", "username": "john", "password": "jsecret"}' -H 'Content-type: application/json'
```

OR

```
curl -X PUT http://ch20.amd.com/v2.0/servers/3/0-19/7/bios/bootOrder?'value=hd2,hd3,hd1&username=john&password=jsecret' -H 'Content-type: application/x-www-form-urlencoded'
```

Response

JSON Data.

Failure Response

```
{"result" : "", "error" : {"code" : "HTTP Error Code", "message" : "Failure: ERROR MESSAGE"}}
```

Here is the API and its successful response with the data:

```
-bash-3.2$ curl -X PUT http://ch10.amd.com/v2.0/servers/3/0-19/7/bios/bootOrder -d '{"value": "hd1,hd0,hd2", "username":"admin","password":"seamicro"}' -H 'content-type:application/json'
```

```
"hd1,hd0,hd2"
```

Unset/Remove server BIOS boot order

This API unsets/removes a server bios boot order.

```
curl -X PUT http://ch20.amd.com/v2.0/server/12/0/bios/bootOrder -d '{"value": "", "username": "john", "password": "jsecret"}' -H 'Content-type: application/json'
```

OR

```
curl -X PUT http://ch20.amd.com/v2.0/server/12/0/bios/bootOrder?'value=&username=john&password=jsecret' -H 'Content-type: application/x-www-form-urlencoded'
```

Response

JSON Data.

Failure Response

```
{"result" : "", "error" : {"code" : "HTTP Error Code", "message" : "Failure: ERROR MESSAGE"}}
```

Here is the API and its successful response with the data:

```
-bash-3.2$ curl -X PUT http://ch10.amd.com/v2.0/servers/0/0/bios/bootOrder -d '{"value": "", "username":"admin","password":"seamicro"}' -H 'content-type:application/json' "no boot-order"
```

OR

```
-bash-3.2$ curl -X PUT http://ch10.amd.com/v2.0/servers/0/0/bios/bootOrder -d '{"value": false, "username":"admin","password":"seamicro"}' -H 'content-type:application/json' "no boot-order"
```

Unset/Remove server BIOS boot order within a range of available servers

This API unsets/removes a server bios boot order within a range of available servers on a chassis.

```
curl -X PUT http://ch20.amd.com/v2.0/server/13/0-45/7/bios/bootOrder -d '{"value": "", "username": "john", "password": "jsecret"}' -H 'Content-type: application/json'
```

OR

```
curl -X PUT http://ch20.amd.com/v2.0/server/13/0-45/7/bios/bootOrder?value=&username=john&password=jsecret' -H 'Content-type: application/x-www-form-urlencoded'
```

Response

JSON Data.

Failure Response

```
{"result" : "", "error" : {"code" : "HTTP Error Code", "message" : "Failure: ERROR MESSAGE"}}
```

Here is the API and its successful response with the data:

```
-bash-3.2$ curl -X PUT http://ch10.amd.com/v2.0/servers/13/0-45/7/bios/bootOrder -d '{"value": "", "username": "admin", "password": "seamicro"}' -H 'content-type: application/json' -- "no boot-order"
```

OR

```
-bash-3.2$ curl -X PUT http://ch10.amd.com/v2.0/servers/13/0-45/7/bios/bootOrder -d '{"value": false, "username": "admin", "password": "seamicro"}' -H 'content-type: application/json' -- "no boot-order"
```

Set server BIOS C-States

This API sets a server bios c-states.

```
curl -X PUT http://ch20.amd.com/v2.0/server/12/0/bios/cStates -d '{"value": true, "username": "john", "password": "jsecret"}' -H 'Content-type: application/json'
```

OR

```
curl -X PUT http://ch20.amd.com/v2.0/server/12/0/bios/cStates?value=true&username=john&password=jsecret -H 'Content-type: application/x-www-form-urlencoded'
```

OR

```
curl -X PUT http://ch20.amd.com/v2.0/server/12/0/bios/cStates -d '{"value": true, "authToken": "OpaqueRef:3a15e979-bad4-84d4-45cf-98c856c6ca55"}' -H 'Content-type: application/json'
```

OR

```
curl -X PUT http://ch20.amd.com/v2.0/server/12/0/bios/cStates?value=true&authToken=OpaqueRef:3a15e979-bad4-84d4-45cf-98c856c6ca55 -H 'Content-type: application/x-www-form-urlencoded'
```

Response

JSON Data.

Failure Response

```
{"result" : "", "error" : {"code" : "HTTP Error Code", "message" : "Failure: ERROR MESSAGE"}}
```

Here is the API and its successful response with the data:

```
-bash-3.2$ curl -X PUT http://ch10.amd.com/v2.0/servers/0/0/bios/cStates -d '{"value": true, "username": "admin", "password": "seamicro"}' -H 'content-type: application/json'
```

"enable"

Set server BIOS C-States within a range of available servers

This API sets a server bios c-states within a range of available servers on a chassis.

```
curl -X PUT http://ch20.amd.com/v2.0/server/12/0-34/7/bios/cStates -d '{"value": true, "username": "john", "password": "jsecret"}' -H 'Content-type: application/json'
```

OR

```
curl -X PUT http://ch20.amd.com/v2.0/server/12/0-34/7/bios/cStates?'value=true&username=john&password=jsecret' -H 'Content-type: application/x-www-form-urlencoded'
```

OR

```
curl -X PUT http://ch20.amd.com/v2.0/server/12/0-34/7/bios/cStates -d '{"value": true, "authtoken": "OpaqueRef:3a15e979-bad4-84d4-45cf-98c856c6ca55"}' -H 'Content-type: application/json'
```

OR

```
curl -X PUT http://ch20.amd.com/v2.0/server/12/0-34/7/bios/cStates?'value=true&authtoken=OpaqueRef:3a15e979-bad4-84d4-45cf-98c856c6ca55' -H 'Content-type: application/x-www-form-urlencoded'
```

Response

JSON Data.

Failure Response

```
{"result" : "", "error" : {"code" : "HTTP Error Code", "message" : "Failure: ERROR MESSAGE"}}
```

Here is the API and its successful response with the data:

```
-bash-3.2$ curl -X PUT http://ch10.amd.com/v2.0/servers/12/0-34/7/bios/cStates -d '{"value": true, "username":"admin","password":"seamicro"}' -H 'content-type:application/json'
```

```
"enable"
```

Unset server BIOS C-States

This API unsets a server bios c-states.

```
curl -X PUT http://ch20.amd.com/v2.0/server/12/0/bios/cStates -d '{"value": false, "username": "john", "password": "jsecret"}' -H 'Content-type: application/json'
```

OR

```
curl -X PUT http://ch20.amd.com/v2.0/server/12/0/bios/cStates?value=false&username=john&password=jsecret -H 'Content-type: application/x-www-form-urlencoded'
```

OR

```
curl -X PUT http://ch20.amd.com/v2.0/server/12/0/bios/cStates -d '{"value": false, "authToken": "OpaqueRef:3a15e979-bad4-84d4-45cf-98c856c6ca55"}' -H 'Content-type: application/json'
```

OR

```
curl -X PUT http://ch20.amd.com/v2.0/server/12/0/bios/cStates?value=false&authToken=OpaqueRef:3a15e979-bad4-84d4-45cf-98c856c6ca55 -H 'Content-type: application/x-www-form-urlencoded'
```

Response

JSON Data.

Failure Response

```
{"result" : "", "error" : {"code" : "HTTP Error Code", "message" : "Failure: ERROR MESSAGE"}}
```

Here is the API and its successful response with the data:

```
-bash-3.2$ curl -X PUT http://ch10.amd.com/v2.0/servers/0/0/bios/cStates -d '{"value": false, "username": "admin", "password": "seamicro"}' -H 'content-type: application/json'
```

"enable"

Unset server BIOS C-States within a given range of available servers

This API unsets a server bios c-states within a given range of available servers on a chassis.

```
curl -X PUT http://ch20.amd.com/v2.0/server/12/0-35/4/bios/cStates -d '{"value": false, "username": "john", "password": "jsecret"}' -H 'Content-type: application/json'
```

OR

```
curl -X PUT http://ch20.amd.com/v2.0/server/12/0-35/4/bios/cStates?'value=false&username=john&password=jsecret' -H 'Content-type: application/x-www-form-urlencoded'
```

OR

```
curl -X PUT http://ch20.amd.com/v2.0/server/12/0-35/4/bios/cStates -d '{"value": false, "authtoken": "OpaqueRef:3a15e979-bad4-84d4-45cf-98c856c6ca55"}' -H 'Content-type: application/json'
```

OR

```
curl -X PUT http://ch20.amd.com/v2.0/server/12/0-35/4/bios/cStates?'value=false&authtoken=OpaqueRef:3a15e979-bad4-84d4-45cf-98c856c6ca55' -H 'Content-type: application/x-www-form-urlencoded'
```

Response

JSON Data.

Failure Response

```
{"result" : "", "error" : {"code" : "HTTP Error Code", "message" : "Failure: ERROR MESSAGE"}}
```

Here is the API and its successful response with the data:

```
-bash-3.2$ curl -X PUT http://ch10.amd.com/v2.0/servers/12/0-35/4/bios/cStates -d '{"value": false, "username":"admin","password":"seamicro"}' -H 'content-type:application/json'
```

```
"enable"
```

Set server BIOS CPU Frequency Scaling

This API sets a server bios cpu frequency scaling.

```
curl -X PUT http://ch20.amd.com/v2.0/server/12/0/bios/cpuFreqScaling -d '{"value": true, "username": "john", "password": "jsecret"}' -H 'Content-type: application/json'
```

OR

```
curl -X PUT http://ch20.amd.com/v2.0/server/12/0/bios/cpuFreqScaling?'value=true&username=john&password=jsecret' -H 'Content-type: application/x-www-form-urlencoded'
```

OR

```
curl -X PUT http://ch20.amd.com/v2.0/server/12/0/bios/cpuFreqScaling -d '{"value": true, "authtoken": "OpaqueRef:3a15e979-bad4-84d4-45cf-98c856c6ca55"}' -H 'Content-type: application/json'
```

OR

```
curl -X PUT http://ch20.amd.com/v2.0/server/12/0/bios/cpuFreqScaling?'value=true&authtoken=OpaqueRef:3a15e979-bad4-84d4-45cf-98c856c6ca55' -H 'Content-type: application/x-www-form-urlencoded'
```

Response

JSON Data.

Failure Response

```
{"result" : "", "error" : {"code" : "HTTP Error Code", "message" : "Failure: ERROR MESSAGE"}}
```

Here is the API and its successful response with the data:

```
-bash-3.2$ curl -X PUT http://ch10.amd.com/v2.0/servers/0/0/bios/cpuFreqScaling -d '{"value": true, "username":"admin","password":"seamicro"}' -H 'content-type:application/json'
```

```
"enable"
```

Set server BIOS CPU Frequency Scaling within a given range of available servers

This API sets a server bios cpu frequency scaling within a given range of available servers on a chassis.

```
curl -X PUT http://ch20.amd.com/v2.0/server/12/0-39/0/bios/cpuFreqScaling -d '{"value": true, "username": "john", "password": "jsecret"}' -H 'Content-type: application/json'
```

OR

```
curl -X PUT http://ch20.amd.com/v2.0/server/12/0-39/0/bios/cpuFreqScaling?value=true&username=john&password=jsecret' -H 'Content-type: application/x-www-form-urlencoded'
```

OR

```
curl -X PUT http://ch20.amd.com/v2.0/server/12/0-39/0/bios/cpuFreqScaling -d '{"value": true, "authToken": "OpaqueRef:3a15e979-bad4-84d4-45cf-98c856c6ca55"}' -H 'Content-type: application/json'
```

OR

```
curl -X PUT http://ch20.amd.com/v2.0/server/12/0-39/0/bios/cpuFreqScaling?value=true&authToken=OpaqueRef:3a15e979-bad4-84d4-45cf-98c856c6ca55' -H 'Content-type: application/x-www-form-urlencoded'
```

Response

JSON Data.

Failure Response

```
{"result" : "", "error" : {"code" : "HTTP Error Code", "message" : "Failure: ERROR MESSAGE"}}
```

Here is the API and its successful response with the data:

```
-bash-3.2$ curl -X PUT http://ch10.amd.com/v2.0/servers/0/0-39/0/bios/cpuFreqScaling -d '{"value": true, "username":"admin","password":"seamicro"}' -H 'content-type:application/json'
```

```
"enable"
```

Unset server BIOS CPU Frequency Scaling

This API unsets a server bios cpu frequency scaling.

```
curl -X PUT http://ch20.amd.com/v2.0/server/12/0/bios/cpuFreqScaling -d '{"value": false, "username": "john", "password": "jsecret"}' -H 'Content-type: application/json'
```

OR

```
curl -X PUT http://ch20.amd.com/v2.0/server/12/0/bios/cpuFreqScaling?'value=false&username=john&password=jsecret' -H 'Content-type: application/x-www-form-urlencoded'
```

OR

```
curl -X PUT http://ch20.amd.com/v2.0/server/12/0/bios/cpuFreqScaling -d '{"value": false, "authtoken": "OpaqueRef:3a15e979-bad4-84d4-45cf-98c856c6ca55"}' -H 'Content-type: application/json'
```

OR

```
curl -X PUT http://ch20.amd.com/v2.0/server/12/0/bios/cpuFreqScaling?'value=false&authtoken=OpaqueRef:3a15e979-bad4-84d4-45cf-98c856c6ca55' -H 'Content-type: application/x-www-form-urlencoded'
```

Response

JSON Data.

Failure Response

```
{"result" : "", "error" : {"code" : "HTTP Error Code", "message" : "Failure: ERROR MESSAGE"}}
```

Here is the API and its successful response with the data:

```
-bash-3.2$ curl -X PUT http://ch10.amd.com/v2.0/servers/0/0/bios/cpuFreqScaling -d '{"value": false, "username":"admin","password":"seamicro"}' -H 'content-type:application/json'

"enable"
```

Unset server BIOS CPU Frequency Scaling within a given range of available servers

This API unsets a server bios cpu frequency scaling within a given range of available servers on a chassis.

```
curl -X PUT http://ch20.amd.com/v2.0/server/12/0-63/7/bios/cpuFreqScaling -d '{"value": false, "username": "john", "password": "jsecret"}' -H 'Content-type: application/json'
```

OR

```
curl -X PUT http://ch20.amd.com/v2.0/server/12/0-63/7/bios/cpuFreqScaling?value=false&username=john&password=jsecret -H 'Content-type: application/x-www-form-urlencoded'
```

OR

```
curl -X PUT http://ch20.amd.com/v2.0/server/12/0-63/7/bios/cpuFreqScaling -d '{"value": false, "authToken": "OpaqueRef:3a15e979-bad4-84d4-45cf-98c856c6ca55"}' -H 'Content-type: application/json'
```

OR

```
curl -X PUT http://ch20.amd.com/v2.0/server/12/0-63/7/bios/cpuFreqScaling?value=false&authToken=OpaqueRef:3a15e979-bad4-84d4-45cf-98c856c6ca55 -H 'Content-type: application/x-www-form-urlencoded'
```

Response

JSON Data.

Failure Response

```
{"result" : "", "error" : {"code" : "HTTP Error Code", "message" : "Failure: ERROR MESSAGE"}}
```

Here is the API and its successful response with the data:

```
-bash-3.2$ curl -X PUT http://ch10.amd.com/v2.0/servers/12/0-63/7/bios/cpuFreqScaling -d '{"value": false, "username": "admin", "password": "seamicro"}' -H 'content-type:application/json'
```

```
"enable"
```

Set server BIOS hide top mem

This API sets a server bios hide top mem.

```
curl -X PUT http://ch20.amd.com/v2.0/server/12/0/bios/hideTopMem -d '{"value": true, "username": "john", "password": "jsecret"}' -H 'Content-type: application/json'
```

OR

```
curl -X PUT http://ch20.amd.com/v2.0/server/12/0/bios/hideTopMem?'value=true&username=john&password=jsecret' -H 'Content-type: application/x-www-form-urlencoded'
```

OR

```
curl -X PUT http://ch20.amd.com/v2.0/server/12/0/bios/hideTopMem -d '{"value": true, "authToken": "OpaqueRef:3a15e979-bad4-84d4-45cf-98c856c6ca55"}' -H 'Content-type: application/json'
```

OR

```
curl -X PUT http://ch20.amd.com/v2.0/server/12/0/bios/hideTopMem?'value=true&authToken=OpaqueRef:3a15e979-bad4-84d4-45cf-98c856c6ca55' -H 'Content-type: application/x-www-form-urlencoded'
```

Response

JSON Data.

Failure Response

```
{"result" : "", "error" : {"code" : "HTTP Error Code", "message" : "Failure: ERROR MESSAGE"}}
```

Here is the API and its successful response with the data:

```
-bash-3.2$ curl -X PUT http://ch10.amd.com/v2.0/servers/0/0/bios/hideTopMem -d '{"value": true, "username":"admin","password":"seamicro"}' -H 'content-type:application/json'
```

```
"enable"
```

Set server BIOS hide top mem within a given range of available servers

This API sets a server bios hide top mem within a given range of available servers on a chassis.

```
curl -X PUT http://ch20.amd.com/v2.0/server/12/0-33/5/bios/hideTopMem -d '{"value": true, "username": "john", "password": "jsecret"}' -H 'Content-type: application/json'
```

OR

```
curl -X PUT http://ch20.amd.com/v2.0/server/12/0-33/5/bios/hideTopMem?value=true&username=john&password=jsecret -H 'Content-type: application/x-www-form-urlencoded'
```

OR

```
curl -X PUT http://ch20.amd.com/v2.0/server/12/0-33/5/bios/hideTopMem -d '{"value": true, "authtoken": "OpaqueRef:3a15e979-bad4-84d4-45cf-98c856c6ca55"}' -H 'Content-type: application/json'
```

OR

```
curl -X PUT http://ch20.amd.com/v2.0/server/12/0-33/5/bios/hideTopMem?value=true&authtoken=OpaqueRef:3a15e979-bad4-84d4-45cf-98c856c6ca55 -H 'Content-type: application/x-www-form-urlencoded'
```

Response

JSON Data.

Failure Response

```
{"result" : "", "error" : {"code" : "HTTP Error Code", "message" : "Failure: ERROR MESSAGE"}}
```

Here is the API and its successful response with the data:

```
-bash-3.2$ curl -X PUT http://ch10.amd.com/v2.0/servers/12/0-33/5/bios/hideTopMem -d '{"value": true, "username": "admin", "password": "seamicro"}' -H 'content-type: application/json'
```

```
"enable"
```

Unset server BIOS hide top mem

This API unsets/disable a server bios hide top mem.

```
curl -X PUT http://ch20.amd.com/v2.0/server/12/0/bios/hideTopMem -d '{"value": false, "username": "john", "password": "jsecret"}' -H 'Content-type: application/json'
```

OR

```
curl -X PUT http://ch20.amd.com/v2.0/server/12/0/bios/hideTopMem?'value=false&username=john&password=jsecret' -H 'Content-type: application/x-www-form-urlencoded'
```

OR

```
curl -X PUT http://ch20.amd.com/v2.0/server/12/0/bios/hideTopMem -d '{"value": false, "authToken": "OpaqueRef:3a15e979-bad4-84d4-45cf-98c856c6ca55"}' -H 'Content-type: application/json'
```

OR

```
curl -X PUT http://ch20.amd.com/v2.0/server/12/0/bios/hideTopMem?value=false&authToken=OpaqueRef:3a15e979-bad4-84d4-45cf-98c856c6ca55' -H 'Content-type: application/x-www-form-urlencoded'
```

Response

JSON Data.

Failure Response

```
{"result" : "", "error" : {"code" : "HTTP Error Code", "message" : "Failure: ERROR MESSAGE"}}
```

Here is the API and its successful response with the data:

```
-bash-3.2$ curl -X PUT http://ch10.amd.com/v2.0/servers/0/0/bios/hideTopMem -d '{"value": false, "username": "admin", "password": "seamicro"}' -H 'content-type:application/json'
```

```
"disable"
```

Unset server BIOS hide top mem within a given range of available servers

This API unsets/disable a server bios hide top mem within a given range of available servers on a chassis.

```
curl -X PUT http://ch20.amd.com/v2.0/server/12/0-29/7/bios/hideTopMem -d '{"value": false, "username": "john", "password": "jsecret"}' -H 'Content-type: application/json'
```

OR

```
curl -X PUT http://ch20.amd.com/v2.0/server/12/0-29/7/bios/hideTopMem?value=false&username=john&password=jsecret -H 'Content-type: application/x-www-form-urlencoded'
```

OR

```
curl -X PUT http://ch20.amd.com/v2.0/server/12/0-29/7/bios/hideTopMem -d '{"value": false, "authtoken": "OpaqueRef:3a15e979-bad4-84d4-45cf-98c856c6ca55"}' -H 'Content-type: application/json'
```

OR

```
curl -X PUT http://ch20.amd.com/v2.0/server/12/0-29/7/bios/hideTopMem?value=false&authtoken=OpaqueRef:3a15e979-bad4-84d4-45cf-98c856c6ca55' -H 'Content-type: application/x-www-form-urlencoded'
```

Response

JSON Data.

Failure Response

```
{"result" : "", "error" : {"code" : "HTTP Error Code", "message" : "Failure: ERROR MESSAGE"}}
```

Here is the API and its successful response with the data:

```
-bash-3.2$ curl -X PUT http://ch10.amd.com/v2.0/servers/12/0-29/7/bios/hideTopMem -d '{"value": false, "username": "admin", "password": "seamicro"}' -H 'content-type: application/json'
```

```
"disable"
```

Set server BIOS hyper threading

This API sets a server bios hyper threading.

```
curl -X PUT http://ch20.amd.com/v2.0/server/12/0/bios/hyperThreading -d '{"value": true, "username": "john", "password": "jsecret"}' -H 'Content-type: application/json'
```

OR

```
curl -X PUT http://ch20.amd.com/v2.0/server/12/0/bios/hyperThreading?value=true&username=john&password=jsecret -H 'Content-type: application/x-www-form-urlencoded'
```

OR

```
curl -X PUT http://ch20.amd.com/v2.0/server/12/0/bios/hyperThreading -d '{"value": true, "authToken": "OpaqueRef:3a15e979-bad4-84d4-45cf-98c856c6ca55"}' -H 'Content-type: application/json'
```

OR

```
curl -X PUT http://ch20.amd.com/v2.0/server/12/0/bios/hyperThreading?value=true&authToken=OpaqueRef:3a15e979-bad4-84d4-45cf-98c856c6ca55 -H 'Content-type: application/x-www-form-urlencoded'
```

Response

JSON Data.

Failure Response

```
{"result" : "", "error" : {"code" : "HTTP Error Code", "message" : "Failure: ERROR MESSAGE"}}
```

Here is the API and its successful response with the data:

```
-bash-3.2$ curl -X PUT http://ch10.amd.com/v2.0/servers/0/0/bios/hyperThreading -d '{"value": true, "username": "admin", "password": "seamicro"}' -H 'content-type: application/json'
```

```
"enable"
```

Set server BIOS hyper threading within a given range of available servers

This API sets a server bios hyper threading within a given range of available servers on a chassis.

```
curl -X PUT http://ch20.amd.com/v2.0/server/12/0-38/0/bios/hyperThreading -d '{"value": true, "username": "john", "password": "jsecret"}' -H 'Content-type: application/json'
```

OR

```
curl -X PUT http://ch20.amd.com/v2.0/server/12/0-38/0/bios/hyperThreading?value=true&username=john&password=jsecret -H 'Content-type: application/x-www-form-urlencoded'
```

OR

```
curl -X PUT http://ch20.amd.com/v2.0/server/12/0-38/0/bios/hyperThreading -d '{"value": true, "authToken": "OpaqueRef:3a15e979-bad4-84d4-45cf-98c856c6ca55"}' -H 'Content-type: application/json'
```

OR

```
curl -X PUT http://ch20.amd.com/v2.0/server/12/0-38/0/bios/hyperThreading?value=true&authToken=OpaqueRef:3a15e979-bad4-84d4-45cf-98c856c6ca55' -H 'Content-type: application/x-www-form-urlencoded'
```

Response

JSON Data.

Failure Response

```
{"result" : "", "error" : {"code" : "HTTP Error Code", "message" : "Failure: ERROR MESSAGE"}}
```

Here is the API and its successful response with the data:

```
-bash-3.2$ curl -X PUT http://ch10.amd.com/v2.0/servers/12/0-38/0/bios/hyperThreading -d '{"value": true, "username": "admin", "password": "seamicro"}' -H 'content-type:application/json'
```

```
"enable"
```

Unset server BIOS hyper threading

This API unsets a server bios hyper threading.

```
curl -X PUT http://ch20.amd.com/v2.0/server/12/0/bios/hyperThreading -d '{"value": false, "username": "john", "password": "jsecret"}' -H 'Content-type: application/json'
```

OR

```
curl -X PUT http://ch20.amd.com/v2.0/server/12/0/bios/hyperThreading?value=false&username=john&password=jsecret -H 'Content-type: application/x-www-form-urlencoded'
```

OR

```
curl -X PUT http://ch20.amd.com/v2.0/server/12/0/bios/hyperThreading -d '{"value": false, "authtoken": "OpaqueRef:3a15e979-bad4-84d4-45cf-98c856c6ca55"}' -H 'Content-type: application/json'
```

OR

```
curl -X PUT http://ch20.amd.com/v2.0/server/12/0/bios/hyperThreading?value=false&authtoken=OpaqueRef:3a15e979-bad4-84d4-45cf-98c856c6ca55 -H 'Content-type: application/x-www-form-urlencoded'
```

Response

JSON Data.

Failure Response

```
{"result" : "", "error" : {"code" : "HTTP Error Code", "message" : "Failure: ERROR MESSAGE"}}
```

Here is the API and its successful response with the data:

```
-bash-3.2$ curl -X PUT http://ch10.amd.com/v2.0/servers/0/0/bios/hyperThreading -d '{"value": false, "username": "admin", "password": "seamicro"}' -H 'content-type:application/json'
```

```
"disable"
```

Unset server BIOS hyper threading within a given range of available servers

This API unsets a server bios hyper threading within a given range of available servers on a chassis.

```
curl -X PUT http://ch20.amd.com/v2.0/server/12/0-55/0/bios/hyperThreading -d '{"value": false, "username": "john", "password": "jsecret"}' -H 'Content-type: application/json'
```

OR

```
curl -X PUT http://ch20.amd.com/v2.0/server/12/0-55/0/bios/hyperThreading?value=false&username=john&password=jsecret -H 'Content-type: application/x-www-form-urlencoded'
```

OR

```
curl -X PUT http://ch20.amd.com/v2.0/server/12/0-55/0/bios/hyperThreading -d '{"value": false, "authToken": "OpaqueRef:3a15e979-bad4-84d4-45cf-98c856c6ca55"}' -H 'Content-type: application/json'
```

OR

```
curl -X PUT http://ch20.amd.com/v2.0/server/12/0-55/0/bios/hyperThreading?value=false&authToken=OpaqueRef:3a15e979-bad4-84d4-45cf-98c856c6ca55 -H 'Content-type: application/x-www-form-urlencoded'
```

Response

JSON Data.

Failure Response

```
{"result" : "", "error" : {"code" : "HTTP Error Code", "message" : "Failure: ERROR MESSAGE"}}
```

Here is the API and its successful response with the data:

```
-bash-3.2$ curl -X PUT http://ch10.amd.com/v2.0/servers/12/0-55/0/bios/hyperThreading -d '{"value": false, "username": "admin", "password": "seamicro"}' -H 'content-type: application/json'
```

"disable"

Set server tagged VLANs

This API sets a server tagged VLANs.

```
curl -X PUT http://ch20.amd.com/v2.0/server/12/0/nic/0/taggedVlans -d '{"add": "12-15", "username": "john", "password": "jsecret"}' -H 'Content-type: application/json'
```

OR

```
curl -X PUT http://ch20.amd.com/v2.0/server/12/0/nic/0/taggedVlans?'add=12-15&username=john&password=jsecret' -H 'Content-type: application/x-www-form-urlencoded'
```

OR

```
curl -X PUT http://ch20.amd.com/v2.0/server/12/0/nic/1/taggedVlans -d '{"value": 4094, "authToken": "OpaqueRef:3a15e979-bad4-84d4-45cf-98c856c6ca55"}' -H 'Content-type: application/json'
```

OR

```
curl -X PUT http://ch20.amd.com/v2.0/server/12/0/nic/1/taggedVlans?'value=4094&authToken=OpaqueRef:3a15e979-bad4-84d4-45cf-98c856c6ca55' -H 'Content-type: application/x-www-form-urlencoded'
```

Response

JSON Data.

Failure Response

```
{"result" : "", "error" : {"code" : "HTTP Error Code", "message" : "Failure: ERROR MESSAGE"}}
```

Here is the API and its successful response with the data:

```
-bash-3.2$ curl -X PUT http://ch10.amd.com/v2.0/servers/0/0/nic/0/taggedVlans -d '{"add": 12-65, "username":"admin","password":"seamicro"}' -H 'content-type:application/json'
```

```
"12-65"
```

Set server tagged VLANs within a given range of available servers

This API sets a server tagged VLANs within a given range of available servers on a chassis.

```
curl -X PUT http://ch20.amd.com/v2.0/server/12/0-45/0/nic/0/taggedVlans -d '{"add": "12-15", "username": "john", "password": "jsecret"}' -H 'Content-type: application/json'
```

OR

```
curl -X PUT http://ch20.amd.com/v2.0/server/12/0-45/0/nic/0/taggedVlans?'add=12-15&username=john&password=jsecret' -H 'Content-type: application/x-www-form-urlencoded'
```

OR

```
curl -X PUT http://ch20.amd.com/v2.0/server/12/0-45/0/nic/1/taggedVlans -d '{"value": 4094, "authtoken": "OpaqueRef:3a15e979-bad4-84d4-45cf-98c856c6ca55"}' -H 'Content-type: application/json'
```

OR

```
curl -X PUT http://ch20.amd.com/v2.0/server/12/0-45/0/nic/1/taggedVlans?'value=4094&authtoken=OpaqueRef:3a15e979-bad4-84d4-45cf-98c856c6ca55' -H 'Content-type: application/x-www-form-urlencoded'
```

Response

JSON Data.

Failure Response

```
{"result" : "", "error" : {"code" : "HTTP Error Code", "message" : "Failure: ERROR MESSAGE"}}
```

Here is the API and its successful response with the data:

```
-bash-3.2$ curl -X PUT http://ch10.amd.com/v2.0/servers/12/0-45/0/nic/0/taggedVlans -d '{"add": 12-65, "username":"admin","password":"seamicro"}' -H 'content-type:application/json'
```

```
"12-65"
```

Unset server tagged VLAN

This API unsets/removes a server tagged VLAN.

```
curl -X PUT http://ch20.amd.com/v2.0/server/12/0/nic/0/taggedVlans -d '{"remove": "12-15", "username": "john", "password": "jsecret"}' -H 'Content-type: application/json'
```

OR

```
curl -X PUT http://ch20.amd.com/v2.0/server/12/0/nic/0/taggedVlans?'remove=12-15&username=john&password=jsecret' -H 'Content-type: application/x-www-form-urlencoded'
```

OR

```
curl -X PUT http://ch20.amd.com/v2.0/server/12/0/nic/1/taggedVlans -d '{"remove": 4094, "authtoken": "OpaqueRef:3a15e979-bad4-84d4-45cf-98c856c6ca55"}' -H 'Content-type: application/json'
```

OR

```
curl -X PUT http://ch20.amd.com/v2.0/server/12/0/nic/1/taggedVlans?'remove=12-15&authtoken=OpaqueRef:3a15e979-bad4-84d4-45cf-98c856c6ca55' -H 'Content-type: application/x-www-form-urlencoded'
```

Response

JSON Data.

Failure Response

```
{"result" : "", "error" : {"code" : "HTTP Error Code", "message" : "Failure: ERROR MESSAGE"}}
```

Here is the API and its successful response with the data:

```
-bash-3.2$ curl -X PUT http://ch10.amd.com/v2.0/servers/0/0/nic/0/taggedVlans -d '{"remove": "12-15", "username":"admin","password":"seamicro"}' -H 'content-type:application/json'
```

```
"12-15"
```


Unset server tagged VLAN within a given range of available servers

This API unsets/removes a server tagged VLAN within a given range of available servers on a chassis.

```
curl -X PUT http://ch20.amd.com/v2.0/server/12/0-43/0/nic/0/taggedVlans -d '{"remove": "12-15", "username": "john", "password": "jsecret"}' -H 'Content-type: application/json'
```

OR

```
curl -X PUT http://ch20.amd.com/v2.0/server/12/0-43/0/nic/0/taggedVlans?'remove=12-15&username=john&password=jsecret' -H 'Content-type: application/x-www-form-urlencoded'
```

OR

```
curl -X PUT http://ch20.amd.com/v2.0/server/12/0-43/0/nic/1/taggedVlans -d '{"remove": 4094, "authtoken": "OpaqueRef:3a15e979-bad4-84d4-45cf-98c856c6ca55"}' -H 'Content-type: application/json'
```

OR

```
curl -X PUT http://ch20.amd.com/v2.0/server/12/0-43/0/nic/1/taggedVlans?'remove=12-15&authtoken=OpaqueRef:3a15e979-bad4-84d4-45cf-98c856c6ca55' -H 'Content-type: application/x-www-form-urlencoded'
```

Response

JSON Data.

Failure Response

```
{"result" : "", "error" : {"code" : "HTTP Error Code", "message" : "Failure: ERROR MESSAGE"}}
```

Here is the API and its successful response with the data:

```
-bash-3.2$ curl -X PUT http://ch10.amd.com/v2.0/servers/12/0-43/0/nic/0/taggedVlans -d '{"remove": "12-15", "username":"admin","password":"seamicro"}' -H 'content-type:application/json'
```

```
"12-15"
```

Set server untagged VLAN

This API sets a server untagged VLAN.

```
curl -X PUT http://ch20.amd.com/v2.0/server/12/0/nic/0/untaggedVlan -d '{"add": 17, "username": "john", "password": "jsecret"}' -H 'Content-type: application/json'
```

OR

```
curl -X PUT http://ch20.amd.com/v2.0/server/12/0/nic/0/untaggedVlan?'add=17&username=john&password=jsecret' -H 'Content-type: application/x-www-form-urlencoded'
```

OR

```
curl -X PUT http://ch20.amd.com/v2.0/server/12/0/nic/1/untaggedVlan -d '{"add": 17, "authToken": "OpaqueRef:3a15e979-bad4-84d4-45cf-98c856c6ca55"}' -H 'Content-type: application/json'
```

OR

```
curl -X PUT http://ch20.amd.com/v2.0/server/12/0/nic/1/untaggedVlan?'add=17&authToken=OpaqueRef:3a15e979-bad4-84d4-45cf-98c856c6ca55' -H 'Content-type: application/x-www-form-urlencoded'
```

Response

JSON Data.

Failure Response

```
{"result" : "", "error" : {"code" : "HTTP Error Code", "message" : "Failure: ERROR MESSAGE"}}
```

Here is the API and its successful response with the data:

```
-bash-3.2$ curl -X PUT http://ch10.amd.com/v2.0/servers/0/0/nic/0/untaggedVlans -d '{"value": 12, "username":"admin","password":"seamicro"}' -H 'content-type:application/json'
```

12

Set server untagged VLAN within a given range of available servers

This API sets a server untagged VLAN within a given range of available servers on a chassis.

```
curl -X PUT http://ch20.amd.com/v2.0/server/12/0-62/0/nic/0/untaggedVlan -d '{"add": 17, "username": "john", "password": "jsecret"}' -H 'Content-type: application/json'
```

OR

```
curl -X PUT http://ch20.amd.com/v2.0/server/12/0-62/0/nic/0/untaggedVlan?add=17&username=john&password=jsecret -H 'Content-type: application/x-www-form-urlencoded'
```

OR

```
curl -X PUT http://ch20.amd.com/v2.0/server/12/0-62/0/nic/1/untaggedVlan -d '{"add": 17, "authToken": "OpaqueRef:3a15e979-bad4-84d4-45cf-98c856c6ca55"}' -H 'Content-type: application/json'
```

OR

```
curl -X PUT http://ch20.amd.com/v2.0/server/12/0-62/0/nic/1/untaggedVlan?add=17&authToken=OpaqueRef:3a15e979-bad4-84d4-45cf-98c856c6ca55 -H 'Content-type: application/x-www-form-urlencoded'
```

Response

JSON Data.

Failure Response

```
{"result" : "", "error" : {"code" : "HTTP Error Code", "message" : "Failure: ERROR MESSAGE"}}
```

Here is the API and its successful response with the data:

```
-bash-3.2$ curl -X PUT http://ch10.amd.com/v2.0/servers/12/0-62/0/nic/0/untaggedVlans -d '{"value": 12, "username": "admin", "password": "seamicro"}' -H 'content-type:application/json'
```

12

Unset server untagged VLAN

This API unsets a server untagged VLAN.

```
curl -X PUT http://ch20.amd.com/v2.0/server/12/0/nic/0/untaggedVlan -d '{"remove": 17, "username": "john", "password": "jsecret"}' -H 'Content-type: application/json'
```

OR

```
curl -X PUT http://ch20.amd.com/v2.0/server/12/0/nic/0/untaggedVlan?remove=17&username=john&password=jsecret -H 'Content-type: application/x-www-form-urlencoded'
```

OR

```
curl -X PUT http://ch20.amd.com/v2.0/server/12/0/nic/1/untaggedVlan -d '{"remove": 17, "authToken": "OpaqueRef:3a15e979-bad4-84d4-45cf-98c856c6ca55"}' -H 'Content-type: application/json'
```

OR

```
curl -X PUT http://ch20.amd.com/v2.0/server/12/0/nic/1/untaggedVlan?value=17&authToken=OpaqueRef:3a15e979-bad4-84d4-45cf-98c856c6ca55 -H 'Content-type: application/x-www-form-urlencoded'
```

Response

JSON Data.

Failure Response

```
{"result" : "", "error" : {"code" : "HTTP Error Code", "message" : "Failure: ERROR MESSAGE"}}
```

Here is the API and its successful response with the data:

```
-bash-3.2$ curl -X PUT http://ch10.amd.com/v2.0/servers/0/0/nic/0/untaggedVlans -d '{"value": false, "username":"admin","password":"seamicro"}' -H 'content-type:application/json'
```

12

Unset server untagged VLAN within a given range of available servers

This API unsets a server untagged VLAN within a given range of available servers on a chassis.

```
curl -X PUT http://ch20.amd.com/v2.0/server/12/0-42/0/nic/0/untaggedVlan -d '{"remove": 17, "username": "john", "password": "jsecret"}' -H 'Content-type: application/json'
```

OR

```
curl -X PUT http://ch20.amd.com/v2.0/server/12/0-42/0/nic/0/untaggedVlan?remove=17&username=john&password=jsecret' -H 'Content-type: application/x-www-form-urlencoded'
```

OR

```
curl -X PUT http://ch20.amd.com/v2.0/server/12/0-42/0/nic/1/untaggedVlan -d '{"remove": 17, "authtoken": "OpaqueRef:3a15e979-bad4-84d4-45cf-98c856c6ca55"}' -H 'Content-type: application/json'
```

OR

```
curl -X PUT http://ch20.amd.com/v2.0/server/12/0-42/0/nic/1/untaggedVlan?value=17 &authtoken=OpaqueRef:3a15e979-bad4-84d4-45cf-98c856c6ca55' -H 'Content-type: application/x-www-form-urlencoded'
```

Response

JSON Data.

Failure Response

```
{"result" : "", "error" : {"code" : "HTTP Error Code", "message" : "Failure: ERROR MESSAGE"}}
```

Here is the API and its successful response with the data:

```
-bash-3.2$ curl -X PUT http://ch10.amd.com/v2.0/servers/12/0-42/0/nic/0/untaggedVlans -d '{"value": false, "username": "admin", "password": "seamicro"}' -H 'content-type:application/json'
```

12

Set server VLAN untagged traffic drop

This API sets a server VLAN untagged traffic drop on a given server nic.

```
curl -X PUT http://ch20.amd.com/v2.0/server/12/0/nic/1/untaggedTrafficDrop -d '{"value": true, "username": "john", "password": "jsecret"}' -H 'Content-type: application/json'
```

OR

```
curl -X PUT http://ch20.amd.com/v2.0/server/12/0/nic/1/untaggedTrafficDrop?'value=true&username=john&password=jsecret' -H 'Content-type: application/x-www-form-urlencoded'
```

OR

```
curl -X PUT http://ch20.amd.com/v2.0/server/12/0/nic/1/untaggedTrafficDrop -d '{"value": true, "authtoken": "OpaqueRef:3a15e979-bad4-84d4-45cf-98c856c6ca55"}' -H 'Content-type: application/json'
```

OR

```
curl -X PUT http://ch20.amd.com/v2.0/server/12/0/nic/1/untaggedTrafficDrop?'value=true&authtoken=OpaqueRef:3a15e979-bad4-84d4-45cf-98c856c6ca55' -H 'Content-type: application/x-www-form-urlencoded'
```

Response

JSON Data.

Failure Response

```
{"result" : "", "error" : {"code" : "HTTP Error Code", "message" : "Failure: ERROR MESSAGE"}}
```

Here is the API and its successful response with the data:

```
-bash-3.2$ curl -X PUT http://ch10.amd.com/v2.0/servers/0/0/nic/0/untaggedTrafficDrop -d '{"value": true, "username":"admin","password":"seamicro"}' -H 'content-type:application/json'
```

```
"untagged-traffic-drop"
```

Set server VLAN untagged traffic drop within a given range of available servers

This API sets a server VLAN untagged traffic drop within a given range of available servers and a given nic.

```
curl -X PUT http://ch20.amd.com/v2.0/server/12/0-44/0/nic/1/untaggedTrafficDrop -d '{"value": true, "username": "john", "password": "jsecret"}' -H 'Content-type: application/json'
```

OR

```
curl -X PUT http://ch20.amd.com/v2.0/server/12/0-44/0/nic/1/untaggedTrafficDrop?value=true&username=john&password=jsecret -H 'Content-type: application/x-www-form-urlencoded'
```

OR

```
curl -X PUT http://ch20.amd.com/v2.0/server/12/0-44/0/nic/1/untaggedTrafficDrop -d '{"value": true, "authtoken": "OpaqueRef:3a15e979-bad4-84d4-45cf-98c856c6ca55"}' -H 'Content-type: application/json'
```

OR

```
curl -X PUT http://ch20.amd.com/v2.0/server/12/0-44/0/nic/1/untaggedTrafficDrop?value=true&authtoken=OpaqueRef:3a15e979-bad4-84d4-45cf-98c856c6ca55 -H 'Content-type: application/x-www-form-urlencoded'
```

Response

JSON Data.

Failure Response

```
{"result" : "", "error" : {"code" : "HTTP Error Code", "message" : "Failure: ERROR MESSAGE"}}
```

Here is the API and its successful response with the data:

```
-bash-3.2$ curl -X PUT http://ch10.amd.com/v2.0/servers/12/0-44/0/nic/0/untaggedTrafficDrop -d '{"value": true, "username": "admin", "password": "seamicro"}' -H 'content-type:application/json'
```

“untagged-traffic-drop”

Unset server VLAN untagged traffic drop

This API unsets a server VLAN untagged traffic drop on a given server nic.

```
curl -X PUT http://ch20.amd.com/v2.0/server/12/0/nic/1/untaggedTrafficDrop -d '{"value": false, "username": "john", "password": "jsecret"}' -H 'Content-type: application/json'
```

OR

```
curl -X PUT http://ch20.amd.com/v2.0/server/12/0/nic/1/untaggedTrafficDrop?value=false&username=john&password=jsecret -H 'Content-type: application/x-www-form-urlencoded'
```

OR

```
curl -X PUT http://ch20.amd.com/v2.0/server/12/0/nic/1/untaggedTrafficDrop -d '{"value": false, "authtoken": "OpaqueRef:3a15e979-bad4-84d4-45cf-98c856c6ca55"}' -H 'Content-type: application/json'
```

OR

```
curl -X PUT http://ch20.amd.com/v2.0/server/12/0/nic/1/untaggedTrafficDrop?value=false&authtoken=OpaqueRef:3a15e979-bad4-84d4-45cf-98c856c6ca55 -H 'Content-type: application/x-www-form-urlencoded'
```

Response

JSON Data.

Failure Response

```
{"result" : "", "error" : {"code" : "HTTP Error Code", "message" : "Failure: ERROR MESSAGE"}}
```

Here is the API and its successful response with the data:

```
-bash-3.2$ curl -X PUT http://ch10.amd.com/v2.0/servers/0/0/nic/0/untaggedTrafficDrop -d '{"value": false, "username":"admin","password":"seamicro"}' -H 'content-type:application/json'
```


“untagged-traffic-drop”

Unset server VLAN untagged traffic drop within a given range of available servers

This API unsets a server VLAN untagged traffic drop within a given range of available servers and a given nic.

```
curl -X PUT http://ch20.amd.com/v2.0/server/12/0-46/0/nic/1/untaggedTrafficDrop -d '{"value": false, "username": "john", "password": "jsecret"}' -H 'Content-type: application/json'
```

OR

```
curl -X PUT http://ch20.amd.com/v2.0/server/12/0-46/0/nic/1/untaggedTrafficDrop?'value=false&username=john&password=jsecret' -H 'Content-type: application/x-www-form-urlencoded'
```

OR

```
curl -X PUT http://ch20.amd.com/v2.0/server/12/0-46/0/nic/1/untaggedTrafficDrop -d '{"value": false, "authtoken": "OpaqueRef:3a15e979-bad4-84d4-45cf-98c856c6ca55"}' -H 'Content-type: application/json'
```

OR

```
curl -X PUT http://ch20.amd.com/v2.0/server/12/0-46/0/nic/1/untaggedTrafficDrop?'value=false &authtoken=OpaqueRef:3a15e979-bad4-84d4-45cf-98c856c6ca55' -H 'Content-type: application/x-www-form-urlencoded'
```

Response

JSON Data.

Failure Response

```
{"result" : "", "error" : {"code" : "HTTP Error Code", "message" : "Failure: ERROR MESSAGE"}}
```

Here is the API and its successful response with the data:

```
-bash-3.2$ curl -X PUT http://ch10.amd.com/v2.0/servers/12/0-46/0/nic/0/untaggedTrafficDrop -d '{"value": false, "username": "admin", "password": "seamicro"}' -H 'content-type: application/json'
"untagged-traffic-drop"
```

Set server VLAN pass through mode

This API sets a server VLAN pass through mode on a given server nic.

```
curl -X PUT http://ch20.amd.com/v2.0/server/12/0/nic/1/passThroughMode -d '{"value": true, "username": "john", "password": "jsecret"}' -H 'Content-type: application/json'
```

OR

```
curl -X PUT http://ch20.amd.com/v2.0/server/12/0/nic/1/passThroughMode?'value=true&username=john&password=jsecret' -H 'Content-type: application/x-www-form-urlencoded'
```

OR

```
curl -X PUT http://ch20.amd.com/v2.0/server/12/0/nic/1/passThroughMode -d '{"value": true, "authToken": "OpaqueRef:3a15e979-bad4-84d4-45cf-98c856c6ca55"}' -H 'Content-type: application/json'
```

OR

```
curl -X PUT http://ch20.amd.com/v2.0/server/12/0/nic/1/passThroughMode?'value=true&authToken=OpaqueRef:3a15e979-bad4-84d4-45cf-98c856c6ca55' -H 'Content-type: application/x-www-form-urlencoded'
```

Response

JSON Data.

Failure Response

```
{"result" : "", "error" : {"code" : "HTTP Error Code", "message" : "Failure: ERROR MESSAGE"}}
```

Here is the API and its successful response with the data:

```
-bash-3.2$ curl -X PUT http://ch10.amd.com/v2.0/servers/0/0/nic/0/vlanPassThroughMode -d '{"value": true, "username": "admin", "password": "seamicro"}' -H 'content-type:application/json'
```

“vlan-pass-through-mode”

Set server VLAN pass through mode within a given range of available servers

This API sets a server VLAN pass through mode within a given range of available servers and a given nic.

```
curl -X PUT http://ch20.amd.com/v2.0/server/12/0-56/5/nic/1/passThroughMode -d '{"value": true, "username": "john", "password": "jsecret"}' -H 'Content-type: application/json'
```

OR

```
curl -X PUT http://ch20.amd.com/v2.0/server/12/0-56/5/nic/1/passThroughMode?value=true&username=john&password=jsecret -H 'Content-type: application/x-www-form-urlencoded'
```

OR

```
curl -X PUT http://ch20.amd.com/v2.0/server/12/0-56/5/nic/1/passThroughMode -d '{"value": true, "authtoken": "OpaqueRef:3a15e979-bad4-84d4-45cf-98c856c6ca55"}' -H 'Content-type: application/json'
```

OR

```
curl -X PUT http://ch20.amd.com/v2.0/server/12/0-56/5/nic/1/passThroughMode?value=true&authtoken=OpaqueRef:3a15e979-bad4-84d4-45cf-98c856c6ca55 -H 'Content-type: application/x-www-form-urlencoded'
```

Response

JSON Data.

Failure Response

```
{"result" : "", "error" : {"code" : "HTTP Error Code", "message" : "Failure: ERROR MESSAGE"}}
```

Here is the API and its successful response with the data:

```
-bash-3.2$ curl -X PUT http://ch10.amd.com/v2.0/servers/12/0-56/5/nic/0/vlanPassThroughMode -d '{"value": true, "username": "admin", "password": "seamicro"}' -H 'content-type: application/json'
"vlan-pass-through-mode"
```

Unset server VLAN pass through mode

This API unsets a server VLAN pass through mode on a given server nic.

```
curl -X PUT http://ch20.amd.com/v2.0/server/12/0/nic/1/passThroughMode -d '{"value": false, "username": "john", "password": "jsecret"}' -H 'Content-type: application/json'
```

OR

```
curl -X PUT http://ch20.amd.com/v2.0/server/12/0/nic/1/passThroughMode?value=false&username=john&password=jsecret -H 'Content-type: application/x-www-form-urlencoded'
```

OR

```
curl -X PUT http://ch20.amd.com/v2.0/server/12/0/nic/1/passThroughMode -d '{"value": false, "authtoken": "OpaqueRef:3a15e979-bad4-84d4-45cf-98c856c6ca55"}' -H 'Content-type: application/json'
```

OR

```
curl -X PUT http://ch20.amd.com/v2.0/server/12/0/nic/1/passThroughMode?value=false&authtoken=OpaqueRef:3a15e979-bad4-84d4-45cf-98c856c6ca55 -H 'Content-type: application/x-www-form-urlencoded'
```

Response

JSON Data.

Failure Response

```
{"result" : "", "error" : {"code" : "HTTP Error Code", "message" : "Failure: ERROR MESSAGE"}}
```

Here is the API and its successful response with the data:

```
-bash-3.2$ curl -X PUT http://ch10.amd.com/v2.0/servers/0/0/nic/0/vlanPassThroughMode -d '{"value": false, "username": "admin", "password": "seamicro"}' -H 'content-type:application/json'
```

“vlan-pass-through-mode”

Unset server VLAN pass through mode within a given range of available servers

This API unsets a server VLAN pass through mode within a given range of available servers and a given nic.

```
curl -X PUT http://ch20.amd.com/v2.0/server/12/0-18/0/nic/1/passThroughMode -d '{"value": false, "username": "john", "password": "jsecret"}' -H 'Content-type: application/json'
```

OR

```
curl -X PUT http://ch20.amd.com/v2.0/server/12/0-18/0/nic/1/passThroughMode?value=false&username=john&password=jsecret -H 'Content-type: application/x-www-form-urlencoded'
```

OR

```
curl -X PUT http://ch20.amd.com/v2.0/server/12/0-18/0/nic/1/passThroughMode -d '{"value": false, "authToken": "OpaqueRef:3a15e979-bad4-84d4-45cf-98c856c6ca55"}' -H 'Content-type: application/json'
```

OR

```
curl -X PUT http://ch20.amd.com/v2.0/server/12/0-18/0/nic/1/passThroughMode?value=false&authToken=OpaqueRef:3a15e979-bad4-84d4-45cf-98c856c6ca55 -H 'Content-type: application/x-www-form-urlencoded'
```

Response

JSON Data.

Failure Response

```
{"result" : "", "error" : {"code" : "HTTP Error Code", "message" : "Failure: ERROR MESSAGE"}}
```

Here is the API and its successful response with the data:

```
-bash-3.2$ curl -X PUT http://ch10.amd.com/v2.0/servers/12/0-18/0/nic/0/vlanPassThroughMode -d '{"value": false, "username": "admin", "password": "seamicro"}' -H 'content-type: application/json'
```

"vlan-pass-through-mode"

Set server DHCP Id Prefix and associated parameters

This API creates a server DHCP Id Prefix and assigns the given associated parameters and their values.

```
curl -X PUT http://ch20.amd.com/v2.0/server/12/0/dhcpIdPrefix -d '{"value": "MAIN", "poweron-algorithm": "random", "poweron-count": 4, "poweron-delay": 10, "username": "john", "password": "jsecret"}' -H 'Content-type: application/json'
```

OR

```
curl -X PUT http://ch20.amd.com/v2.0/server/12/0/dhcpIdPrefix?value=MAIN&poweron-algorithm=random&poweron-count=4&poweron-delay=10&username=john&password=jsecret' -H 'Content-type: application/x-www-form-urlencoded'
```

OR

```
curl -X PUT http://ch20.amd.com/v2.0/server/12/0/dhcpIdPrefix -d '{"value": "MAIN", "poweron-algorithm": "random", "poweron-count": 4, "poweron-delay": 10, "authtoken": "OpaqueRef:3a15e979-bad4-84d4-45cf-98c856c6ca55"}' -H 'Content-type: application/json'
```

OR

```
curl -X PUT http://ch20.amd.com/v2.0/server/12/0/dhcpIdPrefix?value=MAIN&poweron-algorithm=random&poweron-count=4&poweron-delay=10&authtoken=OpaqueRef:3a15e979-bad4-84d4-45cf-98c856c6ca55' -H 'Content-type: application/x-www-form-urlencoded'
```

Response

JSON Data.

Failure Response

```
{"result" : "", "error" : {"code" : "HTTP Error Code", "message" : "Failure: ERROR MESSAGE"}}
```

Parameters

The parameters “poweron-algorithm”, “poweron-count”, and “poweron-delay” are optional to be used with the API. Here are the values that could be assigned to those parameters:

poweron-algorithm – “sequential” or “random”

poweron-count – any integer number between 1 to 512

poweron-delay – 0, 5, 10, 15, 20 seconds

Here is the API and its successful response with the data:

```
-bash-3.2$ curl -X PUT http://ch10.amd.com/v2.0/servers/12/0/dhcpIdPrefix -d '{"value": "MAIN", "poweron-algorithm": "random", "poweron-count": 4, "poweron-delay": 10, "username": "admin", "password": "seamicro"}' -H 'content-type:application/json'
```

```
"MAIN"
```

Create system/global VLANs

This API creates a given range of system/global VLANs.

```
curl -X PUT http://ch20.amd.com/v2.0/chassis/system/vlans -d '{"value": "20-1002", "username": "john", "password": "jsecret"}' -H 'Content-type: application/json'
```

OR

```
curl -X PUT http://ch20.amd.com/v2.0/chassis/system/vlans?value=20-1002&username=john&password=jsecret -H 'Content-type: application/x-www-form-urlencoded'
```

OR

```
curl -X PUT http://ch20.amd.com/v2.0/chassis/system/vlans -d '{"value": 4000, "authtoken": "OpaqueRef:3a15e979-bad4-84d4-45cf-98c856c6ca55"}' -H 'Content-type: application/json'
```

OR

```
curl -X PUT http://ch20.amd.com/v2.0/chassis/system?'value=4000&
authtoken=OpaqueRef:3a15e979-bad4-84d4-45cf-98c856c6ca55' -H 'Content-type:
application/x-www-form-urlencoded'
```

Response

JSON Data.

Failure Response

```
{"result" : "", "error" : {"code" : "HTTP Error Code", "message" : "Failure: ERROR
MESSAGE"}}
```

Here is the API and its successful response with the data:

```
-bash-3.2$ curl -X PUT http://ch10.amd.com/v2.0/chassis/system/vlans -d '{"value": "20-
200", "username":"admin","password":"seamicro"}' -H 'content-type:application/json'
```

```
"20-200"
```

Delete system/global VLANs

This API delete a given range of system/global VLANs.

```
curl -X PUT http://ch20.amd.com/v2.0/chassis/system/vlan -d '{"remove": "20-1002",
"username": "john", "password": "jsecret"}' -H 'Content-type: application/json'
```

OR

```
curl -X PUT http://ch20.amd.com/v2.0/chassis/system/vlans?remove=20-
1002&username=john&password=jsecret -H 'Content-type: application/x-www-form-
-urlencoded'
```

OR

```
curl -X PUT http://ch20.amd.com/v2.0/chassis/system -d '{"remove": 200, "authtoken":
"OpaqueRef:3a15e979-bad4-84d4-45cf-98c856c6ca55"}' -H 'Content-type:
application/json'
```

OR


```
curl -X PUT http://ch20.amd.com/v2.0/chassis/system?'remove= 20-1002
&authtoken=OpaqueRef:3a15e979-bad4-84d4-45cf-98c856c6ca55' -H 'Content-type:
application/x-www-form-urlencoded'
```

Response

JSON Data.

Failure Response

```
{"result" : "", "error" : {"code" : "HTTP Error Code", "message" : "Failure: ERROR
MESSAGE"}}
```

Here is the API and its successful response with the data:

```
-bash-3.2$ curl -X PUT http://ch10.amd.com/v2.0/chassis/system/vlans -d '{"remove":
"20-200", "username":"admin","password":"seamicro"}' -H 'content-type:application/json'
"20-200"
```

Power-On a disk

This API turns on power on a disk.

```
curl -X PUT http://ch20.amd.com/v2.0/storage/disk/2/0 -d '{"action": "power-on",
"username": "john", "password": "jsecret"}' -H 'Content-type: application/json'
```

OR

```
curl -X PUT http://ch20.amd.com/v2.0/storage/disk/2/0?action=power-on&username=john&password=jsecret -H 'Content-type: application/x-www-form-urlencoded'
```

OR

```
curl -X PUT http://ch20.amd.com/v2.0/storage/disk/2/0 -d '{"action": "power-on",
"authtoken": "OpaqueRef:3a15e979-bad4-84d4-45cf-98c856c6ca55"}' -H 'Content-type:
application/json'
```

OR

```
curl -X PUT http://ch20.amd.com/v2.0/storage/disk/2/0?'action=power-on&authtoken=OpaqueRef:3a15e979-bad4-84d4-45cf-98c856c6ca55' -H 'Content-type: application/x-www-form-urlencoded'
```

Power-On disks within a given range of available disks

This API turns on power on internal disks within a given range of available disks on a chassis.

```
curl -X PUT http://ch20.amd.com/v2.0/storage/disk/2/0-7/7 -d '{"action": "power-on", "username": "john", "password": "jsecret"}' -H 'Content-type: application/json'
```

OR

```
curl -X PUT http://ch20.amd.com/v2.0/storage/disk/2/0-7/7?'action=power-on&username=john&password=jsecret' -H 'Content-type: application/x-www-form-urlencoded'
```

OR

```
curl -X PUT http://ch20.amd.com/v2.0/storage/disk/2/0-7/7 -d '{"action": "power-on", "authtoken": "OpaqueRef:3a15e979-bad4-84d4-45cf-98c856c6ca55"}' -H 'Content-type: application/json'
```

OR

```
curl -X PUT http://ch20.amd.com/v2.0/storage/disk/2/0-7/7?'action=power-on&authtoken=OpaqueRef:3a15e979-bad4-84d4-45cf-98c856c6ca55' -H 'Content-type: application/x-www-form-urlencoded'
```

Power-On an external disk

Disk Location for external disks could only be used for powering of an external disk. Location value can be obtained from the GET command on a disk. Below example shows location value, "7/0/0/13".

```
curl -X PUT http://ch20.amd.com/v2.0/storage/disk/external/7/0/0/13/power -d '{"action": "power-on", "username": "john", "password": "jsecret"}' -H 'Content-type: application/json'
```

OR

```
curl -X PUT http://ch20.amd.com/v2.0/storage/disk/external/7/0/0/13/power?'action=power-on&authtoken=OpaqueRef:3a15e979-bad4-84d4-45cf-98c856c6ca55' -H 'Content-type: application/x-www-form-urlencoded'
```

Response

JSON Data.

Failure Response

```
{"result" : "", "error" : {"code" : "HTTP Error Code", "message" : "Failure: ERROR MESSAGE"}}
```

Here is the API and its successful response with the data:

```
-bash-3.2$ curl -X PUT http://ch10.amd.com/v2.0/storage/disk/external/7/0/0/13/power-d '{"action": "power-on", "username":"admin","password":"seamicro"}' -H 'content-type:application/json'
```

```
"power-on"
```

Power-Off a disk

This API turns off power off a disk.

```
curl -X PUT http://ch20.amd.com/v2.0/disk/2/0 -d '{"action": "power-off", "username": "john", "password": "jsecret"}' -H 'Content-type: application/json'
```

OR

```
curl -X PUT http://ch20.amd.com/v2.0/disk/2/0?&action=power-off&username=john&password=jsecret -H 'Content-type: application/x-www-form-urlencoded'
```

OR

```
curl -X PUT http://ch20.amd.com/v2.0/disk/2/0 -d '{"action": "power-off", "authtoken=": "OpaqueRef:3a15e979-bad4-84d4-45cf-98c856c6ca55"}' -H 'Content-type: application/json'
```

OR

```
curl -X PUT http://ch20.amd.com/v2.0/disk/2/0?'action=power-off&authtoken=OpaqueRef:3a15e979-bad4-84d4-45cf-98c856c6ca55' -H 'Content-type: application/x-www-form-urlencoded'
```

Response

JSON Data.

application/x-www-form-urlencoded'

Power-Off disks within a given range of available disks

This API turns off power off internal disks within a given range of available disks on a chassis.

```
curl -X PUT http://ch20.amd.com/v2.0/disk/2/0-7/7 -d '{"action": "power-off", "username": "john", "password": "jsecret"}' -H 'Content-type: application/json'
```

OR

```
curl -X PUT http://ch20.amd.com/v2.0/disk/2/0-7/7?'action=power-off&username=john&password=jsecret' -H 'Content-type: application/x-www-form-urlencoded'
```

OR

```
curl -X PUT http://ch20.amd.com/v2.0/disk/2/0-7/7 -d '{"action": "power-off", "authtoken": "OpaqueRef:3a15e979-bad4-84d4-45cf-98c856c6ca55"}' -H 'Content-type: application/json'
```

OR

```
curl -X PUT http://ch20.amd.com/v2.0/disk/2/0-7/7?'action=power-off&authtoken=OpaqueRef:3a15e979-bad4-84d4-45cf-98c856c6ca55' -H 'Content-type: application/x-www-form-urlencoded'
```

Response

JSON Data.

application/x-www-form-urlencoded'

Power-Off an external disk

Power-ing off a JBOD can be done using its alias name as show in below:

```
curl -X PUT http://ch20.amd.com/v2.0/storage/disk/JBOD1/17/power -d '{"action": "power-off", "username": "john", "password": "jsecret"}' -H 'Content-type: application/json'
```

OR

```
curl -X PUT http://ch20.amd.com/v2.0/storage/disk/JBOD1/17/power?'action=power-off&authtoken=OpaqueRef:3a15e979-bad4-84d4-45cf-98c856c6ca55' -H 'Content-type: application/x-www-form-urlencoded'
```

Failure Response

```
{"result" : "", "error" : {"code" : "HTTP Error Code", "message" : "Failure: ERROR MESSAGE"}}
```

Here is the API and its successful response with the data:

```
-bash-3.2$ curl -X PUT http://ch10.amd.com/v2.0/storage/disk/JBOD1/17/power -d '{"action": "power-off", "username":"admin","password":"seamicro"}' -H 'content-type:application/json'

"power-off"
```

Power-Off an external disk using its location

Power-ing off a JBOD can be done using its alias name and also using its location as show in below:

```
curl -X PUT http://ch20.amd.com/v2.0/storage/disk/external/7/0/0/13/power -d '{"action": "power-off", "username": "john", "password": "jsecret"}' -H 'Content-type: application/json'
```

OR

```
curl -X PUT http://ch20.amd.com/v2.0/storage/disk/external/7/0/0/13/power?'action=power-off&authtoken=OpaqueRef:3a15e979-bad4-84d4-45cf-98c856c6ca55' -H 'Content-type: application/x-www-form-urlencoded'
```

Failure Response

```
{"result" : "", "error" : {"code" : "HTTP Error Code", "message" : "Failure: ERROR MESSAGE"}}
```

Here is the API and its successful response with the data:

```
-bash-3.2$ curl -X PUT http://ch10.amd.com/v2.0/storage/disk/external/7/0/0/13/power-d '{"action": "power-off", "username":"admin","password":"seamicro"}' -H 'content-type:application/json'
```

```
"power-off"
```

Activate a disk LED

This API turns on power to a disk's LED.

```
curl -X PUT http://ch20.amd.com/v2.0/storage/disk/2/0 -d '{"action": "activate-led", "username": "john", "password": "jsecret"}' -H 'Content-type: application/json'
```

OR

```
curl -X PUT http://ch20.amd.com/v2.0/storage/disk/2/0?action=activate-led&username=john&password=jsecret -H 'Content-type: application/x-www-form-urlencoded'
```

OR

```
curl -X PUT http://ch20.amd.com/v2.0/storage/disk/2/0 -d '{"action": "activate-led", "authtoken": "OpaqueRef:3a15e979-bad4-84d4-45cf-98c856c6ca55"}' -H 'Content-type: application/json'
```

OR

```
curl -X PUT http://ch20.amd.com/v2.0/storage/disk/2/0?action=activate-led&authtoken=OpaqueRef:3a15e979-bad4-84d4-45cf-98c856c6ca55 -H 'Content-type: application/x-www-form-urlencoded'
```

Response

JSON Data.

Failure Response

```
{"result" : "", "error" : {"code" : "HTTP Error Code", "message" : "Failure: ERROR MESSAGE"}}
```

Here is the API and its successful response with the data:

```
-bash-3.2$ curl -X PUT http://ch10.amd.com/v2.0/storage/disk/1/3/led -d '{"action":  
"power-on", "username":"admin","password":"seamicro"}' -H 'content-  
type:application/json'
```

```
"power-on"
```

Deactivate a disk's LED

This API deactivates a disk's LED.

```
curl -X PUT http://ch20.amd.com/v2.0/storage/disk/2/0/led -d '{"action": "deactivate-led",  
"username": "john", "password": "jsecret"}' -H 'Content-type: application/json'
```

OR

```
curl -X PUT http://ch20.amd.com/v2.0/storage/disk/2/0?action=deactivate-  
led&username=john&password=jsecret -H 'Content-type: application/x-www-form-  
urlencoded'
```

OR

```
curl -X PUT http://ch20.amd.com/v2.0/storage/disk/2/0 -d '{"action": "deactivate-led":  
"authtoken": "OpaqueRef:3a15e979-bad4-84d4-45cf-98c856c6ca55"}' -H 'Content-type:  
application/json'
```

OR

```
curl -X PUT http://ch20.amd.com/v2.0/storage/disk/2/0?action=deactivate-  
led&authtoken=OpaqueRef:3a15e979-bad4-84d4-45cf-98c856c6ca55 -H 'Content-  
type: application/x-www-form-urlencoded'
```

Response

JSON Data.

Failure Response

```
{"result" : "", "error" : {"code" : "HTTP Error Code", "message" : "Failure: ERROR MESSAGE"}}
```

Here is the API and its successful response with the data:

```
-bash-3.2$ curl -X PUT http://ch10.amd.com/v2.0/storage/disk/1/3/led -d '{"action":  
"power-off", "username":"admin","password":"seamicro"}' -H 'content-  
type:application/json'  
  
"power-off"
```

Power-On a card

This API turns on power to a card.

Www-form-urlencoded'

```
curl -X PUT http://ch20.amd.com/v2.0/chassis/scard/2 -d '{"action": "power-on",  
"username": "john", "password": "jsecre"}' -H 'Content-type: application/json'
```

OR

```
curl -X PUT http://ch20.amd.com/v2.0/chassis/scard/2?action=power-  
on&username=john&password=jsecre' -H 'Content-type: application/x-www-form-  
urlencoded'
```

OR

```
curl -X PUT http://ch20.amd.com/v2.0/chassis/scard/2 -d '{"action": "power-on",  
"authtoken": "OpaqueRef:3a15e979-bad4-84d4-45cf-98c856c6ca55"}' -H 'Content-type:  
application/json'
```

OR

```
curl -X PUT http://ch20.amd.com/v2.0/chassis/scard/2?action=power-  
on&authtoken=OpaqueRef:3a15e979-bad4-84d4-45cf-98c856c6ca55' -H 'Content-  
type: application/x-www-form-urlencoded'
```

Response

JSON Data.

Failure Response

```
{"result" : "", "error" : {"code" : "HTTP Error Code", "message" : "Failure: ERROR  
MESSAGE"}}
```

Here is the API and its successful response with the data:

```
-bash-3.2$ curl -X PUT http://ch10.amd.com/v2.0/chassis/scards/2/power -d '{"action":  
"power-on", "username":"admin","password":"seamicro"}' -H 'content-  
type:application/json'  
  
"power-on"
```

Power-Off a card

This API turns off power off a card.

```
curl -X PUT http://ch20.amd.com/v2.0/chassis/scard/2 -d '{"action": "power-off",  
"authtoken": "OpaqueRef:3a15e979-bad4-84d4-45cf-98c856c6ca55"}' -H 'Content-type:  
application/json'
```

OR

```
curl -X PUT http://ch20.amd.com/v2.0/chassis/scard/2?action=power-  
off&authtoken=OpaqueRef:3a15e979-bad4-84d4-45cf-98c856c6ca55 -H 'Content-  
type: application/x-www-form-urlencoded'
```

Response

JSON Data.

Failure Response

```
{"result" : "", "error" : {"code" : "HTTP Error Code", "message" : "Failure: ERROR  
MESSAGE"}}
```

Here is the API and its successful response with the data:

```
-bash-3.2$ curl -X PUT http://ch10.amd.com/v2.0/chassis/scards/2/power -d '{"action":  
"power-off", "username":"admin","password":"seamicro"}' -H 'content-  
type:application/json'  
  
"power-off"
```

Activate a card LED

This API turns on power to a card's LED.

```
curl -X PUT http://ch20.amd.com/v2.0/chassis/scard/2 -d '{"action": "activate-led", "username": "john", "password": "jsecre"}' -H 'Content-type: application/json'
```

OR

```
curl -X PUT http://ch20.amd.com/v2.0/chassis/scard/2?action=activate-led&username=john&password=jsecre -H 'Content-type: application/x-www-form-urlencoded'
```

OR

```
curl -X PUT http://ch20.amd.com/v2.0/chassis/scard/2 -d '{"action": "activate-led", "authToken": "OpaqueRef:3a15e979-bad4-84d4-45cf-98c856c6ca55"}' -H 'Content-type: application/json'
```

OR

```
curl -X PUT http://ch20.amd.com/v2.0/chassis/scard/2?action=activate-led&authToken=OpaqueRef:3a15e979-bad4-84d4-45cf-98c856c6ca55 -H 'Content-type: application/x-www-form-urlencoded'
```

Response

JSON Data.

Failure Response

```
{"result" : "", "error" : {"code" : "HTTP Error Code", "message" : "Failure: ERROR MESSAGE"}}
```

Here is the API and its successful response with the data:

```
-bash-3.2$ curl -X PUT http://ch10.amd.com/v2.0/chassis/scards/2/led -d '{"action": "power-on", "username": "admin", "password": "seamicro"}' -H 'content-type:application/json'
```

```
"power-on"
```

Deactivate a card's LED

This API deactivates a card's LED.

```
curl -X PUT http://ch20.amd.com/v2.0/chassis/scard/2 -d '{"action": "deactivate-led", "username": "john", "password": "jsecre"}' -H 'Content-type: application/json'
```

OR

```
curl -X PUT http://ch20.amd.com/v2.0/chassis/scard/2?action=deactivate-led&username=john&password=jsecre -H 'Content-type: application/x-www-form-urlencoded'
```

OR

```
curl -X PUT http://ch20.amd.com/v2.0/chassis/scard/2 -d '{"action": "deactivate-led", "authtoken": "OpaqueRef:3a15e979-bad4-84d4-45cf-98c856c6ca55"}' -H 'Content-type: application/json'
```

OR

```
curl -X PUT http://ch20.amd.com/v2.0/chassis/scards/2?action=deactivate-led&authtoken=OpaqueRef:3a15e979-bad4-84d4-45cf-98c856c6ca55 -H 'Content-type: application/x-www-form-urlencoded'
```

Response

JSON Data.

Failure Response

```
{"result" : "", "error" : {"code" : "HTTP Error Code", "message" : "Failure: ERROR MESSAGE"}}
```

Here is the API and its successful response with the data:

```
-bash-3.2$ curl -X PUT http://ch10.amd.com/v2.0/chassis/scards/2/led -d '{"action": "power-off", "username": "admin", "password": "seamicro"}' -H 'content-type:application/json'
```

```
"power-off"
```

Create an alias to an external disk enclosure (JBOD)

This API creates an alias.

Alias creation requires a JBOD device-id, in the below example, device-d is "11:32:56:34:17:42:77:34".

```
curl -X PUT http://ch20.amd.com/v2.0/storage/external/11:32:56:34:17:42:77:34 -d '{"value": "my-JBOD-5", "username": "john", "password": "jsecret"}' -H 'Content-type: application/json'
```

OR

```
curl -X PUT http://ch20.amd.com/v2.0/storage/external/11:32:56:34:17:42:77:34?value=my-JBOD-5&username=john&password=jsecret -H 'Content-type: application/x-www-form-urlencoded'
```

OR

```
curl -X PUT http://ch20.amd.com/v2.0/storage/external/\_11:32:56:34:17:42:77:34 -d '{"value": "my-JBOD-5", "authToken": "OpaqueRef:3a15e979-bad4-84d4-45cf-98c856c6ca55"}' -H 'Content-type: application/json'
```

OR

```
curl -X PUT http://ch20.amd.com/v2.0/storage/external/11:32:56:34:17:42:77:34?value=my-JBOD-5&authToken=OpaqueRef:3a15e979-bad4-84d4-45cf-98c856c6ca55 -H 'Content-type: application/x-www-form-urlencoded'
```

Response

JSON Data.

Failure Response

```
{"result" : "", "error" : {"code" : "HTTP Error Code", "message" : "Failure: ERROR MESSAGE"}}
```

Delete an already assigned alias to an external disk enclosure (JBOD)

This API deletes an already assigned alias to an external disk enclosure (JBOD).

```
curl -X DELETE http://ch20.amd.com/v2.0/storage/external/my-JBOD-1?username=john&password=jsecret -H 'Content-type: application/x-www-form-urlencoded'
```

OR

```
curl -X PUT http://ch20.amd.com/v2.0/storage/external/my-JBOD-1?authToken=OpaqueRef:3a15e979-bad4-84d4-45cf-98c856c6ca55' -H 'Content-type: application/x-www-form-urlencoded'
```

Response

JSON Data.

Failure Response

```
{"result" : "", "error" : {"code" : "HTTP Error Code", "message" : "Failure: ERROR MESSAGE"}}
```

Create a pool

This API creates a pool.

```
curl -X PUT http://ch20.amd.com/v2.0/storage/pool/1/twisted-pool -d '{"disks": "5,7,JBOD-1/15", "raidLevel": "none", "username": "john", "password": "jsecret"}' -H 'Content-type: application/json'
```

OR

```
curl -X PUT http://ch20.amd.com/v2.0/storage/pool/1/twisted-pool?username=john&password=jsecret' -d '{"disks": "5,7,JBOD-1/15", "raidLevel": "none"}' -H 'Content-type: application/x-www-form-urlencoded'
```

OR

```
curl -X PUT http://ch20.amd.com/v2.0/storage/pool/1/twisted-pool -d '{"action": "create", "disk-list": "5,7,JBOD-1/15", "raid-level": "none", "authToken": "OpaqueRef:3a15e979-bad4-84d4-45cf-98c856c6ca55"}' -H 'Content-type: application/json'
```

OR

```
curl -X PUT http://ch20.amd.com/v2.0/storage/pool/1/twisted-pool?action=create&disk-list=5,7,JBOD-1/15&raid-level=0&authToken=OpaqueRef:3a15e979-bad4-84d4-45cf-98c856c6ca55' -H 'Content-type: application/x-www-form-urlencoded'
```

Response

JSON Data.

Failure Response

```
{"result" : "", "error" : {"code" : "HTTP Error Code", "message" : "Failure: ERROR MESSAGE"}}
```

Delete a pool

This API deletes a given pool.

```
curl -X DELETE http://ch20.amd.com/v2.0/storage/pool/1/twisted-pool?username=john&password=jsecret -H 'Content-type: application/x-www-form-urlencoded'
```

OR

```
curl -X DELETE http://ch20.amd.com/v2.0/storage/pool/1/twisted-pool?action=delete&authToken=OpaqueRef:3a15e979-bad4-84d4-45cf-98c856c6ca55' -H 'Content-type: application/x-www-form-urlencoded'
```

Response

JSON Data.

Failure Response

```
{"result" : "", "error" : {"code" : "HTTP Error Code", "message" : "Failure: ERROR MESSAGE"}}
```

Renames a pool

This API creates a pool.

```
curl -X PUT http://ch20.amd.com/v2.0/storage/pool/1/twisted-pool -d '{"action": "rename", "new-pool-name": "good-pool", "username": "john", "password": "jsecret"}' -H 'Content-type: application/json'
```

OR

```
curl -X PUT http://ch20.amd.com/v2.0/storage/pool/1/twisted-pool?action=rename&new-pool-name=good-pool&username=john&password=jsecret -H 'Content-type: application/x-www-form-urlencoded'
```

OR

```
curl -X PUT http://ch20.amd.com/v2.0/storage/pool/1/twisted-pool -d '{"action": "rename", "new-pool-name": "good-pool", "authtoken": "OpaqueRef:3a15e979-bad4-84d4-45cf-98c856c6ca55"}' -H 'Content-type: application/json'
```

OR

```
curl -X PUT http://ch20.amd.com/v2.0/storage/pool/1/twisted-pool?%27action=rename&new-pool-name=good-pool&authtoken=OpaqueRef:3a15e979-bad4-84d4-45cf-98c856c6ca55%27 -H 'Content-type: application/x-www-form-urlencoded'
```

Response

JSON Data.

Failure Response

```
{ "result" : "", "error" : { "code" : "HTTP Error Code", "message" : "Failure: ERROR MESSAGE" } }
```

Mount a pool

This API mount a pool.

```
curl -X PUT http://ch20.amd.com/v2.0/storage/pool/1/twisted-pool -d '{"action": "mount", "username": "john", "password": "jsecret"}' -H 'Content-type: application/json'
```

OR

```
curl -X PUT http://ch20.amd.com/v2.0/storage/pool/1/twisted-pool?%27action=mount&username=john&password=jsecret%27 -H 'Content-type: application/x-www-form-urlencoded'
```

OR

```
curl -X PUT http://ch20.amd.com/v2.0/storage/pool/1/twisted-pool -d '{"action": "mount", "authtoken": "OpaqueRef:3a15e979-bad4-84d4-45cf-98c856c6ca55"}' -H 'Content-type: application/json'
```

OR

```
curl -X PUT http://ch20.amd.com/v2.0/storage/pool/1/twisted-pool?%27action=mount&authtoken=OpaqueRef:3a15e979-bad4-84d4-45cf-98c856c6ca55%27 -H 'Content-type: application/x-www-form-urlencoded'
```

Response

JSON Data.

Failure Response

```
{"result" : "", "error" : {"code" : "HTTP Error Code", "message" : "Failure: ERROR MESSAGE"}}
```

Un-mount a pool

This API unmount a pool.

```
curl -X PUT http://ch20.amd.com/v2.0/storage/pool/1/twisted-pool -d '{"action": "unmount", "username": "john", "password": "jsecret"}' -H 'Content-type: application/json'
```

OR

```
curl -X PUT http://ch20.amd.com/v2.0/storage/pool/1/twisted-pool?action=unmount&username=john&password=jsecret -H 'Content-type: application/x-www-form-urlencoded'
```

OR

```
curl -X PUT http://ch20.amd.com/v2.0/storage/pool/1/twisted-pool -d '{"action": "unmounts", "authtoken": "OpaqueRef:3a15e979-bad4-84d4-45cf-98c856c6ca55"}' -H 'Content-type: application/json'
```

OR

```
curl -X PUT http://ch20.amd.com/v2.0/storage/pool/1/twisted-pool?action=unmount&authtoken=OpaqueRef:3a15e979-bad4-84d4-45cf-98c856c6ca55 -H 'Content-type: application/x-www-form-urlencoded'
```

Response

JSON Data.

Failure Response

```
{"result" : "", "error" : {"code" : "HTTP Error Code", "message" : "Failure: ERROR MESSAGE"}}
```

Clears a slot or a group of slots

This API clears a pool slot or a group of slots. A group of slots can be given in a string separated with commas.

```
curl -X PUT http://ch20.amd.com/v2.0/storage -d '{"action": "clear-slot", "slot": 5, "username": "john", "password": "jsecret"}' -H 'Content-type: application/json'
```

OR

```
curl -X PUT http://ch20.amd.com/v2.0/storage?%27action=clear-slot&slot=5&username=john&password=jsecret -H 'Content-type: application/x-www-form-urlencoded'
```

OR

```
curl -X PUT http://ch20.amd.com/v2.0/storage -d '{"action": "clear-slot", "slot": 5, "authToken": "OpaqueRef:3a15e979-bad4-84d4-45cf-98c856c6ca55"}' -H 'Content-type: application/json'
```

OR

```
curl -X PUT http://ch20.amd.com/v2.0/storage?%27action=clear-slot&slot=5&authToken=OpaqueRef:3a15e979-bad4-84d4-45cf-98c856c6ca55 -H 'Content-type: application/x-www-form-urlencoded'
```

Response

JSON Data.

Failure Response

```
{"result" : "", "error" : {"code" : "HTTP Error Code", "message" : "Failure: ERROR MESSAGE"}}
```

Adds disks to a pool

This API adds disks to a pool.

```
curl -X POST http://ch20.amd.com/v2.0/storage/pool/1/twisted-pool -d '{"action": "add-disk", "disk-list": "5,3,JBOD-1/16", "username": "john", "password": "jsecret"}' -H 'Content-type: application/json'
```

OR

```
curl -X POST http://ch20.amd.com/v2.0/storage/pool/1/twisted-pool?'action=add-disk&disk-list=5,3,JBOD-1/16&username=john&password=jsecret' -H 'Content-type: application/x-www-form-urlencoded'
```

OR

```
curl -X POST http://ch20.amd.com/v2.0/storage/pool/1/twisted-pool -d '{"action": "add-disk", "disk-list": "5,3,JBOD-1/16", "authtoken": "OpaqueRef:3a15e979-bad4-84d4-45cf-98c856c6ca55"}' -H 'Content-type: application/json'
```

OR

```
curl -X POST http://ch20.amd.com/v2.0/storage/pool/1/twisted-pool?'action=add-disk&disk-list=5,3,JBOD-1/16&authtoken=OpaqueRef:3a15e979-bad4-84d4-45cf-98c856c6ca55' -H 'Content-type: application/x-www-form-urlencoded'
```

Response

JSON Data.

Failure Response

```
{"result": "", "error": {"code": "HTTP Error Code", "message": "Failure: ERROR MESSAGE"}}
```

Creates a volume

This API creates a volume.

```
curl -X PUT http://ch20.amd.com/v2.0/storage/volume/1/twisted-pool/vol-1 -d '{"size": "2", "username": "john", "password": "jsecret"}' -H 'Content-type: application/json'
```

OR

```
curl -X PUT http://ch20.amd.com/v2.0/storage/volume/1/twisted-pool/vol-1?'size=2&username=john&password=jsecret' -H 'Content-type: application/x-www-form-urlencoded'
```

OR

```
curl -X PUT http://ch20.amd.com/v2.0/storage/volume/1/twisted-pool/vol-1 -d '{"size": 2, "authtoken": "OpaqueRef:3a15e979-bad4-84d4-45cf-98c856c6ca55"}' -H 'Content-type: application/json'
```

OR

```
curl -X PUT http://ch20.amd.com/v2.0/storage/volume/1/twisted-pool/vol-1?'size=2&authtoken=OpaqueRef:3a15e979-bad4-84d4-45cf-98c856c6ca55' -H 'Content-type: application/x-www-form-urlencoded'
```

Response

JSON Data.

Failure Response

```
{"result" : "", "error" : {"code" : "HTTP Error Code", "message" : "Failure: ERROR MESSAGE"}}
```

Creates volumes with a given volume prefix

This API creates a required number of volumes of a given volume prefix.

```
curl -X PUT http://ch20.amd.com/v2.0/storage/volume/1/twisted-pool/myVol -d '{"action": "create-with-prefix", "volume-size": 20, "start": 1, "count": 10, "username": "john", "password": "jsecret"}' -H 'Content-type: application/json'
```

OR

```
curl -X PUT http://ch20.amd.com/v2.0/storage/volume/1/twisted-pool/myVol?'action=create-with-prefix&volume-size=20&start=1&count=10&username=john&password=jsecret' -H 'Content-type: application/x-www-form-urlencoded'
```

OR

```
curl -X PUT http://ch20.amd.com/v2.0/storage/volume/1/twisted-pool/myVol -d '{"action": "create-with-prefix", "volume-size": 20, "start": 1, "count": 10, "authtoken": "OpaqueRef:3a15e979-bad4-84d4-45cf-98c856c6ca55"}' -H 'Content-type: application/json'
```

OR

```
curl -X PUT http://ch20.amd.com/v2.0/storage/volume/1/twisted-pool/myVol?'action=create-with-prefix&volume-size=20&start=1&count=10&authtoken=OpaqueRef:3a15e979-bad4-84d4-45cf-98c856c6ca55' -H 'Content-type: application/x-www-form-urlencoded'
```

Response

JSON Data with volume prefix name on successful completion.

Failure Response

```
{"result" : "", "error" : {"code" : "HTTP Error Code", "message" : "Failure: ERROR MESSAGE"}}
```

Delete given set of volumes

This API deletes a given set of volumes.

```
Curl -X DELETE http://ch20.amd.com/v2.0/storage/volume/1/twisted-pool?action=delete-with-prefix&volume-name-prefix=smart&start=2&count=34&username=john&password=jsecret -H 'Content-type: application/x-www-form-urlencoded'
```

OR

```
curl -X DELETE http://ch20.amd.com/v2.0/storage/volume/1/twisted-pool?action=delete-with-prefix&volume-name-prefix=smart&start=2&count=34&authToken=OpaqueRef:3a15e979-bad4-84d4-45cf-98c856c6ca55 -H 'Content-type: application/x-www-form-urlencoded'
```

Response

JSON Data.

Failure Response

```
{"result" : "", "error" : {"code" : "HTTP Error Code", "message" : "Failure: ERROR MESSAGE"}}
```

Delete a volume

This API deletes a volume.

```
Curl -X DELETE http://ch20.amd.com/v2.0/storage/volume/1/twisted-pool/vol-1?username=john&password=jsecret -H 'Content-type: application/x-www-form-urlencoded'
```

OR

```
curl -X DELETE http://ch20.amd.com/v2.0/storage/volume/1/twisted-pool/vol-1?authToken=OpaqueRef:3a15e979-bad4-84d4-45cf-98c856c6ca55' -H 'Content-type: application/x-www-form-urlencoded'
```

Response

JSON Data.

Failure Response

```
{"result" : "", "error" : {"code" : "HTTP Error Code", "message" : "Failure: ERROR MESSAGE"}}
```

Assign a volume to a server

This API assigns a volume to a server.

```
Curl -X PUT http://ch20.amd.com/v2.0/server/1/0/vdisk/2 -d '{"value" : "1/twisted-pool/vol-1", "readonly":false "username", "john", "password" : "jsecure"}' -H 'Content-type: application/json'
```

OR

```
curl -X PUT http://ch20.amd.com/v2.0/server/1/0/vdisk/2 -d '{"value" : "1/twisted-pool/vol-1", "readonly":true,"authToken" : "OpaqueRef:3a15e979-bad4-84d4-45cf-98c856c6ca55"}' -H 'Content-type: application/json'
```

OR

OR

```
Curl -X PUT http://ch20.amd.com/v2.0/server/10/0/vdisk/2?value=1/twisted-pool/vol-1&readonly=false&username=admin&password=seamicro -H 'content-type:application/x-www-form-urlencoded'
```

OR

```
Curl -X PUT http://ch20.amd.com/v2.0/server/10/0/vdisk/2?value=1/twisted-pool/vol-1&readonly=false&authToken= OpaqueRef:3a15e979-bad4-84d4-45cf-98c856c6ca55' -H 'content-type:application/x-www-form-urlencoded'
```

Response

JSON Data.

Failure Response

```
{"result" : "", "error" : {"code" : "HTTP Error Code", "message" : "Failure: ERROR MESSAGE"}}
```

Assign a disk to a server

This API assigns a disk to a server.

```
Curl -X PUT http://ch20.amd.com/v2.0/server/1/0/vdisk/2 -d '{"value" : "1/2", "username", "john", "readonly":true, "password" : "jsecre"}' -H 'Content-type: application/json'
```

OR

```
curl -X PUT http://ch20.amd.com/v2.0/server/1/0/vdisk/2 -d '{"value" : "1/2", "readonly":false, "authtoken" : "OpaqueRef:3a15e979-bad4-84d4-45cf-98c856c6ca55"}' -H 'Content-type: application/json'
```

OR

```
Curl -X PUT http://ch20.amd.com/v2.0/server/1/0/vdisk/2?value=1/2&readonly=false&username=admin&password=seamicro -H 'content-type:application/x-www-form-urlencoded'
```

OR

```
http://ch20.amd.com/v2.0/server/1/0/vdisk/2?value=1/2&readonly=true&authtoken=OpaqueRef:3a15e979-bad4-84d4-45cf-98c856c6ca55 -H 'content-type:application/x-www-
```

Response

JSON Data.

Failure Response

```
{"result" : "", "error" : {"code" : "HTTP Error Code", "message" : "Failure: ERROR MESSAGE"}}
```

Remove/delete a volume or a disk assignment from a server

This API removes/deletes a disk/volume assignment from a server. After a successful command execution the vdisk number has no volume or a disk assigned.

```
Curl -X DELETE http://ch20.amd.com/v2.0/server/1/0/vdisk/2?'username=john&password=jsecret'
```

OR

```
Curl -X DELETE http://ch20.amd.com/v2.0/server/1/0/vdisk/2?'authToken=OpaqueRef:3a15e979-bad4-84d4-45cf-98c856c6ca55'
```

Response

JSON Data.

Failure Response

```
{"result" : "", "error" : {"code" : "HTTP Error Code", "message" : "Failure: ERROR MESSAGE"}}
```

Storage provision

This API performs storage provision. It creates a new pool and volumes of the required size within the available pool's capacity.

A slot or a group of slots can be used for provisioning. If a group of slots is to be provided, it should be in a string separated with commas for the slots.

```
curl -X PUT http://ch20.amd.com/v2.0/storage -d '{"action": "provision", "prov-size": "2", "slot": "7", "disk-type": "internal-disks", "prov-method": "pool-per-disk", "raidLevel": "none", "pool-name": "grandpool", "volume-name-prefix": "grand", "username": "john", "password": "jsecret"}' -H 'Content-type: application/json'
```

OR"

```
curl -X PUT http://ch20.amd.com/v2.0/storage?'action=provision&prov-size=2&slot=7&disk-type=internal-disks&prov-method=pool-per-disk&raidlevel=none&pool-name=grandpool&volume-name-prefix=grand&username=john&password=jsecret' -H 'Content-type: application/x-www-form-urlencoded'
```

OR

```
curl -X PUT http://ch20.amd.com/v2.0/storage -d '{"action": "provision", "prov-size": "2", "slot": "7", "disk-type": "internal-disks", "prov-method": "pool-per-disk", "raidLevel": "none", "pool-name": "grandpool", "volume-name-prefix": "grand", "authToken":
```

```
"OpaqueRef:3a15e979-bad4-84d4-45cf-98c856c6ca55"}' -H 'Content-type: application/json'
```

OR

```
curl -X PUT http://ch20.amd.com/v2.0/storage?'action=provision&prov-size=2&slot=7&disk-type=internal-disks&prov-method=pool-per-disk&raidLevel=none&pool-name=grandpool&volume-name-prefix=grand&authToken=OpaqueRef:3a15e979-bad4-84d4-45cf-98c856c6ca55' -H 'Content-type: application/x-www-form-urlencoded'
```

Response

JSON Data.

Failure Response

```
{"result" : "", "error" : {"code" : "HTTP Error Code", "message" : "Failure: ERROR MESSAGE"}}
```

Parameters:

prov-size – volume size in Gigabytes

disk-type – options are “internal-disks”, “external-disks” or “all”

prov-method – options are “pool-per-disk” or “pool-per-slot”

raidLevel – set to ‘none’ for non-Raid S-Cards. Valid Raid levels are those shown by CLI

Set Disk I/O mode

This API sets the disk I/O mode.

```
curl -X PUT http://ch20.amd.com/v2.0/chassis/scards/7/ioMode -d '{"value": "nofsyn-write-back", "username": "john", "password": "jsecret"}' -H 'Content-type: application/json'
```

OR

```
curl -X PUT http://ch20.amd.com/v2.0/chassis/scards/7/ioMode?value=nofsyn-write-back&username=john&password=jsecret -H 'Content-type: application/x-www-form-urlencoded'
```

OR

```
curl -X PUT http://ch20.amd.com/v2.0/chassis/scards/7/ioMode -d '{"value": "nopsyn-write-back", "authtoken": "OpaqueRef:3a15e979-bad4-84d4-45cf-98c856c6ca55"}' -H 'Content-type: application/json'
```

OR

```
curl -X PUT http://ch20.amd.com/v2.0/chassis/scards/7/ioMode?value=nopsyn-write-back&authtoken=OpaqueRef:3a15e979-bad4-84d4-45cf-98c856c6ca55 -H 'Content-type: application/x-www-form-urlencoded'
```

Response

JSON Data.

Failure Response

```
{"result" : "", "error" : {"code" : "HTTP Error Code", "message" : "Failure: ERROR MESSAGE"}}
```

mode – options are “nopsyn-write-back”, “write-back” or “write-through”

Set Disk or Volume’s Management Mode

This API sets the disk or volume’s management mode.

```
curl -X PUT http://ch20.amd.com/v2.0/chassis/scard/7/mgmtMode -d '{"value": "disk", "username": "john", "password": "jsecre"}' -H 'Content-type: application/json'
```

OR

```
curl -X PUT http://ch20.amd.com/v2.0/chassis/scards/7/mgmtMode?value=disk&username=john&password=jsecre -H 'Content-type: application/x-www-form-urlencoded'
```

OR

```
curl -X PUT http://ch20.amd.com/v2.0/chassis/scard/7 -d '{"value": "volume", "authtoken": "OpaqueRef:3a15e979-bad4-84d4-45cf-98c856c6ca55"}' -H 'Content-type: application/json'
```

OR

```
curl -X PUT http://ch20.amd.com/v2.0/chassis/scard/7?value=disk&authtoken=OpaqueRef:3a15e97
```

```
9-bad4-84d4-45cf-98c856c6ca55' -H 'Content-type: application/x-www-form-  
urlencoded'
```

Response

JSON Data.

Failure Response

```
{"result" : "", "error" : {"code" : "HTTP Error Code", "message" : "Failure: ERROR  
MESSAGE"}}
```

type – options are “disk” or “volume”

force – options are “true” or “false”

Set Storage RAID Hot Spares

This API sets the raid hot spares.

In the below example disks 4 and 5 are from slot 7.

Hot-spares as list:

```
curl -X PUT http://ch754.amd.com/v2.0/chassis/scard/7/hotSpares -d  
'{"count":false,"value":"3,4","username":"admin","password":"seamicro"}' -H 'content-  
type:application/json'
```

OR

```
curl -X PUT  
http://ch754.amd.com/v2.0/chassis/scard/7/hotSpares?count=false&value=3,4&username=admin&password=seamicro -H 'content-type:application/x-www-form-urlencoded'
```

OR

```
curl -X PUT http://ch754.amd.com/v2.0/chassis/scard/7/hotSpares -d  
'{"count":false,"value":"3,4","authtoken": " OpaqueRef:3a15e979-bad4-84d4-45cf-  
98c856c6ca55"}' -H 'content-type:application/json'
```

OR

```
curl -X PUT  
http://ch754.amd.com/v2.0/chassis/scard/7/hotSpares?count=false&value=3,4&authoken=
```

OpaqueRef:3a15e979-bad4-84d4-45cf-98c856c6ca55' -H 'content-type:application/x-www-form-urlencoded'

Hot-spares as 'auto'

```
curl -X PUT http://ch754.amd.com/v2.0/chassis/scard/7/hotSpares -d  
'{"count":false,"value":"auto","username":"admin","password":"seamicro"}' -H 'content-type:application/json'
```

OR

```
Curl -X PUT  
http://ch754.amd.com/v2.0/chassis/scard/7/hotSpares?count=false&value=auto&username=admin&password=seamicro -H 'content-type:application/x-www-form-urlencoded'
```

OR

```
curl -X PUT http://ch754.amd.com/v2.0/chassis/scard/7/hotSpares -d  
'{"count":false,"value":"auto","authtoken":" OpaqueRef:3a15e979-bad4-84d4-45cf-98c856c6ca55"}' -H 'content-type:application/json'
```

OR

```
curl -X PUT  
http://ch754.amd.com/v2.0/chassis/scard/7/hotSpares?count=false&value=auto&authoken=OpaqueRef:3a15e979-bad4-84d4-45cf-98c856c6ca55 -H 'content-type:application/x-www-form-urlencoded'
```

Hot-spares as count:

```
curl -X PUT http://ch754.amd.com/v2.0/chassis/scards/7/hotSpares -d  
'{"count":true,"value":5,"username":"admin","password":"seamicro"}' -H 'content-type:application/json'
```

OR

```
Curl -X PUT  
http://ch754.amd.com/v2.0/chassis/scard/7/hotSpares?count=true&value=5&username=admin&password=seamicro -H 'content-type:application/x-www-form-urlencoded'
```

OR

```
curl -X PUT http://ch754.amd.com/v2.0/chassis/scard/7/hotSpares -d
'{"count":true,"value":3,"authtoken":" OpaqueRef:3a15e979-bad4-84d4-45cf-98c856c6ca55"}'
-H 'content-type:application/json'
```

OR

```
curl -X PUT
http://ch754.amd.com/v2.0/chassis/scard/7/hotSpares?count=true&value=3&authtoken=OpaqueRef:3a15e979-bad4-84d4-45cf-98c856c6ca55 -H 'content-type:application/x-www-form-urlencoded'
```

Response

JSON Data.

Failure Response

```
{"result" : "", "error" : {"code" : "HTTP Error Code", "message" : "Failure: ERROR MESSAGE"}}
```

hotspares – options are “auto”, “count”, “list” or “none”

Set Storage RAID Level

This API sets the raid hot spares.

```
curl -X PUT http://ch20.amd.com/v2.0/chassis/scards/7/raidLevel -d '{"value": 0, "username": "john", "password": "jsecre"}' -H 'Content-type: application/json'
```

OR

```
curl -X PUT http://ch20.amd.com/v2.0/chassis/scards/7/raidLevel?value=0&username=john&password=jsecret -H 'Content-type: application/x-www-form-urlencoded'
```

OR

```
curl -X PUT http://ch20.amd.com/v2.0/chassis/scard/7/raidLevel -d '{"value": "1,5", "slot": "7", "authtoken": "OpaqueRef:3a15e979-bad4-84d4-45cf-98c856c6ca55"}' -H 'Content-type: application/json'
```

OR

```
curl -X PUT http://ch20.amd.com/v2.0/chassis/scard/7/raidLevel?value=1,5&authtoken=OpaqueRef:3a15e979-bad4-84d4-45cf-98c856c6ca55
```

3a15e979-bad4-84d4-45cf-98c856c6ca55' -H 'Content-type: application/x-www-form-urlencoded'

Response

JSON Data.

Failure Response

```
{"result" : "", "error" : {"code" : "HTTP Error Code", "message" : "Failure: ERROR MESSAGE"}}
```

Raid-level – options are “0, 1, 1 & 5, 1 & 6, 5, 1, 6, 10”

Set Storage RAID Stripe Size

This API sets the raid stripe size.

```
curl -X PUT http://ch20.amd.com/v2.0/chassis/scards/7/raidStripeSize -d '{"value": "32", "username": "john", "password": "jsecret"}' -H 'Content-type: application/json'
```

OR

```
curl -X PUT http://ch20.amd.com/v2.0/chassis/scards/7/raidStripeSize?value=32&username=john&password=jsecret -H 'Content-type: application/x-www-form-urlencoded'
```

OR

OR

```
curl -X PUT http://ch20.amd.com/v2.0/chassis/scard/7/raidStripeSize -d '{"value":32,, "authtoken": "OpaqueRef:3a15e979-bad4-84d4-45cf-98c856c6ca55"}' -H 'Content-type: application/json'
```

OR

```
curl -X PUT http://ch20.amd.com/v2.0/chassis/scard/7?value=32&authtoken=OpaqueRef:3a15e979-bad4-84d4-45cf-98c856c6ca55 -H 'Content-type: application/x-www-form-urlencoded'
```

Response

JSON Data.

Failure Response

```
{"result" : "", "error" : {"code" : "HTTP Error Code", "message" : "Failure: ERROR MESSAGE"}}
```

size – options are “16, 32, 64, 256, 512, 1024”

Disable custom routes

This API disables custom routes.

```
curl -X PUT http://ch20.amd.com/v2.0/chassis/system/customizedRouting -d '{"action": "disable", "username": "john", "password": "jsecret"}' -H 'Content-type: application/json'
```

OR

```
curl -X PUT http://ch20.amd.com/v2.0/chassis/system/customizedRouting?%27action%3Ddisable%26username%3Djohn%26password%3Djsecret -H 'Content-type: application/x-www-form-urlencoded'
```

OR

```
curl -X PUT http://ch20.amd.com/v2.0/system/customizedRouting -d '{"action": "disable", "authtoken": "OpaqueRef:3a15e979-bad4-84d4-45cf-98c856c6ca55"}' -H 'Content-type: application/json'
```

OR

```
curl -X PUT http://ch20.amd.com/v2.0/system/customizedRouting?action=disable&authtoken=OpaqueRef:3a15e979-bad4-84d4-45cf-98c856c6ca55 -H 'Content-type: application/x-www-form-urlencoded'
```

Response

JSON Data.

Failure Response

```
{"result" : "", "error" : {"code" : "HTTP Error Code", "message" : "Failure: ERROR MESSAGE"}}
```

Enable custom routes

This API enables custom routes.

```
curl -X PUT http://ch20.amd.com/v2.0/chassis/system/customizedRouting -d '{"action": "enable", "io-filename": "ioFile.txt", "route-through-filename": "routeThrough.txt", "username": "john", "password": "jsecret"}' -H 'Content-type: application/json'
```

OR

```
curl -X PUT http://ch20.amd.com/v2.0/chassis/system/customizedRouting?action=enable&io-filename=ioFile.txt&route-through-filename=routeThrough.txt&username=john&password=jsecret -H 'Content-type: application/x-www-form-urlencoded'
```

OR

```
curl -X PUT http://ch20.amd.com/v2.0/chassis/system/customizedRouting -d '{"action": "enable", "io-filename": "ioFile.txt", "route-through-filename": "routeThrough.txt", "authtoken": "OpaqueRef:3a15e979-bad4-84d4-45cf-98c856c6ca55"}' -H 'Content-type: application/json'
```

OR

```
curl -X PUT http://ch20.amd.com/v2.0/chassis/system/customizedRouting?action=enable&io-filename=ioFile.txt&route-through-filename=routeThrough.txt&authtoken=OpaqueRef:3a15e979-bad4-84d4-45cf-98c856c6ca55 -H 'Content-type: application/x-www-form-urlencoded'
```

Response

JSON Data.

Failure Response

```
{"result" : "", "error" : {"code" : "HTTP Error Code", "message" : "Failure: ERROR MESSAGE"}}
```

System routes recover

This API recovers system routes.

```
curl -X PUT http://ch20.amd.com/v2.0/chassis/system/customizedRouting -d '{"action": "recover", "server": "12/0", "username": "john", "password": "jsecret"}' -H 'Content-type: application/json'
```

OR

```
curl -X PUT http://ch20.amd.com/v2.0/chassis/system/customizedRouting?action=recover&server=12/0&username=john&password=jsecret -H 'Content-type: application/x-www-form-urlencoded'
```

OR

```
curl -X PUT http://ch20.amd.com/v2.0/chassis/system/customizedRouting -d '{"action": "recover", "server": "12/0", "authtoken": "OpaqueRef:3a15e979-bad4-84d4-45cf-98c856c6ca55"}' -H 'Content-type: application/json'
```

OR

```
curl -X PUT http://ch20.amd.com/v2.0/chassis/system/customizedRouting?action=recover&server=12/0&authtoken=OpaqueRef:3a15e979-bad4-84d4-45cf-98c856c6ca55 -H 'Content-type: application/x-www-form-urlencoded'
```

Response

JSON Data.

Failure Response

```
{"result" : "", "error" : {"code" : "HTTP Error Code", "message" : "Failure: ERROR MESSAGE"}}
```

System switchover to a given mxcard

This API switches a given mxcard to primary.

```
curl -X PUT http://ch20.amd.com/v2.0/chassis/system/switchover -d '{"newActive": 5, "username": "john", "password": "jsecret"}' -H 'Content-type: application/json'
```

OR

```
curl -X PUT http://ch20.amd.com/v2.0/chassis/system/switchover?newActive=5&username=john&password=jsecret -H 'Content-type: application/x-www-form-urlencoded'
```


OR

OR

```
curl -X PUT http://ch20.amd.com/v2.0/chassis/system/switchover -d '{"newActive": 5, "authtoken": "OpaqueRef:3a15e979-bad4-84d4-45cf-98c856c6ca55"}' -H 'Content-type: application/json'
```

OR

```
curl -X PUT http://ch20.amd.com/v2.0/chassis/system/switchover?newActive=5&authtoken=OpaqueRef:3a15e979-bad4-84d4-45cf-98c856c6ca55 -H 'Content-type: application/x-www-form-urlencoded'
```

Response

JSON Data.

Failure Response

```
{"result" : "", "error" : {"code" : "HTTP Error Code", "message" : "Failure: ERROR MESSAGE"}}
```

System switchover to other mxcard

This API switches a different mxcard to primary.

```
curl -X PUT http://ch20.amd.com/v2.0/chassis/system/switchover -d '{"username": "john", "password": "jsecret"}' -H 'Content-type: application/json'
```

OR

```
curl -X PUT http://ch20.amd.com/v2.0/chassis/system/switchover?username=john&password=jsecret -H 'Content-type: application/x-www-form-urlencoded'
```

OR

OR

```
curl -X PUT http://ch20.amd.com/v2.0/chassis/system/switchover -d '{"authtoken": "OpaqueRef:3a15e979-bad4-84d4-45cf-98c856c6ca55"}' -H 'Content-type: application/json'
```

OR

```
curl -X PUT http://ch20.amd.com/v2.0/chassis/system/switchover?'  
authtoken=OpaqueRef:3a15e979-bad4-84d4-45cf-98c856c6ca55' -H 'Content-type:  
application/x-www-form-urlencoded'
```

Response

JSON Data.

Failure Response

```
{"result" : "", "error" : {"code" : "HTTP Error Code", "message" : "Failure: ERROR  
MESSAGE"}}
```

System writes a message to LCD Panel

This API writes a message on chassis LCD panel.

```
curl -X PUT http://ch20.amd.com/v2.0/chassis/system -d '{"action": "write-front-panel-  
lcd-display", "message": "hello-test-operation", "username": "john", "password": "jsecret"}'  
-H 'Content-type: application/json'
```

OR

```
curl -X PUT http://ch20.amd.com/v2.0/chassis/system?action=write-front-panel-lcd-  
display&message=hello-test-operation&username=john&password=jsecret -H 'Content-  
type: application/x-www-form-urlencoded'
```

OR

```
curl -X PUT http://ch20.amd.com/v2.0/chassis/system -d '{"action": "write-front-panel-  
lcd-display", "message": "hello-test-operation", "authtoken": "OpaqueRef:3a15e979-  
bad4-84d4-45cf-98c856c6ca55"}' -H 'Content-type: application/json'
```

OR

```
curl -X PUT http://ch20.amd.com/v2.0/chassis/system?action=write-front-panel-lcd-  
display&message=hello-test-operation&authtoken=OpaqueRef:3a15e979-bad4-84d4-  
45cf-98c856c6ca55' -H 'Content-type: application/x-www-form-urlencoded'
```

Response

JSON Data.

Failure Response

```
{"result" : "", "error" : {"code" : "HTTP Error Code", "message" : "Failure: ERROR MESSAGE"}}
```

System writes an alert message to system log

This API writes a message to system log.

```
curl -X PUT http://ch20.amd.com/v2.0/chassis/system -d '{"action": "write-system-log", "severity": "alert", "message": "user-alert-is-here", "username": "john", "password": "jsecre"}' -H 'Content-type: application/json'
```

OR

```
curl -X PUT http://ch20.amd.com/v2.0/chassis/system?action=write-system-log&severity=alert&message=user-alert-is-here&username=john&password=jsecre -H 'Content-type: application/x-www-form-urlencoded'
```

OR

```
curl -X PUT http://ch20.amd.com/v2.0/chassis/system -d '{"action": "write-system-log", "severity": "alert", "message": "user-alert-is-here", "authtoken": "OpaqueRef:3a15e979-bad4-84d4-45cf-98c856c6ca55"}' -H 'Content-type: application/json'
```

OR

```
curl -X PUT http://ch20.amd.com/v2.0/chassis/system?action=write-system-log&severity=alert&message=user-alert-is-here&authtoken=OpaqueRef:3a15e979-bad4-84d4-45cf-98c856c6ca55 -H 'Content-type: application/x-www-form-urlencoded'
```

Response

JSON Data.

Failure Response

```
{"result" : "", "error" : {"code" : "HTTP Error Code", "message" : "Failure: ERROR MESSAGE"}}
```

Save current system configuration

This API writes current system configuration to flash memory. Next time when the chassis is rebooted will have previously configured data.

```
curl -X PUT http://ch20.amd.com/v2.0/system -d '{"action": "write-memory", "username": "john", "password": "jsecret"}' -H 'Content-type: application/json'
```

OR

```
curl -X PUT http://ch20.amd.com/v2.0/system?action=write-memory&username=john&password=jsecret -H 'Content-type: application/x-www-form-urlencoded'
```

OR

```
curl -X PUT http://ch20.amd.com/v2.0/system -d '{"action": "write-memory", "authToken": "OpaqueRef:3a15e979-bad4-84d4-45cf-98c856c6ca55"}' -H 'Content-type: application/json'
```

OR

```
curl -X PUT http://ch20.amd.com/v2.0/system?action=write-memory&authToken=OpaqueRef:3a15e979-bad4-84d4-45cf-98c856c6ca55 -H 'Content-type: application/x-www-form-urlencoded'
```

Response

JSON Data.

Failure Response

```
{"result" : "", "error" : {"code" : "HTTP Error Code", "message" : "Failure: ERROR MESSAGE"}}
```

System reload

This API reloads the image that was set and starts booting image. If write-memory is selected a true then the current configuration is saved and then system will reload the new image. Otherwise, without saving current configuration system will reload new image.

```
curl -X PUT http://ch20.amd.com/v2.0/chassis/system -d '{"action": "reload", "write-memory": true, "username": "john", "password": "jsecret"}' -H 'Content-type: application/json'
```

OR

```
curl -X PUT http://ch20.amd.com/v2.0/chassis/system?%27action=reload&write-memory=true&username=john&password=jsecre -H 'Content-type: application/x-www-form-urlencoded'
```

OR

```
curl -X PUT http://ch20.amd.com/v2.0/chassis/system -d '{"action": "reload", "write-memory": true, "authToken": "OpaqueRef:3a15e979-bad4-84d4-45cf-98c856c6ca55"}' -H 'Content-type: application/json'
```

OR

```
curl -X PUT http://ch20.amd.com/v2.0/chassis/system?%27action=reload&write-memory=true&authToken=OpaqueRef:3a15e979-bad4-84d4-45cf-98c856c6ca55' -H 'Content-type: application/x-www-form-urlencoded'
```

Response

JSON Data.

Failure Response

```
{"result" : "", "error" : {"code" : "HTTP Error Code", "message" : "Failure: ERROR MESSAGE"}}
```

System halt

This API halts the chassis by powering it off. If write-memory is selected a true then the current configuration is saved and then system will be halted. Otherwise, without saving current configuration system will be halted.

```
curl -X PUT http://ch20.amd.com/v2.0/chassis/system -d '{"action": "halt", "write-memory": true, "username": "john", "password": "jsecre"}' -H 'Content-type: application/json'
```

OR

```
curl -X PUT http://ch20.amd.com/v2.0/chassis/system?%27action=halt&write-memory=true&username=john&password=jsecre -H 'Content-type: application/x-www-form-urlencoded'
```

OR

```
curl -X PUT http://ch20.amd.com/v2.0/chassis/system -d '{"action": "halt", "write-memory": true, "authtoken": "OpaqueRef:3a15e979-bad4-84d4-45cf-98c856c6ca55"}' -H 'Content-type: application/json'
```

OR

```
curl -X PUT http://ch20.amd.com/v2.0/chassis/system?%27action=halt&write-memory=true&authtoken=OpaqueRef:3a15e979-bad4-84d4-45cf-98c856c6ca55%27 -H 'Content-type: application/x-www-form-urlencoded'
```

Response

JSON Data.

Failure Response

```
{"result" : "", "error" : {"code" : "HTTP Error Code", "message" : "Failure: ERROR MESSAGE"}}
```

Create Interface Tagged VLANs

This API creates tagged VLANs for an interface.

```
curl -X PUT http://ch20.amd.com/v2.0/interface/0/0/vlans/taggedVlans -d '{"add": "20-25", "username": "john", "password", "jsecre"}' -H 'Content-type: application/json'
```

OR

```
curl -X PUT http://ch20.amd.com/v2.0/interface/0/0/vlans/taggedVlans?%27add=20-25&username=john&password=jsecret%27 -H 'Content-type: application/x-www-form-urlencoded'
```

OR

```
curl -X PUT http://ch20.amd.com/v2.0/interface/0/0/vlans/taggedVlans -d '{"add": "20-25", "authtoken": "OpaqueRef:3a15e979-bad4-84d4-45cf-98c856c6ca55"}' -H 'Content-type: application/json'
```

OR

```
curl -X PUT http://ch20.amd.com/v2.0/interface/0/0/vlans/taggedVlans?'add=20-25
&authtoken=OpaqueRef:3a15e979-bad4-84d4-45cf-98c856c6ca55' -H 'Content-type:
application/x-www-form-urlencoded'
```

Response

JSON Data.

Failure Response

```
{"result" : "", "error" : {"code" : "HTTP Error Code", "message" : "Failure: ERROR
MESSAGE"}}
```

Parameters

interface-type – options are “gigabitethernet” or “tengigabitethernet”

Create Interface Tagged VLANs on a given range of interfaces

This API creates tagged VLANs for a given range of interfaces. The interfaces must be on the same slot (mxcard#). An interface is defined as slot/port.

```
curl -X PUT http://ch20.amd.com/v2.0/interface/0/0-0/7/vlans/taggedVlans -d '{"add":
"20-25", "username": "john", "password", "jsecret"}' -H 'Content-type: application/json'
```

OR

```
curl -X PUT http://ch20.amd.com/v2.0/interface/0/0-0/7/vlans/taggedVlans?'add=20-25&username=john&password=jsecret' -H 'Content-type: application/x-www-form-urlencoded'
```

OR

```
curl -X PUT http://ch20.amd.com/v2.0/interface/0/0-0/7/vlans/taggedVlans -d '{"add":
"20-25", "authtoken": "OpaqueRef:3a15e979-bad4-84d4-45cf-98c856c6ca55"}' -H 'Content-type: application/json'
```

OR

```
curl -X PUT http://ch20.amd.com/v2.0/interface/0/0-0/7/vlans/taggedVlans?'add=20-25&authtoken=OpaqueRef:3a15e979-bad4-84d4-45cf-98c856c6ca55' -H 'Content-type: application/x-www-form-urlencoded'
```

Response

JSON Data.

Failure Response

```
{"result" : "", "error" : {"code" : "HTTP Error Code", "message" : "Failure: ERROR MESSAGE"}}
```

Parameters

interface-type – options are “gigabitethernet” or “tengigabitethernet”

Delete Interface Tagged VLANs

This API deletes tagged VLANs for an interface.

```
curl -X PUT http://ch20.amd.com/v2.0/interface/0/0/vlans/taggedVlans -d '{"remove": "20-25", "username": "john", "password": "jsecret"}' -H 'Content-type: application/json'
```

OR

```
curl -X PUT http://ch20.amd.com/v2.0/interface/0/0/vlans/taggedVlans?remove=20-25&username=john&password=jsecret -H 'Content-type: application/x-www-form-urlencoded'
```

OR

```
curl -X PUT http://ch20.amd.com/v2.0/interface/0/0/vlans/taggedVlans -d '{"remove": "20-25", "authtoken": "OpaqueRef:3a15e979-bad4-84d4-45cf-98c856c6ca55"}' -H 'Content-type: application/json'
```

OR

```
curl -X PUT http://ch20.amd.com/v2.0/interface/0/0/vlans/taggedVlans?remove=20-25&authtoken=OpaqueRef:3a15e979-bad4-84d4-45cf-98c856c6ca55 -H 'Content-type: application/x-www-form-urlencoded'
```

Response

JSON Data.

Failure Response

```
{"result" : "", "error" : {"code" : "HTTP Error Code", "message" : "Failure: ERROR MESSAGE"}}
```


Parameters

interface-type – options are “gigabitethernet” or “tengigabitethernet”

Delete Interface Tagged VLANs from a given range of interfaces

This API deletes tagged VLANs on a given range of interfaces. The interfaces must belong to the same slot (mxcard#). An interface is defined as slot/port.

```
curl -X PUT http://ch20.amd.com/v2.0/interface/0/0-0/4/vlans/taggedVlans -d '{"remove": "20-25", "username": "john", "password": "jsecret"}' -H 'Content-type: application/json'
```

OR

```
curl -X PUT http://ch20.amd.com/v2.0/interface/0/0-0/4/vlans/taggedVlans?remove=20-25&username=john&password=jsecret' -H 'Content-type: application/x-www-form-urlencoded'
```

OR

```
curl -X PUT http://ch20.amd.com/v2.0/interface/0/0-0/4/vlans/taggedVlans -d '{"remove": "20-25", "authtoken": "OpaqueRef:3a15e979-bad4-84d4-45cf-98c856c6ca55"}' -H 'Content-type: application/json'
```

OR

```
curl -X PUT http://ch20.amd.com/v2.0/interface/0/0-0/4/vlans/taggedVlans?remove=20-25 &authtoken=OpaqueRef:3a15e979-bad4-84d4-45cf-98c856c6ca55' -H 'Content-type: application/x-www-form-urlencoded'
```

Response

JSON Data.

Failure Response

```
{"result" : "", "error" : {"code" : "HTTP Error Code", "message" : "Failure: ERROR MESSAGE"}}
```

Parameters

interface-type – options are “gigabitethernet” or “tengigabitethernet”

Create Interface Untagged VLAN

This API creates untagged VLAN for an interface.

```
curl -X PUT http://ch20.amd.com/v2.0/interface/0/0/vlans/untaggedVlan -d '{"add": 29, "username": "john", "password": "jsecre"}' -H 'Content-type: application/json'
```

OR

```
curl -X PUT http://ch20.amd.com/v2.0/interface/0/0/vlans/untaggedVlan?'add=29&username=john&password=jsecret' -H 'Content-type: application/x-www-form-urlencoded'
```

OR

OR

```
curl -X PUT http://ch20.amd.com/v2.0/interface/0/0/vlans/untaggedVlan -d '{"add": 29, "authtoken": "OpaqueRef:3a15e979-bad4-84d4-45cf-98c856c6ca55"}' -H 'Content-type: application/json'
```

OR

```
curl -X PUT http://ch20.amd.com/v2.0/interface/0/0/vlans/untaggedVlan?'add=29&authtoken=OpaqueRef:3a15e979-bad4-84d4-45cf-98c856c6ca55' -H 'Content-type: application/x-www-form-urlencoded'
```

Response

JSON Data.

Failure Response

```
{"result" : "", "error" : {"code" : "HTTP Error Code", "message" : "Failure: ERROR MESSAGE"}}
```

Parameters

interface-type – options are “gigabitethernet” or “tengigabitethernet”

Create Interface Untagged VLAN on a given range of interfaces

This API creates untagged VLAN for on a given range of interfaces. The all interfaces must belong to the same slot (mxcard#). An interface is defined as slot/port.

```
curl -X PUT http://ch20.amd.com/v2.0/interface/0/0-0/5/vlans/untaggedVlan -d '{"add": 29, "username": "john", "password": "jsecre"}' -H 'Content-type: application/json'
```

OR

```
curl -X PUT http://ch20.amd.com/v2.0/interface/0/0-0/5/vlans/untaggedVlan?'add=29&username=john&password=jsecret' -H 'Content-type: application/x-www-form-urlencoded'
```

OR

OR

```
curl -X PUT http://ch20.amd.com/v2.0/interface/0/0-0/5/vlans/untaggedVlan -d '{"add": 29, "authToken": "OpaqueRef:3a15e979-bad4-84d4-45cf-98c856c6ca55"}' -H 'Content-type: application/json'
```

OR

```
curl -X PUT http://ch20.amd.com/v2.0/interface/0/0-0/5/vlans/untaggedVlan?'add=29&authToken=OpaqueRef:3a15e979-bad4-84d4-45cf-98c856c6ca55' -H 'Content-type: application/x-www-form-urlencoded'
```

Response

JSON Data.

Failure Response

```
{"result" : "", "error" : {"code" : "HTTP Error Code", "message" : "Failure: ERROR MESSAGE"}}
```

Parameters

interface-type – options are “gigabitethernet” or “tengigabitethernet”

Delete Interface Untagged VLAN

This API deletes untagged VLAN for an interface.

```
curl -X PUT http://ch20.amd.com/v2.0/interface/0/0/vlans/untaggedVlan -d '{"remove": 29, "username": "john", "password": "jsecret"}' -H 'Content-type: application/json'
```

OR

```
curl -X PUT http://ch20.amd.com/v2.0/interface/0/0/vlans/untaggedVlan?'remove=29&username=john&password=jsecret' -H 'Content-type: application/x-www-form-urlencoded'
```

OR

```
curl -X PUT http://ch20.amd.com/v2.0/interface/0/0/vlans/untaggedVlan -d '{"remove": 29, "authToken": "OpaqueRef:3a15e979-bad4-84d4-45cf-98c856c6ca55"}' -H 'Content-type: application/json'
```

OR

```
curl -X PUT http://ch20.amd.com/v2.0/interface/0/0/vlans/untaggedVlan?'remove=29 &authToken=OpaqueRef:3a15e979-bad4-84d4-45cf-98c856c6ca55' -H 'Content-type: application/x-www-form-urlencoded'
```

Response

JSON Data.

Failure Response

```
{"result": "", "error": {"code": "HTTP Error Code", "message": "Failure: ERROR MESSAGE"}}
```

Parameters

interface-type – options are “gigabitethernet” or “tengigabitethernet”

Delete Interface Untagged VLAN from a given range of interfaces

This API deletes untagged VLAN from a given range of interfaces. The interfaces must belong to the same slot (maxcard#). An interface is defined as slot/port.

```
curl -X PUT http://ch20.amd.com/v2.0/interface/0/0-0/3/vlans/untaggedVlan -d '{"remove": 29, "username": "john", "password": "jsecre"}' -H 'Content-type: application/json'
```

OR

```
curl -X PUT http://ch20.amd.com/v2.0/interface/0/0-0/3/vlans/untaggedVlan?'remove=29 &username=john&password=jsecre' -H 'Content-type: application/x-www-form-urlencoded'
```

OR

```
curl -X PUT http://ch20.amd.com/v2.0/interface/0/0-0/3/vlans/untaggedVlan -d
'{"remove": 29, "authtoken": "OpaqueRef:3a15e979-bad4-84d4-45cf-98c856c6ca55"}'
-H 'Content-type: application/json'
```

OR

```
curl -X PUT http://ch20.amd.com/v2.0/interface/0/0-0/3/vlans/untaggedVlan?remove=29
&authtoken=OpaqueRef:3a15e979-bad4-84d4-45cf-98c856c6ca55' -H 'Content-type: application/x-www-form-urlencoded'
```

Response

JSON Data.

Failure Response

```
{"result" : "", "error" : {"code" : "HTTP Error Code", "message" : "Failure: ERROR
MESSAGE"}}
```

Parameters

interface-type – options are “gigabitethernet” or “tengigabitethernet”

Set Interface Untagged Traffic Drop

This API sets untagged traffic drop for an interface.

```
curl -X PUT http://ch20.amd.com/v2.0/interface/0/0/vlans/untaggedTrafficDrop -d
'{"value": true, "username": "john", "password": "jsecret"}' -H 'Content-type:
application/json'
```

OR

```
curl -X PUT http://ch20.amd.com/v2.0/interface/0/0/vlans/untaggedTrafficDrop?value=true
&username=john&password=jsecret' -H 'Content-type: application/x-www-form-
urlencoded'
```

OR

```
curl -X PUT http://ch20.amd.com/v2.0/interface/0/0/vlans/untaggedTrafficDrop -d
'{"value": true, "authtoken": "OpaqueRef:3a15e979-bad4-84d4-45cf-98c856c6ca55"}' -H
'Content-type: application/json'
```

OR

```
curl -X PUT http://ch20.amd.com/v2.0/interface/0/0/vlans/untaggedTrafficDrop?'value=true&authtoken=OpaqueRef:3a15e979-bad4-84d4-45cf-98c856c6ca55' -H 'Content-type: application/x-www-form-urlencoded'
```

Response

JSON Data.

Failure Response

```
{"result" : "", "error" : {"code" : "HTTP Error Code", "message" : "Failure: ERROR MESSAGE"}}
```

Parameters

interface-type – options are “gigabitethernet” or “tengigabitethernet”

Set Interface Untagged Traffic Drop on a given range of interfaces

This API sets untagged traffic drop on a given range of interfaces. The given range of interfaces must belong to the same slot (mxcards#). An interface is defined as slot/port.

```
curl -X PUT http://ch20.amd.com/v2.0/interface/0/0-0/7/vlans/untaggedTrafficDrop -d '{"value": true, "username": "john", "password": "jsecret"}' -H 'Content-type: application/json'
```

OR

```
curl -X PUT http://ch20.amd.com/v2.0/interface/0/0-0/7/vlans/untaggedTrafficDrop?'value=true &username=john&password=jsecret' -H 'Content-type: application/x-www-form-urlencoded'
```

OR

```
curl -X PUT http://ch20.amd.com/v2.0/interface/0/0-0/7/vlans/untaggedTrafficDrop -d '{"value": true, "authToken": "OpaqueRef:3a15e979-bad4-84d4-45cf-98c856c6ca55"}' -H 'Content-type: application/json'
```

OR

```
curl -X PUT http://ch20.amd.com/v2.0/interface/0/0/vlans/untaggedTrafficDrop?'value=true&authtoken=OpaqueRef:3a15e979-bad4-84d4-45cf-98c856c6ca55' -H 'Content-type: application/x-www-form-urlencoded'
```

Response

JSON Data.

Failure Response

```
{"result" : "", "error" : {"code" : "HTTP Error Code", "message" : "Failure: ERROR MESSAGE"}}
```

Parameters

interface-type – options are “gigabitethernet” or “tengigabitethernet”

Unset Interface Untagged Traffic Drop

This API unsets untagged traffic drop for an interface.

```
curl -X PUT http://ch20.amd.com/v2.0/interface/0/2/vlans/untaggedTrafficDrop -d '{"value": false, "username": "john", "password": "jsecret"}' -H 'Content-type: application/json'
```

OR

```
curl -X PUT http://ch20.amd.com/v2.0/interface/0/2/vlans/untaggedTrafficDrop?'value=false&username=john&password=jsecret' -H 'Content-type: application/x-www-form-urlencoded'
```

OR

```
curl -X PUT http://ch20.amd.com/v2.0/interface/0/2/vlans/untaggedTrafficDrop -d '{"value": false, "authToken": "OpaqueRef:3a15e979-bad4-84d4-45cf-98c856c6ca55"}' -H 'Content-type: application/json'
```

OR

```
curl -X PUT http://ch20.amd.com/v2.0/interface/0/2/vlans/untaggedTrafficDrop?'value=false&authtoken=OpaqueRef:3a15e979-bad4-84d4-45cf-98c856c6ca55' -H 'Content-type: application/x-www-form-urlencoded'
```

Response

JSON Data.

Failure Response

```
{"result" : "", "error" : {"code" : "HTTP Error Code", "message" : "Failure: ERROR MESSAGE"}}
```

Parameters

interface-type – options are “gigabitethernet” or “tengigabitethernet”

Unset Interface Untagged Traffic Drop on a given range of interfaces

This API unsets untagged traffic drop for on a given range of interfaces. The slot (mxcard#) must be same for all interfaces. An interface is defined as slot/port.

```
curl -X PUT http://ch20.amd.com/v2.0/interface/0/2-0/7/vlans/untaggedTrafficDrop -d '{"value": false, "username": "john", "password": "jsecret"}' -H 'Content-type: application/json'
```

OR

```
curl -X PUT http://ch20.amd.com/v2.0/interface/0/2-0/7/vlans/untaggedTrafficDrop?value=false&username=john&password=jsecret -H 'Content-type: application/x-www-form-urlencoded'
```

OR

```
curl -X PUT http://ch20.amd.com/v2.0/interface/0/2-0/7/vlans/untaggedTrafficDrop -d '{"value": false, "authtoken": "OpaqueRef:3a15e979-bad4-84d4-45cf-98c856c6ca55"}' -H 'Content-type: application/json'
```

OR

```
curl -X PUT http://ch20.amd.com/v2.0/interface/0/2-0/7/vlans/untaggedTrafficDrop?value=false&authtoken=OpaqueRef:3a15e979-bad4-84d4-45cf-98c856c6ca55 -H 'Content-type: application/x-www-form-urlencoded'
```

Response

JSON Data.

Failure Response

```
{"result" : "", "error" : {"code" : "HTTP Error Code", "message" : "Failure: ERROR MESSAGE"}}
```

Parameters

`interface-type` – options are “gigabitethernet” or “tengigabitethernet”

Shutdown a given interface

This API shuts down a given interface.

```
curl -X PUT http://ch20.amd.com/v2.0/interface/0/0/shutdown -d '{"value": true, "username": "john", "password": "jsecret"}' -H 'Content-type: application/json'
```

OR

```
curl -X PUT http://ch20.amd.com/v2.0/interface/0/0/shutdown?value=true&username=john&password=jsecret -H 'Content-type: application/x-www-form-urlencoded'
```

OR

```
curl -X PUT http://ch20.amd.com/v2.0/interface/0/0/shutdown -d '{"value": "true", "authToken": "OpaqueRef:3a15e979-bad4-84d4-45cf-98c856c6ca55"}' -H 'Content-type: application/json'
```

OR

```
curl -X PUT http://ch20.amd.com/v2.0/interface/0/0/shutdown?value=true&authToken=OpaqueRef:3a15e979-bad4-84d4-45cf-98c856c6ca55 -H 'Content-type: application/x-www-form-urlencoded'
```

Response

JSON Data.

Failure Response

```
{"result" : "", "error" : {"code" : "HTTP Error Code", "message" : "Failure: ERROR MESSAGE"}}
```

Parameters

Shutdown a given range of interfaces

This API shuts down a given range of interfaces. The slot (mxcards) must be same for all the interfaces. An interface is defined as slot/port.

```
curl -X PUT http://ch20.amd.com/v2.0/interface/0/0-0/7/shutdown -d '{"value": true, "username": "john", "password": "jsecret"}' -H 'Content-type: application/json'
```

OR

```
curl -X PUT http://ch20.amd.com/v2.0/interface/0/0-0/7/shutdown?value=true&username=john&password=jsecret -H 'Content-type: application/x-www-form-urlencoded'
```

OR

```
curl -X PUT http://ch20.amd.com/v2.0/interface/0/0-0/7/shutdown -d '{"value": "true", "authToken": "OpaqueRef:3a15e979-bad4-84d4-45cf-98c856c6ca55"}' -H 'Content-type: application/json'
```

OR

```
curl -X PUT http://ch20.amd.com/v2.0/interface/0/0-0/7/shutdown?value=true&authToken=OpaqueRef:3a15e979-bad4-84d4-45cf-98c856c6ca55 -H 'Content-type: application/x-www-form-urlencoded'
```

Response

JSON Data.

Failure Response

```
{"result" : "", "error" : {"code" : "HTTP Error Code", "message" : "Failure: ERROR MESSAGE"}}
```

Parameters

Bring up a given interface

This API brings up a given interface.

```
curl -X PUT http://ch20.amd.com/v2.0/interface/0/0/shutdown -d '{"value": false, "username": "john", "password": "jsecret"}' -H 'Content-type: application/json'
```

OR

```
curl -X PUT http://ch20.amd.com/v2.0/interface/0/0/shutdown?value=&username=john&password=jsecret -H 'Content-type: application/x-www-form-urlencoded'
```

OR

```
curl -X PUT http://ch20.amd.com/v2.0/interface/0/0/shutdown -d '{"value": "false", "authToken": "OpaqueRef:3a15e979-bad4-84d4-45cf-98c856c6ca55"}' -H 'Content-type: application/json'
```

OR

```
curl -X PUT http://ch20.amd.com/v2.0/interface/0/0/shutdown?value=false&authToken=OpaqueRef:3a15e979-bad4-84d4-45cf-98c856c6ca55 -H 'Content-type: application/x-www-form-urlencoded'
```

Response

JSON Data.

Failure Response

```
{"result" : "", "error" : {"code" : "HTTP Error Code", "message" : "Failure: ERROR MESSAGE"}}
```

Parameters

Bring up a given range of interfaces

This API brings up a given range of interfaces. The all interfaces must belong to the same slot (mxcard#). An interface is defined as slot/port.

```
curl -X PUT http://ch20.amd.com/v2.0/interface/0/0-0/7/shutdown -d '{"value": false, "username": "john", "password": "jsecret"}' -H 'Content-type: application/json'
```

OR

```
curl -X PUT http://ch20.amd.com/v2.0/interface/0/0-0/7/shutdown?'value=&username=john&password=jsecret' -H 'Content-type: application/x-www-form-urlencoded'
```

OR

```
curl -X PUT http://ch20.amd.com/v2.0/interface/0/0-0/7/shutdown -d '{"value": "false", "authtoken": "OpaqueRef:3a15e979-bad4-84d4-45cf-98c856c6ca55"}' -H 'Content-type: application/json'
```

OR

```
curl -X PUT http://ch20.amd.com/v2.0/interface/0/0-0/7/shutdown?value=false&authtoken=OpaqueRef:3a15e979-bad4-84d4-45cf-98c856c6ca55' -H 'Content-type: application/x-www-form-urlencoded'
```

Response

JSON Data.

Failure Response

```
{"result" : "", "error" : {"code" : "HTTP Error Code", "message" : "Failure: ERROR MESSAGE"}}
```

Parameters

Assign description to a given interface

This API assigns a description to a given interface.

```
curl -X PUT http://ch20.amd.com/v2.0/interface/0/0/description -d '{"value": "description", "username": "john", "password": "jsecret"}' -H 'Content-type: application/json'
```

OR

```
curl -X PUT http://ch20.amd.com/v2.0/interface/0/0/description?'value=description&username=john&password=jsecret' -H 'Content-type: application/x-www-form-urlencoded'
```

OR

```
curl -X PUT http://ch20.amd.com/v2.0/interface/0/0/description -d '{"value": "description", "authToken": "OpaqueRef:3a15e979-bad4-84d4-45cf-98c856c6ca55"}' -H 'Content-type: application/json'
```

OR

```
curl -X PUT http://ch20.amd.com/v2.0/interface/0/0/description?value=description&authToken=OpaqueRef:3a15e979-bad4-84d4-45cf-98c856c6ca55 -H 'Content-type: application/x-www-form-urlencoded'
```

Response

JSON Data.

Failure Response

```
{ "result" : "", "error" : { "code" : "HTTP Error Code", "message" : "Failure: ERROR MESSAGE" } }
```

Parameters

Assign description to a given range of interfaces

This API assigns a description to a given range of interfaces. All interfaces must belong to same slot (mxcards#). An interface is defined as slot/port.

```
curl -X PUT http://ch20.amd.com/v2.0/interface/0/0-0/7/description -d '{"value": "description", "username": "john", "password": "jsecret"}' -H 'Content-type: application/json'
```

OR

```
curl -X PUT http://ch20.amd.com/v2.0/interface/0/0-0/7/description?value=description&username=john&password=jsecret -H 'Content-type: application/x-www-form-urlencoded'
```

OR

```
curl -X PUT http://ch20.amd.com/v2.0/interface/0/0-0/7/description -d '{"value": "description", "authToken": "OpaqueRef:3a15e979-bad4-84d4-45cf-98c856c6ca55"}' -H 'Content-type: application/json'
```

OR

```
curl -X PUT http://ch20.amd.com/v2.0/interface/0/0-0/7/description?'value=description&authtoken=OpaqueRef:3a15e979-bad4-84d4-45cf-98c856c6ca55' -H 'Content-type: application/x-www-form-urlencoded'
```

Response

JSON Data.

Failure Response

```
{"result" : "", "error" : {"code" : "HTTP Error Code", "message" : "Failure: ERROR MESSAGE"}}
```

Parameters

Clears description from a given interface

This API assigns a description to a given interface.

```
curl -X PUT http://ch20.amd.com/v2.0/interface/0/0/description -d '{"value": "", "username": "john", "password": "jsecre"}' -H 'Content-type: application/json'
```

OR

```
curl -X PUT http://ch20.amd.com/v2.0/interface/0/0/description?'value=&username=john&password=jsecre' -H 'Content-type: application/x-www-form-urlencoded'
```

OR

```
curl -X PUT http://ch20.amd.com/v2.0/interface/0/0/description -d '{"value": "", "authtoken": "OpaqueRef:3a15e979-bad4-84d4-45cf-98c856c6ca55"}' -H 'Content-type: application/json'
```

OR

```
curl -X PUT http://ch20.amd.com/v2.0/interface/0/0/description?'value=&authtoken=OpaqueRef:3a15e979-bad4-84d4-45cf-98c856c6ca55' -H 'Content-type: application/x-www-form-urlencoded'
```

Response

JSON Data.

Failure Response

```
{"result" : "", "error" : {"code" : "HTTP Error Code", "message" : "Failure: ERROR MESSAGE"}}
```

Parameters

interface-type – options are “gigabitethernet” or “tengigabitethernet”

Clears description from a given range of interfaces

This API assigns a description to a given range of interfaces. All interfaces must belong to same slot (mxcards#). An interface is defined as slot/port.

```
curl -X PUT http://ch20.amd.com/v2.0/interface/0/0-0/7/description -d '{"value": "", "username": "john", "password": "jsecre"}' -H 'Content-type: application/json'
```

OR

```
curl -X PUT http://ch20.amd.com/v2.0/interface/0/0-0/7/description?value=&username=john&password=jsecre' -H 'Content-type: application/x-www-form-urlencoded'
```

OR

```
curl -X PUT http://ch20.amd.com/v2.0/interface/0/0-0/7/description -d '{"value": "", "authToken": "OpaqueRef:3a15e979-bad4-84d4-45cf-98c856c6ca55"}' -H 'Content-type: application/json'
```

OR

```
curl -X PUT http://ch20.amd.com/v2.0/interface/0/0-0/7/description?value=&authToken=OpaqueRef:3a15e979-bad4-84d4-45cf-98c856c6ca55' -H 'Content-type: application/x-www-form-urlencoded'
```

Response

JSON Data.

Failure Response

```
{"result" : "", "error" : {"code" : "HTTP Error Code", "message" : "Failure: ERROR MESSAGE"}}
```

Parameters

`interface-type` – options are “gigabitethernet” or “tengigabitethernet”

Set gratuitousArp for a given interface

This API sets gratuitousArp on a given interface.

```
curl -X PUT http://ch20.amd.com/v2.0/interface/0/0/gratuitousArp -d '{"value": true, "username": "john", "password": "jsecret"}' -H 'Content-type: application/json'
```

OR

```
curl -X PUT http://ch20.amd.com/v2.0/interface/0/0/gratuitousArp?value=true&username=john&password=jsecret -H 'Content-type: application/x-www-form-urlencoded'
```

OR

```
curl -X PUT http://ch20.amd.com/v2.0/interface/0/0/gratuitousArp -d '{"value": true, "authToken": "OpaqueRef:3a15e979-bad4-84d4-45cf-98c856c6ca55"}' -H 'Content-type: application/json'
```

OR

```
curl -X PUT http://ch20.amd.com/v2.0/interface/0/0/gratuitousArp?value=true&authToken=OpaqueRef:3a15e979-bad4-84d4-45cf-98c856c6ca55 -H 'Content-type: application/x-www-form-urlencoded'
```

Response

JSON Data.

Failure Response

```
{"result" : "", "error" : {"code" : "HTTP Error Code", "message" : "Failure: ERROR MESSAGE"}}
```

Parameters

None

Set gratuitousArp for a given range of interfaces

This API sets gratuitousArp on a given range of interfaces. All interfaces must belong to same slot (mxcard#). An interface is defined as slot/port.

```
curl -X PUT http://ch20.amd.com/v2.0/interface/0/0-0/7/gratuitousArp -d '{"value": true, "username": "john", "password": "jsecret"}' -H 'Content-type: application/json'
```

OR

```
curl -X PUT http://ch20.amd.com/v2.0/interface/0/0-0/7/gratuitousArp?'value=true&username=john&password=jsecret' -H 'Content-type: application/x-www-form-urlencoded'
```

OR

```
curl -X PUT http://ch20.amd.com/v2.0/interface/0/0-0/7/gratuitousArp -d '{"value": true, "authtoken": "OpaqueRef:3a15e979-bad4-84d4-45cf-98c856c6ca55"}' -H 'Content-type: application/json'
```

OR

```
curl -X PUT http://ch20.amd.com/v2.0/interface/0/0-0/7/gratuitousArp?'value=true&authtoken=OpaqueRef:3a15e979-bad4-84d4-45cf-98c856c6ca55' -H 'Content-type: application/x-www-form-urlencoded'
```

Response

JSON Data.

Failure Response

```
{"result" : "", "error" : {"code" : "HTTP Error Code", "message" : "Failure: ERROR MESSAGE"}}
```

Parameters

None

Unsets gratuitousArp on a given interface

This API unsets gratuitousArp on a given interface.

```
curl -X PUT http://ch20.amd.com/v2.0/interface/0/0/gratuitousArp -d '{"value": false, "username": "john", "password": "jsecre"}' -H 'Content-type: application/json'
```

OR

```
curl -X PUT http://ch20.amd.com/v2.0/interface/0/0/gratuitousArp?'value=false &username=john&password=jsecre' -H 'Content-type: application/x-www-form-urlencoded'
```

OR

```
curl -X PUT http://ch20.amd.com/v2.0/interface/0/0/gratuitousArp -d '{"value": false, "authToken": "OpaqueRef:3a15e979-bad4-84d4-45cf-98c856c6ca55"}' -H 'Content-type: application/json'
```

OR

```
curl -X PUT http://ch20.amd.com/v2.0/interface/0/0/gratuitousArp?'value=false&authToken=Opaque Ref:3a15e979-bad4-84d4-45cf-98c856c6ca55' -H 'Content-type: application/x-www-form-urlencoded'
```

Response

JSON Data.

Failure Response

```
{"result" : "", "error" : {"code" : "HTTP Error Code", "message" : "Failure: ERROR MESSAGE"}}
```

Parameters

None

Unsets gratuitousArp on a given range of interfaces

This API unsets gratuitousArp on a given range of interfaces. All interfaces must belong to same slot (mxcards#). An interface is defined as slot/port.

```
curl -X PUT http://ch20.amd.com/v2.0/interface/0/0-0/7/gratuitousArp -d '{"value": false, "username": "john", "password": "jsecre"}' -H 'Content-type: application/json'
```

OR

```
curl -X PUT http://ch20.amd.com/v2.0/interface/0/0-0/7/gratuitousArp?'value=false&username=john&password=jsecre' -H 'Content-type: application/x-www-form-urlencoded'
```

OR

```
curl -X PUT http://ch20.amd.com/v2.0/interface/0/0-0/7/gratuitousArp -d '{"value": false, "authToken": "OpaqueRef:3a15e979-bad4-84d4-45cf-98c856c6ca55"}' -H 'Content-type: application/json'
```

OR

```
curl -X PUT http://ch20.amd.com/v2.0/interface/0/0-0/7/gratuitousArp?'value=false&authToken=OpaqueRef:3a15e979-bad4-84d4-45cf-98c856c6ca55' -H 'Content-type: application/x-www-form-urlencoded'
```

Response

JSON Data.

Failure Response

```
{"result" : "", "error" : {"code" : "HTTP Error Code", "message" : "Failure: ERROR MESSAGE"}}
```

Parameters

None

Copy Image to a chassis from an external machine

This API copies image from external computer/server on to the chassis in the flash memory. This image would be booted later on mxcards of the chassis.

```
curl -X PUT http://ch20.amd.com/v2.0/chassis/system -d '{"action": "copy-image", "flash": 1, "sourceURL": "ftp://machine/image.img", "username": "john", "password": "jsecret"}' -H 'Content-type: application/json'
```

OR

```
curl -X PUT http://ch20.amd.com/v2.0/chassis/system?action=copy-image&flash=1&sourceURL=ftp://machine/image.img&username=john&password=jsecret -H 'Content-type: application/x-www-form-urlencoded'
```

OR

```
curl -X PUT http://ch20.amd.com/v2.0/chassis/system -d '{"action": "copy-image", "flash": 1, "sourceURL": "ftp://machine/image.img", "authToken": "OpaqueRef:3a15e979-bad4-84d4-45cf-98c856c6ca55"}' -H 'Content-type: application/json'
```

OR

```
curl -X PUT http://ch20.amd.com/v2.0/chassis/system?action=copy-image&flash=1&sourceURL=ftp://machine/image.img&authToken=OpaqueRef:3a15e979-bad4-84d4-45cf-98c856c6ca55 -H 'Content-type: application/x-www-form-urlencoded'
```

Response

JSON Data.

Failure Response

```
{"result" : "", "error" : {"code" : "HTTP Error Code", "message" : "Failure: ERROR MESSAGE"}}
```

Here is the API and its successful response with the data:

```
-bash-3.2$ curl -X PUT http://ch10.amd.com/v2.0/chassis/system -d '{"action": "copy-image", "flash": 1, "sourceURL": "http://1.126.136.10/image1.pkg_25", "username": "admin", "password": "seamicro"}' -H 'content-type:application/json'
```

```
"copy-image"
```

Add a VLAN to inband

This API adds a VLAN to inband.

```
curl -X PUT http://ch20.amd.com/v2.0/interface/inband/mgmtVlan -d '{"add": "2", "username": "john", "password": "jsecret"}' -H 'Content-type: application/json'
```

OR

```
curl -X PUT http://ch20.amd.com/v2.0/interface/inband/mgmtVlan?add=2&username=john&password=jsecret -H 'Content-type: application/x-www-form-urlencoded'
```

OR

```
curl -X PUT http://ch20.amd.com/v2.0/interface/inband/mgmtVlan -d '{"add": "2", "authToken": "OpaqueRef:3a15e979-bad4-84d4-45cf-98c856c6ca55"}' -H 'Content-type: application/json'
```

OR

```
curl -X PUT http://ch20.amd.com/v2.0/interface/inband/mgmtVlan?add=2&authToken=OpaqueRef:3a15e979-bad4-84d4-45cf-98c856c6ca55 -H 'Content-type: application/x-www-form-urlencoded'
```

Response

JSON Data.

Failure Response

```
{"result" : "", "error" : {"code" : "HTTP Error Code", "message" : "Failure: ERROR MESSAGE"}}
```

Parameters

None.

Remove a VLAN from inband

This API removes a VLAN from inband.

```
curl -X PUT http://ch20.amd.com/v2.0/interface/inband/mgmtVlan -d '{"remove": "2", "username": "john", "password": "jsecret"}' -H 'Content-type: application/json'
```

OR

```
curl -X PUT http://ch20.amd.com/v2.0/interface/inband/mgmtVlan?'remove=2&username=john&password=jsecret' -H 'Content-type: application/x-www-form-urlencoded'
```

OR

```
curl -X PUT http://ch20.amd.com/v2.0/interface/inband/mgmtVlan -d '{"remove": "2", "authtoken": "OpaqueRef:3a15e979-bad4-84d4-45cf-98c856c6ca55"}' -H 'Content-type: application/json'
```

OR

```
curl -X PUT http://ch20.amd.com/v2.0/interface/inband/mgmtVlan?'remove=2&authtoken=OpaqueRef:3a15e979-bad4-84d4-45cf-98c856c6ca55' -H 'Content-type: application/x-www-form-urlencoded'
```

Response

JSON Data.

Failure Response

```
{"result" : "", "error" : {"code" : "HTTP Error Code", "message" : "Failure: ERROR MESSAGE"}}
```

Parameters

None.

Attach a VLAN to inband

This API attaches a VLAN to inband.

```
curl -X PUT http://ch20.amd.com/v2.0/interface/inband -d '{"action": "set-inband-vlan", "vlan": "23", "allow": "true", "username": "john", "password": "jsecret"}' -H 'Content-type: application/json'
```

OR

```
curl -X PUT http://ch20.amd.com/v2.0/interface/inband?'action=set-inband-vlan&vlan=23&allow=true&username=john&password=jsecret' -H 'Content-type: application/x-www-form-urlencoded'
```

OR

```
curl -X PUT http://ch20.amd.com/v2.0/interface/0/0 -d '{"action": "set-inband-vlan", "vlan": "23", "allow": "true", "authToken": "OpaqueRef:3a15e979-bad4-84d4-45cf-98c856c6ca55"}' -H 'Content-type: application/json'
```

OR

```
curl -X PUT http://ch20.amd.com/v2.0/interface/0/0?'action=set-inband-vlan&vlan=23&allow=true&authToken=OpaqueRef:3a15e979-bad4-84d4-45cf-98c856c6ca55' -H 'Content-type: application/x-www-form-urlencoded'
```

Response

JSON Data.

Failure Response

```
{"result" : "", "error" : {"code" : "HTTP Error Code", "message" : "Failure: ERROR MESSAGE"}}
```

Parameters

interface-type – options are “gigabitethernet” or “tengigabitethernet”

Clears a VLAN from inband

This API clears a VLAN from inband.

```
curl -X PUT http://ch20.amd.com/v2.0/interface/inband -d '{"action": "set-inband-vlan", "vlan": "23", "allow": "false", "username": "john", "password": "jsecret"}' -H 'Content-type: application/json'
```

OR

```
curl -X PUT http://ch20.amd.com/v2.0/interface/inband?'action=set-inband-vlan&vlan=23&allow=false&username=john&password=jsecret' -H 'Content-type: application/x-www-form-urlencoded'
```

OR

```
curl -X PUT http://ch20.amd.com/v2.0/interface/0/0 -d '{"action": "set-inband-vlan", "allow": "false", "authtoken": "OpaqueRef:3a15e979-bad4-84d4-45cf-98c856c6ca55"}' -H 'Content-type: application/json'
```

OR

```
curl -X PUT http://ch20.amd.com/v2.0/interface/0/0?'action=set-inband-vlan&allow=false&authtoken=OpaqueRef:3a15e979-bad4-84d4-45cf-98c856c6ca55' -H 'Content-type: application/x-www-form-urlencoded'
```

Response

JSON Data.

Failure Response

```
{"result" : "", "error" : {"code" : "HTTP Error Code", "message" : "Failure: ERROR MESSAGE"}}
```

Parameters

interface-type – options are “gigabitethernet” or “tengigabitethernet”

Assign an ip address to inband

This API assigns an ip address to inband.

```
curl -X PUT http://ch20.amd.com/v2.0/interface/inband/ipAddress -d '{"add": "74.90.11.254/22", "username": "john", "password": "jsecret"}' -H 'Content-type: application/json'
```

OR

```
curl -X PUT http://ch20.amd.com/v2.0/interface/inband/ipAddress?'add=74.90.11.254/22&username=john&password=jsecret' -H 'Content-type: application/x-www-form-urlencoded'
```

OR

```
curl -X PUT http://ch20.amd.com/v2.0/interface/inband/ipAddress -d '{"add": "74.90.11.254/22", "authtoken": "OpaqueRef:3a15e979-bad4-84d4-45cf-98c856c6ca55"}' -H 'Content-type: application/json'
```


OR

```
curl -X PUT http://ch20.amd.com/v2.0/interface/inband/ipAddress?'add=74.90.11.254/22 &authtoken=OpaqueRef:3a15e979-bad4-84d4-45cf-98c856c6ca55' -H 'Content-type: application/x-www-form-urlencoded'
```

Response

JSON Data.

Failure Response

```
{"result" : "", "error" : {"code" : "HTTP Error Code", "message" : "Failure: ERROR MESSAGE"}}
```

Parameters

None.

Remove an ip address from inband

This API removes an ip address from inband.

```
curl -X PUT http://ch20.amd.com/v2.0/interface/inband/ipAddress -d '{"remove": "74.90.11.254/22", "username": "john", "password": "jsecret"}' -H 'Content-type: application/json'
```

OR

```
curl -X PUT http://ch20.amd.com/v2.0/interface/inband/ipAddress?'remove=74.90.11.254/22&username=john&password=jsecret' -H 'Content-type: application/x-www-form-urlencoded'
```

OR

```
curl -X PUT http://ch20.amd.com/v2.0/interface/inband/ipAddress -d '{"remove": "74.90.11.254/22", "authtoken": "OpaqueRef:3a15e979-bad4-84d4-45cf-98c856c6ca55"}' -H 'Content-type: application/json'
```

OR

```
curl -X PUT http://ch20.amd.com/v2.0/interface/inband/ipAddress?'remove=74.90.11.254/22&authtoken=OpaqueRef:3a15e979-bad4-84d4-45cf-98c856c6ca55'
```

```
ken=OpaqueRef:3a15e979-bad4-84d4-45cf-98c856c6ca55' -H 'Content-type: application/x-www-form-urlencoded'
```

Response

JSON Data.

Failure Response

```
{"result" : "", "error" : {"code" : "HTTP Error Code", "message" : "Failure: ERROR MESSAGE"}}
```

Parameters

None.

Assign default gateway ip address to inband

This API assigns default gateway ip address to inband.

```
curl -X PUT http://ch20.amd.com/v2.0/interface/inband/ipDefaultGateway -d '{"add": "74.90.11.253", "username": "john", "password": "jsecret"}' -H 'Content-type: application/json'
```

OR

```
curl -X PUT http://ch20.amd.com/v2.0/interface/inband/ipDefaultGateway?add=74.90.11.253&username=john&password=jsecret -H 'Content-type: application/x-www-form-urlencoded'
```

OR

```
curl -X PUT http://ch20.amd.com/v2.0/interface/inband/ipDefaultGateway -d '{"add": "74.90.11.253", "authtoken": "OpaqueRef:3a15e979-bad4-84d4-45cf-98c856c6ca55"}' -H 'Content-type: application/json'
```

OR

```
curl -X PUT http://ch20.amd.com/v2.0/interface/inband/ipDefaultGateway?add=74.90.11.253&authtoken=OpaqueRef:3a15e979-bad4-84d4-45cf-98c856c6ca55 -H 'Content-type: application/x-www-form-urlencoded'
```

Response

JSON Data.

Failure Response

```
{"result" : "", "error" : {"code" : "HTTP Error Code", "message" : "Failure: ERROR MESSAGE"}}
```

Parameters

None.

Remove a default gateway ip address from inband

This API removes a default gateway ip address from inband.

```
curl -X PUT http://ch20.amd.com/v2.0/interface/inband/ipDefaultGateway -d '{"remove": "74.90.11.253", "username": "john", "password": "jsecret"}' -H 'Content-type: application/json'
```

OR

```
curl -X PUT http://ch20.amd.com/v2.0/interface/inband/ipDefaultGateway?remove=74.90.11.253&username=john&password=jsecret -H 'Content-type: application/x-www-form-urlencoded'
```

OR

```
curl -X PUT http://ch20.amd.com/v2.0/interface/inband/ipDefaultGateway -d '{"remove": "74.90.11.253", "authtoken": "OpaqueRef:3a15e979-bad4-84d4-45cf-98c856c6ca55"}' -H 'Content-type: application/json'
```

OR

```
curl -X PUT http://ch20.amd.com/v2.0/interface/inband/ipDefaultGateway?remove=74.90.11.253&authtoken=OpaqueRef:3a15e979-bad4-84d4-45cf-98c856c6ca55 -H 'Content-type: application/x-www-form-urlencoded'
```

Response

JSON Data.

Failure Response

```
{"result" : "", "error" : {"code" : "HTTP Error Code", "message" : "Failure: ERROR MESSAGE"}}
```

Parameters

None.

Enable SSH protocol on inband

This API allows SSH protocol on inband.

```
curl -X PUT http://ch20.amd.com/v2.0/interface/inband -d '{"action": "set-inband-allow", "protocol": "ssh", "allow": "true", "username": "john", "password": "jsecret"}' -H 'Content-type: application/json'
```

OR

```
curl -X PUT http://ch20.amd.com/v2.0/interface/inband?'action=set-inband-allow&protocol=ssh&allow=true&username=john&password=jsecret' -H 'Content-type: application/x-www-form-urlencoded'
```

OR

```
curl -X PUT http://ch20.amd.com/v2.0/interface/0/0 -d '{"action": "set-inband-allow", "protocol": "ssh", "allow": "true", "authtoken": "OpaqueRef:3a15e979-bad4-84d4-45cf-98c856c6ca55"}' -H 'Content-type: application/json'
```

OR

```
curl -X PUT http://ch20.amd.com/v2.0/interface/0/0?'action=set-inband-allow&protocol=ssh&&allow=true&authtoken=OpaqueRef:3a15e979-bad4-84d4-45cf-98c856c6ca55' -H 'Content-type: application/x-www-form-urlencoded'
```

Response

JSON Data.

Failure Response

```
{"result" : "", "error" : {"code" : "HTTP Error Code", "message" : "Failure: ERROR MESSAGE"}}
```

Parameters

Action protocol, allow

Disable SSH protocol on inband

This API disallows SSH protocol on inband.

```
curl -X PUT http://ch20.amd.com/v2.0/interface/inband -d '{"action": "set-inband-allow", "protocol": "ssh", "allow": "false", "username": "john", "password": "jsecret"}' -H 'Content-type: application/json'
```

OR

```
curl -X PUT http://ch20.amd.com/v2.0/interface/inband?action=set-inband-allow&protocol=ssh&allow=false&username=john&password=jsecret -H 'Content-type: application/x-www-form-urlencoded'
```

OR

```
curl -X PUT http://ch20.amd.com/v2.0/interface/0/0 -d '{"action": "set-inband-allow", "protocol": "ssh", "allow": "false", "authtoken": "OpaqueRef:3a15e979-bad4-84d4-45cf-98c856c6ca55"}' -H 'Content-type: application/json'
```

OR

```
curl -X PUT http://ch20.amd.com/v2.0/interface/0/0?action=set-inband-allow&protocol=ssh&&allow=false&authtoken=OpaqueRef:3a15e979-bad4-84d4-45cf-98c856c6ca55 -H 'Content-type: application/x-www-form-urlencoded'
```

Response

JSON Data.

Failure Response

```
{"result" : "", "error" : {"code" : "HTTP Error Code", "message" : "Failure: ERROR MESSAGE"}}
```

Parameters

Action, protocol, allow

Enable SNMP protocol on inband

This API allows SNMP protocol on inband.

```
curl -X PUT http://ch20.amd.com/v2.0/interface/inband -d '{"action": "set-inband-allow",  
"protocol": "snmp", "allow": "true", "username": "john", "password": "jsecret"}' -H  
'Content-type: application/json'
```

OR

```
curl -X PUT http://ch20.amd.com/v2.0/interface/inband?'action=set-inband-  
allow&protocol=snmp&allow=true&username=john&password=jsecret' -H 'Content-  
type: application/x-www-form-urlencoded'
```

OR

```
curl -X PUT http://ch20.amd.com/v2.0/interface/0/0 -d '{"action": "set-inband-allow",  
"protocol": "snmp", "allow": "true", "authtoken": "OpaqueRef:3a15e979-bad4-84d4-45cf-  
98c856c6ca55"}' -H 'Content-type: application/json'
```

OR

```
curl -X PUT http://ch20.amd.com/v2.0/interface/0/0?'action=set-inband-  
allow&protocol=snmp&&allow=true&authtoken=OpaqueRef:3a15e979-bad4-84d4-45cf-  
98c856c6ca55' -H 'Content-type: application/x-www-form-urlencoded'
```

Response

JSON Data.

Failure Response

```
{"result" : "", "error" : {"code" : "HTTP Error Code", "message" : "Failure: ERROR  
MESSAGE"}}
```

Parameters

Action, protocol, allow

Disable SNMP protocol on inband

This API disallows SNMP protocol on inband.

```
curl -X PUT http://ch20.amd.com/v2.0/interface/inband -d '{"action": "set-inband-allow", "protocol": "snmp", "allow": "false", "username": "john", "password": "jsecret"}' -H 'Content-type: application/json'
```

OR

```
curl -X PUT http://ch20.amd.com/v2.0/interface/inband?action=set-inband-allow&protocol=snmp&allow=false&username=john&password=jsecret' -H 'Content-type: application/x-www-form-urlencoded'
```

OR

```
curl -X PUT http://ch20.amd.com/v2.0/interface/0/0 -d '{"action": "set-inband-allow", "protocol": "snmp", "allow": "false", "authtoken": "OpaqueRef:3a15e979-bad4-84d4-45cf-98c856c6ca55"}' -H 'Content-type: application/json'
```

OR

```
curl -X PUT http://ch20.amd.com/v2.0/interface/0/0?action=set-inband-allow&protocol=snmp&&allow=false&authtoken=OpaqueRef:3a15e979-bad4-84d4-45cf-98c856c6ca55' -H 'Content-type: application/x-www-form-urlencoded'
```

Response

JSON Data.

Failure Response

```
{"result" : "", "error" : {"code" : "HTTP Error Code", "message" : "Failure: ERROR MESSAGE"}}
```

Parameters

Action, protocol, allow

Enable IPMI protocol on inband

This API allows IPMI protocol on inband.

```
curl -X PUT http://ch20.amd.com/v2.0/interface/inband -d '{"action": "set-inband-allow", "protocol": "ipmi", "allow": "true", "username": "john", "password": "jsecret"}' -H 'Content-type: application/json'
```

OR

```
curl -X PUT http://ch20.amd.com/v2.0/interface/inband?'action=set-inband-allow&protocol=ipmi&allow=true&username=john&password=jsecret' -H 'Content-type: application/x-www-form-urlencoded'
```

OR

```
curl -X PUT http://ch20.amd.com/v2.0/interface/0/0 -d '{"action": "set-inband-allow", "protocol": "ipmi", "allow": "true", "authtoken": "OpaqueRef:3a15e979-bad4-84d4-45cf-98c856c6ca55"}' -H 'Content-type: application/json'
```

OR

```
curl -X PUT http://ch20.amd.com/v2.0/interface/0/0?'action=set-inband-allow&protocol=ipmi&&allow=true&authtoken=OpaqueRef:3a15e979-bad4-84d4-45cf-98c856c6ca55' -H 'Content-type: application/x-www-form-urlencoded'
```

Response

JSON Data.

Failure Response

```
{"result" : "", "error" : {"code" : "HTTP Error Code", "message" : "Failure: ERROR MESSAGE"}}
```

Parameters

Action, protocol, allow

Disable IPMI protocol on inband

This API disallows IPMI protocol on inband.

```
curl -X PUT http://ch20.amd.com/v2.0/interface/inband -d '{"action": "set-inband-allow", "protocol": "ipmi", "allow": "false", "username": "john", "password": "jsecret"}' -H 'Content-type: application/json'
```


OR

```
curl -X PUT http://ch20.amd.com/v2.0/interface/inband?action=set-inband-allow&protocol=ipmi&allow=false&username=john&password=jsecret -H 'Content-type: application/x-www-form-urlencoded'
```

OR

```
curl -X PUT http://ch20.amd.com/v2.0/interface/0/0 -d '{"action": "set-inband-allow", "protocol": "ipmi", "allow": "false", "authtoken": "OpaqueRef:3a15e979-bad4-84d4-45cf-98c856c6ca55"}' -H 'Content-type: application/json'
```

OR

```
curl -X PUT http://ch20.amd.com/v2.0/interface/0/0?action=set-inband-allow&protocol=ipmi&allow=false&authtoken=OpaqueRef:3a15e979-bad4-84d4-45cf-98c856c6ca55' -H 'Content-type: application/x-www-form-urlencoded'
```

Response

JSON Data.

Failure Response

```
{"result" : "", "error" : {"code" : "HTTP Error Code", "message" : "Failure: ERROR MESSAGE"}}
```

Parameters

Action, protocol, allow

Enable termserv protocol on inband

This API allows termserv protocol on inband.

```
curl -X PUT http://ch20.amd.com/v2.0/interface/inband -d '{"action": "set-inband-allow", "protocol": "termserv", "allow": "true", "username": "john", "password": "jsecret"}' -H 'Content-type: application/json'
```

OR

```
curl -X PUT http://ch20.amd.com/v2.0/interface/inband?'action=set-inband-allow&protocol=termserv&allow=true&username=john&password=jsecret' -H 'Content-type: application/x-www-form-urlencoded'
```

OR

```
curl -X PUT http://ch20.amd.com/v2.0/interface/0/0 -d '{"action": "set-inband-allow", "protocol": "termserv", "allow": "true", "authtoken": "OpaqueRef:3a15e979-bad4-84d4-45cf-98c856c6ca55"}' -H 'Content-type: application/json'
```

OR

```
curl -X PUT http://ch20.amd.com/v2.0/interface/0/0?'action=set-inband-allow&protocol=termserv&&allow=true&authtoken=OpaqueRef:3a15e979-bad4-84d4-45cf-98c856c6ca55' -H 'Content-type: application/x-www-form-urlencoded'
```

Response

JSON Data.

Failure Response

```
{"result" : "", "error" : {"code" : "HTTP Error Code", "message" : "Failure: ERROR MESSAGE"}}
```

Parameters

Action, protocol, allow

Disable termserv protocol on inband

This API disallows termserv protocol on inband.

```
curl -X PUT http://ch20.amd.com/v2.0/interface/inband -d '{"action": "set-inband-allow", "protocol": "termserv", "allow": "false", "username": "john", "password": "jsecret"}' -H 'Content-type: application/json'
```

OR

```
curl -X PUT http://ch20.amd.com/v2.0/interface/inband?'action=set-inband-allow&protocol=termserv&allow=false&username=john&password=jsecret' -H 'Content-type: application/x-www-form-urlencoded'
```

OR

```
curl -X PUT http://ch20.amd.com/v2.0/interface/0/0 -d '{"action": "set-inband-allow", "protocol": "termserv", "allow": "false", "authtoken": "OpaqueRef:3a15e979-bad4-84d4-45cf-98c856c6ca55"}' -H 'Content-type: application/json'
```

OR

```
curl -X PUT http://ch20.amd.com/v2.0/interface/0/0?action=set-inband-allow&protocol=termserv&&allow=false&authtoken=OpaqueRef:3a15e979-bad4-84d4-45cf-98c856c6ca55' -H 'Content-type: application/x-www-form-urlencoded'
```

Response

JSON Data.

Failure Response

```
{"result" : "", "error" : {"code" : "HTTP Error Code", "message" : "Failure: ERROR MESSAGE"}}
```

Parameters

Action, protocol, allow

Enable HTTP protocol on inband

This API allows HTTP protocol on inband.

```
curl -X PUT http://ch20.amd.com/v2.0/interface/inband -d '{"action": "set-inband-allow", "protocol": "http", "allow": "true", "username": "john", "password": "jsecret"}' -H 'Content-type: application/json'
```

OR

```
curl -X PUT http://ch20.amd.com/v2.0/interface/inband?action=set-inband-allow&protocol=http&allow=true&username=john&password=jsecret' -H 'Content-type: application/x-www-form-urlencoded'
```

OR

```
curl -X PUT http://ch20.amd.com/v2.0/interface/0/0 -d '{"action": "set-inband-allow", "protocol": "http", "allow": "true", "authtoken": "OpaqueRef:3a15e979-bad4-84d4-45cf-98c856c6ca55"}' -H 'Content-type: application/json'
```

OR

```
curl -X PUT http://ch20.amd.com/v2.0/interface/0/0?action=set-inband-allow&protocol=http&allow=true&authtoken=OpaqueRef:3a15e979-bad4-84d4-45cf-98c856c6ca55' -H 'Content-type: application/x-www-form-urlencoded'
```

Response

JSON Data.

Failure Response

```
{"result" : "", "error" : {"code" : "HTTP Error Code", "message" : "Failure: ERROR MESSAGE"}}
```

Parameters

Action, protocol, allow

Disable HTTP protocol on inband

This API disallows HTTP protocol on inband.

```
curl -X PUT http://ch20.amd.com/v2.0/interface/inband -d '{"action": "set-inband-allow", "protocol": "http", "allow": "false", "username": "john", "password": "jsecret"}' -H 'Content-type: application/json'
```

OR

```
curl -X PUT http://ch20.amd.com/v2.0/interface/inband?action=set-inband-allow&protocol=http&allow=false&username=john&password=jsecret' -H 'Content-type: application/x-www-form-urlencoded'
```

OR

```
curl -X PUT http://ch20.amd.com/v2.0/interface/0/0 -d '{"action": "set-inband-allow", "protocol": "http", "allow": "false", "authtoken": "OpaqueRef:3a15e979-bad4-84d4-45cf-98c856c6ca55"}' -H 'Content-type: application/json'
```

OR

```
curl -X PUT http://ch20.amd.com/v2.0/interface/0/0?'action=set-inband-allow&protocol=http&&allow=false&authtoken=OpaqueRef:3a15e979-bad4-84d4-45cf-98c856c6ca55' -H 'Content-type: application/x-www-form-urlencoded'
```

Response

JSON Data.

Failure Response

```
{"result" : "", "error" : {"code" : "HTTP Error Code", "message" : "Failure: ERROR MESSAGE"}}
```

Parameters

Protocol, allow

Enable HTTPS protocol on inband

This API allows HTTPS protocol on inband.

```
curl -X PUT http://ch20.amd.com/v2.0/interface/inband -d '{"action": "set-inband-allow", "protocol": "https", "allow": "true", "username": "john", "password": "jsecret"}' -H 'Content-type: application/json'
```

OR

```
curl -X PUT http://ch20.amd.com/v2.0/interface/inband?'action=set-inband-allow&protocol=https&allow=true&username=john&password=jsecret' -H 'Content-type: application/x-www-form-urlencoded'
```

OR

```
curl -X PUT http://ch20.amd.com/v2.0/interface/0/0 -d '{"action": "set-inband-allow", "protocol": "https", "allow": "true", "authtoken": "OpaqueRef:3a15e979-bad4-84d4-45cf-98c856c6ca55"}' -H 'Content-type: application/json'
```

OR

```
curl -X PUT http://ch20.amd.com/v2.0/interface/0/0?'action=set-inband-allow&protocol=https&&allow=true&authtoken=OpaqueRef:3a15e979-bad4-84d4-45cf-98c856c6ca55' -H 'Content-type: application/x-www-form-urlencoded'
```

Response

JSON Data.

Failure Response

```
{"result" : "", "error" : {"code" : "HTTP Error Code", "message" : "Failure: ERROR MESSAGE"}}
```

Parameters

Action, protocol, allow

Disable HTTPS protocol on inband

This API disallows HTTPS protocol on inband.

```
curl -X PUT http://ch20.amd.com/v2.0/interface/inband -d '{"action": "set-inband-allow", "protocol": "https", "allow": "false", "username": "john", "password": "jsecret"}' -H 'Content-type: application/json'
```

OR

```
curl -X PUT http://ch20.amd.com/v2.0/interface/inband?'action=set-inband-allow&protocol=https&allow=false&username=john&password=jsecret' -H 'Content-type: application/x-www-form-urlencoded'
```

OR

```
curl -X PUT http://ch20.amd.com/v2.0/interface/0/0 -d '{"action": "set-inband-allow", "protocol": "https", "allow": "false", "authtoken": "OpaqueRef:3a15e979-bad4-84d4-45cf-98c856c6ca55"}' -H 'Content-type: application/json'
```

OR

```
curl -X PUT http://ch20.amd.com/v2.0/interface/0/0?'action=set-inband-allow&protocol=https&&allow=false&authtoken=OpaqueRef:3a15e979-bad4-84d4-45cf-98c856c6ca55' -H 'Content-type: application/x-www-form-urlencoded'
```

Response

JSON Data.

Failure Response

```
{"result" : "", "error" : {"code" : "HTTP Error Code", "message" : "Failure: ERROR MESSAGE"}}
```

Parameters

Action, protocol, allow

Enable NTP protocol on inband

This API allows NTP protocol on inband.

```
curl -X PUT http://ch20.amd.com/v2.0/interface/inband -d '{"action": "set-inband-allow", "protocol": "ntp", "allow": "true", "username": "john", "password": "jsecret"}' -H 'Content-type: application/json'
```

OR

```
curl -X PUT http://ch20.amd.com/v2.0/interface/inband?action=set-inband-allow&protocol=ntp&allow=true&username=john&password=jsecret -H 'Content-type: application/x-www-form-urlencoded'
```

OR

```
curl -X PUT http://ch20.amd.com/v2.0/interface/0/0 -d '{"action": "set-inband-allow", "protocol": "ntp", "allow": "true", "authToken": "OpaqueRef:3a15e979-bad4-84d4-45cf-98c856c6ca55"}' -H 'Content-type: application/json'
```

OR

```
curl -X PUT http://ch20.amd.com/v2.0/interface/0/0?action=set-inband-allow&protocol=ntp&&allow=true&authToken=OpaqueRef:3a15e979-bad4-84d4-45cf-98c856c6ca55 -H 'Content-type: application/x-www-form-urlencoded'
```

Response

JSON Data.

Failure Response

```
{"result" : "", "error" : {"code" : "HTTP Error Code", "message" : "Failure: ERROR MESSAGE"}}
```

Parameters

Action, protocol, allow

Disable NTP protocol on inband

This API disallows NTP protocol on inband.

```
curl -X PUT http://ch20.amd.com/v2.0/interface/inband -d '{"action": "set-inband-allow", "protocol": "ntp", "allow": "false", "username": "john", "password": "jsecret"}' -H 'Content-type: application/json'
```

OR

```
curl -X PUT http://ch20.amd.com/v2.0/interface/inband?action=set-inband-allow&protocol=ntp&allow=false&username=john&password=jsecret -H 'Content-type: application/x-www-form-urlencoded'
```

OR

```
curl -X PUT http://ch20.amd.com/v2.0/interface/0/0 -d '{"action": "set-inband-allow", "protocol": "ntp", "allow": "false", "authtoken": "OpaqueRef:3a15e979-bad4-84d4-45cf-98c856c6ca55"}' -H 'Content-type: application/json'
```

OR

```
curl -X PUT http://ch20.amd.com/v2.0/interface/0/0?action=set-inband-allow&protocol=ntp&&allow=false&authtoken=OpaqueRef:3a15e979-bad4-84d4-45cf-98c856c6ca55' -H 'Content-type: application/x-www-form-urlencoded'
```

Response

JSON Data.

Failure Response

```
{"result" : "", "error" : {"code" : "HTTP Error Code", "message" : "Failure: ERROR MESSAGE"}}
```

Parameters

Action, protocol, allow

Eanble RADIUS protocol on inband

This API allows RADIUS protocol on inband.

```
curl -X PUT http://ch20.amd.com/v2.0/interface/inband -d '{"action": "set-inband-allow",  
"protocol": "radius", "allow": "true", "username": "john", "password": "jsecret"}' -H  
'Content-type: application/json'
```

OR

```
curl -X PUT http://ch20.amd.com/v2.0/interface/inband?'action=set-inband-allow&protocol=radius&allow=true&username=john&password=jsecret' -H 'Content-type: application/x-www-form-urlencoded'
```

OR

```
curl -X PUT http://ch20.amd.com/v2.0/interface/0/0 -d '{"action": "set-inband-allow",  
"protocol": "radius", "allow": "true", "authtoken": "OpaqueRef:3a15e979-bad4-84d4-45cf-98c856c6ca55"}' -H 'Content-type: application/json'
```

OR

```
curl -X PUT http://ch20.amd.com/v2.0/interface/0/0?'action=set-inband-allow&protocol=radius&&allow=true&authtoken=OpaqueRef:3a15e979-bad4-84d4-45cf-98c856c6ca55' -H 'Content-type: application/x-www-form-urlencoded'
```

Response

JSON Data.

Failure Response

```
{"result" : "", "error" : {"code" : "HTTP Error Code", "message" : "Failure: ERROR MESSAGE"}}
```

Parameters

Action, protocol, allow

Disable RADIUS protocol on inband

This API disallows RADIUS protocol on inband.

```
curl -X PUT http://ch20.amd.com/v2.0/interface/inband -d '{"action": "set-inband-allow", "protocol": "radius", "allow": "false", "username": "john", "password": "jsecret"}' -H 'Content-type: application/json'
```

OR

```
curl -X PUT http://ch20.amd.com/v2.0/interface/inband?action=set-inband-allow&protocol=radius&allow=false&username=john&password=jsecret -H 'Content-type: application/x-www-form-urlencoded'
```

OR

```
curl -X PUT http://ch20.amd.com/v2.0/interface/0/0 -d '{"action": "set-inband-allow", "protocol": "radius", "allow": "false", "authtoken": "OpaqueRef:3a15e979-bad4-84d4-45cf-98c856c6ca55"}' -H 'Content-type: application/json'
```

OR

```
curl -X PUT http://ch20.amd.com/v2.0/interface/0/0?action=set-inband-allow&protocol=radius&&allow=false&authtoken=OpaqueRef:3a15e979-bad4-84d4-45cf-98c856c6ca55 -H 'Content-type: application/x-www-form-urlencoded'
```

Response

JSON Data.

Failure Response

```
{"result" : "", "error" : {"code" : "HTTP Error Code", "message" : "Failure: ERROR MESSAGE"}}
```

Parameters

Action, protocol, allow

Enable TACACS protocol on inband

This API allows TACACS protocol on inband.

```
curl -X PUT http://ch20.amd.com/v2.0/interface/inband -d '{"action": "set-inband-allow", "protocol": "tacacs", "allow": "true", "username": "john", "password": "jsecret"}' -H 'Content-type: application/json'
```

OR

```
curl -X PUT http://ch20.amd.com/v2.0/interface/inband?action=set-inband-allow&protocol=tacacs&allow=true&username=john&password=jsecret -H 'Content-type: application/x-www-form-urlencoded'
```

OR

```
curl -X PUT http://ch20.amd.com/v2.0/interface/0/0 -d '{"action": "set-inband-allow", "protocol": "tacacs", "allow": "true", "authtoken": "OpaqueRef:3a15e979-bad4-84d4-45cf-98c856c6ca55"}' -H 'Content-type: application/json'
```

OR

```
curl -X PUT http://ch20.amd.com/v2.0/interface/0/0?action=set-inband-allow&protocol=tacacs&&allow=true&authtoken=OpaqueRef:3a15e979-bad4-84d4-45cf-98c856c6ca55 -H 'Content-type: application/x-www-form-urlencoded'
```

Response

JSON Data.

Failure Response

```
{"result" : "", "error" : {"code" : "HTTP Error Code", "message" : "Failure: ERROR MESSAGE"}}
```

Parameters

Action, protocol, allow

Disable TACACS protocol on inband

This API disallows TACACS protocol on inband.

```
curl -X PUT http://ch20.amd.com/v2.0/interface/inband -d '{"action": "set-inband-allow", "protocol": "tacacs", "allow": "false", "username": "john", "password": "jsecret"}' -H 'Content-type: application/json'
```

OR

```
curl -X PUT http://ch20.amd.com/v2.0/interface/inband?action=set-inband-allow&protocol=tacacs&allow=false&username=john&password=jsecret' -H 'Content-type: application/x-www-form-urlencoded'
```

OR

```
curl -X PUT http://ch20.amd.com/v2.0/interface/0/0 -d '{"action": "set-inband-allow", "protocol": "tacacs", "allow": "false", "authtoken": "OpaqueRef:3a15e979-bad4-84d4-45cf-98c856c6ca55"}' -H 'Content-type: application/json'
```

OR

```
curl -X PUT http://ch20.amd.com/v2.0/interface/0/0?action=set-inband-allow&protocol=tacacs&&allow=false&authtoken=OpaqueRef:3a15e979-bad4-84d4-45cf-98c856c6ca55' -H 'Content-type: application/x-www-form-urlencoded'
```

Response

JSON Data.

Failure Response

```
{"result" : "", "error" : {"code" : "HTTP Error Code", "message" : "Failure: ERROR MESSAGE"}}
```

Parameters

Action, protocol, allow

Allow a protocol to run on inband

This API allows a protocol to run on inband.

```
curl -X PUT http://ch20.amd.com/v2.0/interface/inband -d '{"action": "set-inband-allow", "protocol": "http&", "allow": "true", "username": "john", "password": "jsecret"}' -H 'Content-type: application/json'
```

OR

```
curl -X PUT http://ch20.amd.com/v2.0/interface/inband?'action=set-inband-allow&protocol=http&allow=true&username=john&password=jsecret' -H 'Content-type: application/x-www-form-urlencoded'
```

OR

```
curl -X PUT http://ch20.amd.com/v2.0/interface/inband -d '{"action": "set-inband-allow", "protocol": "http", "allow": "true", "authtoken": "OpaqueRef:3a15e979-bad4-84d4-45cf-98c856c6ca55"}' -H 'Content-type: application/json'
```

OR

```
curl -X PUT http://ch20.amd.com/v2.0/interface/inband?'action=set-inband-allow&protocol=http&allow=true&authtoken=OpaqueRef:3a15e979-bad4-84d4-45cf-98c856c6ca55' -H 'Content-type: application/x-www-form-urlencoded'
```

Response

JSON Data.

Failure Response

```
{"result" : "", "error" : {"code" : "HTTP Error Code", "message" : "Failure: ERROR MESSAGE"}}
```

Parameters

protocol – options are “http”, “https”, “ipmi”, “ntp”, “radius”, “snmp”, “ssh”, “tacacs” or “termserver”

Stop allowing a protocol from running on inband

This API stops allowing a protocol on inband.

```
curl -X PUT http://ch20.amd.com/v2.0/interface/inband -d '{"action": "set-inband-allow", "protocol": "http", "allow": "false", "username": "john", "password": "jsecret"}' -H 'Content-type: application/json'
```

```
curl -X PUT http://ch20.amd.com/v2.0/interface/inband?'action=set-inband-allow&protocol=http&allow=false&username=john&password=jsecret' -H 'Content-type: application/x-www-form-urlencoded'
```

OR

```
curl -X PUT http://ch20.amd.com/v2.0/interface/inband -d '{"action": "set-inband-allow", "protocol": "http", "allow": "false", "authtoken": "OpaqueRef:3a15e979-bad4-84d4-45cf-98c856c6ca55"}' -H 'Content-type: application/json'
```

OR

```
curl -X PUT http://ch20.amd.com/v2.0/interface/inband?'action=set-inband-allow&protocol=http&allow=false&authtoken=OpaqueRef:3a15e979-bad4-84d4-45cf-98c856c6ca55' -H 'Content-type: application/x-www-form-urlencoded'
```

Response

JSON Data.

Failure Response

```
{"result" : "", "error" : {"code" : "HTTP Error Code", "message" : "Failure: ERROR MESSAGE"}}
```

Parameters

protocol – options are “http”, “https”, “ipmi”, “ntp”, “radius”, “snmp”, “ssh”, “tacacs” or “termserver”

Disable DHCP protocol from running on mgmteth

This API disables DHCP protocol from running on mgmteth.

```
curl -X PUT http://ch20.amd.com/v2.0/interface/mgmteth/ipDhcp -d '{"value": "false", "username": "john", "password": "jsecret"}' -H 'Content-type: application/json'
```

OR

```
curl -X PUT http://ch20.amd.com/v2.0/interface/mgmteth/ipDhcp?value=false&username=john&password=jsecret' -H 'Content-type: application/x-www-form-urlencoded'
```

OR

```
curl -X PUT http://ch20.amd.com/v2.0/interface/mgmteth/ipDhcp -d '{"value": "false", "authtoken": "OpaqueRef:3a15e979-bad4-84d4-45cf-98c856c6ca55"}' -H 'Content-type: application/json'
```

OR

```
curl -X PUT http://ch20.amd.com/v2.0/interface/mgmteth/ipDhcp?'value=false&authtoken=OpaqueRef:3a15e979-bad4-84d4-45cf-98c856c6ca55' -H 'Content-type: application/x-www-form-urlencoded'
```

Response

JSON Data.

Failure Response

```
{"result" : "", "error" : {"code" : "HTTP Error Code", "message" : "Failure: ERROR MESSAGE"}}
```

Parameters

None.

Assign ip address and mask to mgmteth

This API assigns an ip address and mask to mgmteth. Before launching this API make sure DHCP is disabled from mgmteth.

```
curl -X PUT http://ch20.amd.com/v2.0/interface/mgmteth/ipAddress -d '{"add": "10.216.136.19/24", "username": "john", "password": "jsecret"}' -H 'Content-type: application/json'
```

OR

```
curl -X PUT http://ch20.amd.com/v2.0/interface/mgmteth/ipAddress?'add=10.216.136.19/24&username=john&password=jsecret' -H 'Content-type: application/x-www-form-urlencoded'
```

OR

```
curl -X PUT http://ch20.amd.com/v2.0/interface/mgmteth/ipAddress -d '{"add":  
"10.216.136.19/24", "authtoken": "OpaqueRef:3a15e979-bad4-84d4-45cf-  
98c856c6ca55"}' -H 'Content-type: application/json'
```

OR

```
curl -X PUT http://ch20.amd.com/v2.0/interface/mgmteth/ipAddress?'add=10.216.136.19/24&authto  
ken=OpaqueRef:3a15e979-bad4-84d4-45cf-98c856c6ca55' -H 'Content-type:  
application/x-www-form-urlencoded'
```

Response

JSON Data.

Failure Response

```
{"result" : "", "error" : {"code" : "HTTP Error Code", "message" : "Failure: ERROR  
MESSAGE"}}
```

Parameters

None.

Remove ip address from mgmteth

This API removes an ip address from mgmteth. Before launching this API make sure DHCP is disabled from mgmteth.

```
curl -X PUT http://ch20.amd.com/v2.0/interface/mgmteth/ipAddress -d '{"remove":  
"10.216.136.19", "username": "john", "password": "jsecret"}' -H 'Content-type:  
application/json'
```

OR

```
curl -X PUT http://ch20.amd.com/v2.0/interface/mgmteth/ipAddress?'aremove=10.216.136.19&user  
name=john&password=jsecret' -H 'Content-type: application/x-www-form-urlencoded'
```

OR

```
curl -X PUT http://ch20.amd.com/v2.0/interface/mgmteth/ipAddress -d '{"remove":  
"10.216.136.19", "authtoken": "OpaqueRef:3a15e979-bad4-84d4-45cf-98c856c6ca55"}'  
-H 'Content-type: application/json'
```


OR

```
curl -X PUT http://ch20.amd.com/v2.0/interface/mgmteth/ipAddress?'remove=10.216.136.19&authToken=OpaqueRef:3a15e979-bad4-84d4-45cf-98c856c6ca55' -H 'Content-type: application/x-www-form-urlencoded'
```

Response

JSON Data.

Failure Response

```
{"result" : "", "error" : {"code" : "HTTP Error Code", "message" : "Failure: ERROR MESSAGE"}}
```

Parameters

None.

Assign default gateway ip address to mgmteth

This API assigns default gateway ip address to mgmteth. Before launching this API make sure DHCP is disabled from mgmteth.

```
curl -X PUT http://ch20.amd.com/v2.0/interface/mgmteth/ipDefaultGateway -d '{"add": "10.216.139.254", "username": "john", "password": "jsecret"}' -H 'Content-type: application/json'
```

OR

```
curl -X PUT http://ch20.amd.com/v2.0/interface/mgmteth/ipDefaultGateway?'add=10.216.139.254&username=john&password=jsecret' -H 'Content-type: application/x-www-form-urlencoded'
```

OR

```
curl -X PUT http://ch20.amd.com/v2.0/interface/mgmteth/ipDefaultGateway -d '{"add": "10.216.139.254", "authToken": "OpaqueRef:3a15e979-bad4-84d4-45cf-98c856c6ca55"}' -H 'Content-type: application/json'
```

OR

```
curl -X PUT http://ch20.amd.com/v2.0/interface/mgmteth/ipDefaultGateway?add=10.216.139.254&authToken=OpaqueRef:3a15e979-bad4-84d4-45cf-98c856c6ca55' -H 'Content-type: application/x-www-form-urlencoded'
```

Response

JSON Data.

Failure Response

```
{"result" : "", "error" : {"code" : "HTTP Error Code", "message" : "Failure: ERROR MESSAGE"}}
```

Parameters

None.

Remove default gateway ip address from mgmteth

This API removes default gateway ip address from mgmteth. Before launching this API make sure DHCP is disabled from mgmteth.

```
curl -X PUT http://ch20.amd.com/v2.0/interface/mgmteth/ipDefaultGateway -d '{"remove": "10.216.139.254", "username": "john", "password": "jsecret"}' -H 'Content-type: application/json'
```

OR

```
curl -X PUT http://ch20.amd.com/v2.0/interface/mgmteth/ipDefaultGateway?remove=10.216.139.254&username=john&password=jsecret' -H 'Content-type: application/x-www-form-urlencoded'
```

OR

```
curl -X PUT http://ch20.amd.com/v2.0/interface/mgmteth/ipDefaultGateway -d '{"remove": "10.216.139.254", "authToken": "OpaqueRef:3a15e979-bad4-84d4-45cf-98c856c6ca55"}' -H 'Content-type: application/json'
```

OR

```
curl -X PUT http://ch20.amd.com/v2.0/interface/mgmteth/ipDeafultGateway?'remove=10.216.139.254&authToken=OpaqueRef:3a15e979-bad4-84d4-45cf-98c856c6ca55' -H 'Content-type: application/x-www-form-urlencoded'
```

Response

JSON Data.

Failure Response

```
{"result" : "", "error" : {"code" : "HTTP Error Code", "message" : "Failure: ERROR MESSAGE"}}
```

Parameters

None.

Add a domain name in domain list for mgmteth

This API adds a domain name in the domain list for mgmteth. Before launching this API make sure DHCP is disabled from mgmteth.

```
curl -X PUT http://ch20.amd.com/v2.0/interface/mgmteth/domainList -d '{"add": "google.com", "username": "john", "password": "jsecret"}' -H 'Content-type: application/json'
```

OR

```
curl -X PUT http://ch20.amd.com/v2.0/interface/mgmteth/domainList?'add=google.com&username=john&password=jsecret' -H 'Content-type: application/x-www-form-urlencoded'
```

OR

```
curl -X PUT http://ch20.amd.com/v2.0/interface/mgmteth/domainList -d '{"add": "google.com", "authToken": "OpaqueRef:3a15e979-bad4-84d4-45cf-98c856c6ca55"}' -H 'Content-type: application/json'
```

OR

```
curl -X PUT http://ch20.amd.com/v2.0/interface/mgmteth/domainList?'add=google.com&authtoken=OpaqueRef:3a15e979-bad4-84d4-45cf-98c856c6ca55' -H 'Content-type: application/x-www-form-urlencoded'
```

Response

JSON Data.

Failure Response

```
{"result" : "", "error" : {"code" : "HTTP Error Code", "message" : "Failure: ERROR MESSAGE"}}
```

Parameters

None.

Remove a domain name from domain list for mgmteth

This API removes a domain name from the domain list for mgmteth. Before launching this API make sure DHCP is disabled from mgmteth.

```
curl -X PUT http://ch20.amd.com/v2.0/interface/mgmteth/domainList -d '{"remove": "google.com", "username": "john", "password": "jsecret"}' -H 'Content-type: application/json'
```

OR

```
curl -X PUT http://ch20.amd.com/v2.0/interface/mgmteth/domainList?'remove=google.com&username=john&password=jsecret' -H 'Content-type: application/x-www-form-urlencoded'
```

OR

```
curl -X PUT http://ch20.amd.com/v2.0/interface/mgmteth/domainList -d '{"remove": "google.com", "authtoken": "OpaqueRef:3a15e979-bad4-84d4-45cf-98c856c6ca55"}' -H 'Content-type: application/json'
```

OR

```
curl -X PUT http://ch20.amd.com/v2.0/interface/mgmteth/domainList?'remove=google.com&authtoken=OpaqueRef:3a15e979-bad4-84d4-45cf-98c856c6ca55' -H 'Content-type: application/x-www-form-urlencoded'
```

Response

JSON Data.

Failure Response

```
{"result" : "", "error" : {"code" : "HTTP Error Code", "message" : "Failure: ERROR MESSAGE"}}
```

Parameters

None.

Add a domain name for mgmteth

This API adds a domain name for mgmteth. Before launching this API make sure DHCP is disabled from mgmteth.

```
curl -X PUT http://ch20.amd.com/v2.0/interface/mgmteth/domainName -d '{"add": "amd.com", "username": "john", "password": "jsecret"}' -H 'Content-type: application/json'
```

OR

```
curl -X PUT http://ch20.amd.com/v2.0/interface/mgmteth/domainName?'add=amd.com&username=john&password=jsecret' -H 'Content-type: application/x-www-form-urlencoded'
```

OR

```
curl -X PUT http://ch20.amd.com/v2.0/interface/mgmteth/domainName -d '{"add": "amd.com", "authToken": "OpaqueRef:3a15e979-bad4-84d4-45cf-98c856c6ca55"}' -H 'Content-type: application/json'
```

OR

```
curl -X PUT http://ch20.amd.com/v2.0/interface/mgmteth/domainName?'add=amd.com&authtoken=OpaqueRef:3a15e979-bad4-84d4-45cf-98c856c6ca55' -H 'Content-type: application/x-www-form-urlencoded'
```

Response

JSON Data.

Failure Response

```
{"result" : "", "error" : {"code" : "HTTP Error Code", "message" : "Failure: ERROR MESSAGE"}}
```

Parameters

None.

Remove a domain name from mgmteth

This API removes a domain name from mgmteth. Before launching this API make sure DHCP is disabled from mgmteth.

```
curl -X PUT http://ch20.amd.com/v2.0/interface/mgmteth/domainName -d '{"remove": "amd.com", "username": "john", "password": "jsecret"}' -H 'Content-type: application/json'
```

OR

```
curl -X PUT http://ch20.amd.com/v2.0/interface/mgmteth/domainName?'remove=amd.com&username=john&password=jsecret' -H 'Content-type: application/x-www-form-urlencoded'
```

OR

```
curl -X PUT http://ch20.amd.com/v2.0/interface/mgmteth/domainName -d '{"remove": "amd.com", "authtoken": "OpaqueRef:3a15e979-bad4-84d4-45cf-98c856c6ca55"}' -H 'Content-type: application/json'
```

OR

```
curl -X PUT http://ch20.amd.com/v2.0/interface/mgmteth/domainName?'remove=amd.com&authtok
```

```
en=OpaqueRef:3a15e979-bad4-84d4-45cf-98c856c6ca55' -H 'Content-type: application/x-www-form-urlencoded'
```

Response

JSON Data.

Failure Response

```
{"result" : "", "error" : {"code" : "HTTP Error Code", "message" : "Failure: ERROR MESSAGE"}}
```

Parameters

None.

Add name server ip address for mgmteth

This API adds a name server ip address for mgmteth. Before launching this API make sure DHCP is disabled from mgmteth.

```
curl -X PUT http://ch20.amd.com/v2.0/interface/mgmteth/nameServers -d '{"add": "10.20.79.31", "username": "john", "password": "jsecret"}' -H 'Content-type: application/json'
```

OR

```
curl -X PUT http://ch20.amd.com/v2.0/interface/mgmteth/nameServers?add=10.20.79.31&username=john&password=jsecret -H 'Content-type: application/x-www-form-urlencoded'
```

OR

```
curl -X PUT http://ch20.amd.com/v2.0/interface/mgmteth/nameServers -d '{"add": "10.20.79.31", "authtoken": "OpaqueRef:3a15e979-bad4-84d4-45cf-98c856c6ca55"}' -H 'Content-type: application/json'
```

OR

```
curl -X PUT http://ch20.amd.com/v2.0/interface/mgmteth/nameServers?add=10.20.79.31&authtoke
```

```
n=OpaqueRef:3a15e979-bad4-84d4-45cf-98c856c6ca55' -H 'Content-type: application/x-www-form-urlencoded'
```

Response

JSON Data.

Failure Response

```
{"result" : "", "error" : {"code" : "HTTP Error Code", "message" : "Failure: ERROR MESSAGE"}}
```

Parameters

None.

Remove name server ip address from mgmteth

This API removes a name server ip address from mgmteth. Before launching this API make sure DHCP is disabled from mgmteth.

```
curl -X PUT http://ch20.amd.com/v2.0/interface/mgmteth/nameServers -d '{"remove": "10.20.79.31", "username": "john", "password": "jsecret"}' -H 'Content-type: application/json'
```

OR

```
curl -X PUT http://ch20.amd.com/v2.0/interface/mgmteth/nameServers?remove=10.20.79.31&username=john&password=jsecret -H 'Content-type: application/x-www-form-urlencoded'
```

OR

```
curl -X PUT http://ch20.amd.com/v2.0/interface/mgmteth/nameServers -d '{"remove": "10.20.79.31", "authtoken": "OpaqueRef:3a15e979-bad4-84d4-45cf-98c856c6ca55"}' -H 'Content-type: application/json'
```

OR

```
curl -X PUT http://ch20.amd.com/v2.0/interface/mgmteth/nameServers?remove=10.20.79.31&auth
```



```
oken=OpaqueRef:3a15e979-bad4-84d4-45cf-98c856c6ca55' -H 'Content-type: application/x-www-form-urlencoded'
```

Response

JSON Data.

Failure Response

```
{"result" : "", "error" : {"code" : "HTTP Error Code", "message" : "Failure: ERROR MESSAGE"}}
```

Parameters

None.

Enable DHCP protocol on mgmteth

This API enables DHCP protocol on mgmteth. Before launching this API make sure there are no local configuration parameters set on the mgmteth. If local configuration parameters are set, they need to be removed first in order to enable DHCP on mgmteth.

```
curl -X PUT http://ch20.amd.com/v2.0/interface/mgmteth/ipDhcp -d '{"value": "true", "username": "john", "password": "jsecret"}' -H 'Content-type: application/json'
```

OR

```
curl -X PUT http://ch20.amd.com/v2.0/interface/mgmteth/ipDhcp?value=true&username=john&password=jsecret -H 'Content-type: application/x-www-form-urlencoded'
```

OR

```
curl -X PUT http://ch20.amd.com/v2.0/interface/mgmteth/ipDhcp -d '{"value": "true", "authtoken": "OpaqueRef:3a15e979-bad4-84d4-45cf-98c856c6ca55"}' -H 'Content-type: application/json'
```

OR

```
curl -X PUT http://ch20.amd.com/v2.0/interface/mgmteth/ipDhcp?value=true&authtoken=OpaqueRe
```

f:3a15e979-bad4-84d4-45cf-98c856c6ca55' -H 'Content-type: application/x-www-form-urlencoded'

Response

JSON Data.

Failure Response

```
{"result" : "", "error" : {"code" : "HTTP Error Code", "message" : "Failure: ERROR MESSAGE"}}
```

Parameters

None.

Sets mgmteth shutdown

This API sets shutdown for mgmteth.

```
curl -X PUT http://ch20.amd.com/v2.0/interface/mgmteth/shutdown -d '{"value": "true", "username": "john", "password": "jsecret"}' -H 'Content-type: application/json'
```

OR

```
curl -X PUT http://ch20.amd.com/v2.0/interface/mgmteth/shutdown?value=true&username=john&password=jsecret -H 'Content-type: application/x-www-form-urlencoded'
```

OR

```
curl -X PUT http://ch20.amd.com/v2.0/interface/mgmteth/shutdown -d '{"value": "true", "authToken": "OpaqueRef:3a15e979-bad4-84d4-45cf-98c856c6ca55"}' -H 'Content-type: application/json'
```

OR

```
curl -X PUT http://ch20.amd.com/v2.0/interface/mgmteth/shutdown?value=true&authToken=OpaqueRef:3a15e979-bad4-84d4-45cf-98c856c6ca55 -H 'Content-type: application/x-www-form-urlencoded'
```

Response

JSON Data.

Failure Response

```
{"result" : "", "error" : {"code" : "HTTP Error Code", "message" : "Failure: ERROR MESSAGE"}}
```

Parameters

None.

Bring up mgmteth (no shutdown)

This API brings up mgmteth.

```
curl -X PUT http://ch20.amd.com/v2.0/interface/mgmteth/shutdown -d '{"value": "false", "username": "john", "password": "jsecret"}' -H 'Content-type: application/json'
```

OR

```
curl -X PUT http://ch20.amd.com/v2.0/interface/mgmteth/shutdown?'value=false&username=john&password=jsecret' -H 'Content-type: application/x-www-form-urlencoded'
```

OR

```
curl -X PUT http://ch20.amd.com/v2.0/interface/mgmteth/shutdown -d '{"value": "false", "authtoken": "OpaqueRef:3a15e979-bad4-84d4-45cf-98c856c6ca55"}' -H 'Content-type: application/json'
```

OR

```
curl -X PUT http://ch20.amd.com/v2.0/interface/mgmteth/shutdown?'value=false&authtoken=OpaqueRef:3a15e979-bad4-84d4-45cf-98c856c6ca55' -H 'Content-type: application/x-www-form-urlencoded'
```

Response

JSON Data.

Failure Response

```
{"result" : "", "error" : {"code" : "HTTP Error Code", "message" : "Failure: ERROR MESSAGE"}}
```

Parameters

None.

Sets mgmteth shutdown

This API sets shutdown for mgmteth.

```
curl -X PUT http://ch20.amd.com/v2.0/interface/mgmteth -d '{"action": "set-mgmteth-shutdown", "allow": "true", "username": "john", "password": "jsecret"}' -H 'Content-type: application/json'
```

OR

```
curl -X PUT http://ch20.amd.com/v2.0/interface/mgmteth?'action=set-mgmteth-shutdown &allow=true&username=john&password=jsecret' -H 'Content-type: application/x-www-form-urlencoded'
```

OR

```
curl -X PUT http://ch20.amd.com/v2.0/interface/mgmteth -d '{"action": "set-mgmteth-shutdown", "allow": "true", "authtoken": "OpaqueRef:3a15e979-bad4-84d4-45cf-98c856c6ca55"}' -H 'Content-type: application/json'
```

OR

```
curl -X PUT http://ch20.amd.com/v2.0/interface/mgmteth?'action=set-mgmteth-shutdown &allow=true&authtoken=OpaqueRef:3a15e979-bad4-84d4-45cf-98c856c6ca55' -H 'Content-type: application/x-www-form-urlencoded'
```

Response

JSON Data.

Failure Response

```
{"result" : "", "error" : {"code" : "HTTP Error Code", "message" : "Failure: ERROR MESSAGE"}}
```

Parameters

interface-type – options are “gigabitethernet” or “tengigabitetehrnet”

Bring up mgmteth (no shutdown)

This API brings up mgmteth.

```
curl -X PUT http://ch20.amd.com/v2.0/interface/mgmteth -d '{"action": "set-mgmteth-shutdown", "allow": "false", "username": "john", "password": "jsecret"}' -H 'Content-type: application/json'
```

OR

```
curl -X PUT http://ch20.amd.com/v2.0/interface/mgmteth?action=set-mgmteth-shutdown&allow=false&username=john&password=jsecret -H 'Content-type: application/x-www-form-urlencoded'
```

OR

```
curl -X PUT http://ch20.amd.com/v2.0/interface/mgmteth -d '{"action": "set-mgmteth-shutdown", "allow": "false", "authtoken": "OpaqueRef:3a15e979-bad4-84d4-45cf-98c856c6ca55"}' -H 'Content-type: application/json'
```

OR

```
curl -X PUT http://ch20.amd.com/v2.0/interface/mgmteth?action=set-mgmteth-shutdown&allow=false&authtoken=OpaqueRef:3a15e979-bad4-84d4-45cf-98c856c6ca55 -H 'Content-type: application/x-www-form-urlencoded'
```

Response

JSON Data.

Failure Response

```
{"result" : "", "error" : {"code" : "HTTP Error Code", "message" : "Failure: ERROR MESSAGE"}}
```

Parameters

interface-type – options are “gigabitethernet” or “tengigabitetehrnet”

Allow a protocol to run on mgmteth

This API allows a protocol to run on mgmteth.

```
curl -X PUT http://ch20.amd.com/v2.0/interface/mgmteth -d '{"action": "set-mgmteth-allow", "protocol": "http", "allow": "true", "username": "john", "password": "jsecret"}' -H 'Content-type: application/json'
```

OR

```
curl -X PUT http://ch20.amd.com/v2.0/interface/mgmteth?action=set-mgmteth-allow&protocol=http&allow=true&username=john&password=jsecret' -H 'Content-type: application/x-www-form-urlencoded'
```

OR

```
curl -X PUT http://ch20.amd.com/v2.0/interface/mgmteth -d '{"action": "set-mgmteth-allow", "protocol": "http", "allow": "true", "authToken": "OpaqueRef:3a15e979-bad4-84d4-45cf-98c856c6ca55"}' -H 'Content-type: application/json'
```

OR

```
curl -X PUT http://ch20.amd.com/v2.0/interface/mgmteth?action=set-mgmteth-allow&protocol=http&allow=true&authToken=OpaqueRef:3a15e979-bad4-84d4-45cf-98c856c6ca55' -H 'Content-type: application/x-www-form-urlencoded'
```

Response

JSON Data.

Failure Response

```
{"result" : "", "error" : {"code" : "HTTP Error Code", "message" : "Failure: ERROR MESSAGE"}}
```

Parameters

protocol – options are “http”, “https”, or “telnet”

Stop allowing a protocol from running on mgmteth

This API stops allowing a protocol on mgmteth.

```
curl -X PUT http://ch20.amd.com/v2.0/interface/mgmteth -d '{"action": "set-mgmteth-allow", "protocol": "http", "allow": "false", "username": "john", "password": "jsecret"}' -H 'Content-type: application/json'
```

OR

```
curl -X PUT http://ch20.amd.com/v2.0/interface/mgmteth?action=set-mgmteth-allow&protocol=http&allow=false&username=john&password=jsecret' -H 'Content-type: application/x-www-form-urlencoded'
```

OR

```
curl -X PUT http://ch20.amd.com/v2.0/interface/mgmteth -d '{"action": "set-mgmteth-allow", "protocol": "http", "allow": "false", "authToken": "OpaqueRef:3a15e979-bad4-84d4-45cf-98c856c6ca55"}' -H 'Content-type: application/json'
```

OR

```
curl -X PUT http://ch20.amd.com/v2.0/interface/mgmteth?action=set-mgmteth-allow&protocol=http&allow=false&authToken=OpaqueRef:3a15e979-bad4-84d4-45cf-98c856c6ca55' -H 'Content-type: application/x-www-form-urlencoded'
```

Response

JSON Data.

Failure Response

```
{"result" : "", "error" : {"code" : "HTTP Error Code", "message" : "Failure: ERROR MESSAGE"}}
```

Parameters

protocol – options are “http”, “https”, or “telnet”

Failure Response

```
{"result" : "", "error" : {"code" : "HTTP Error Code", "message" : "Failure: ERROR MESSAGE"}}
```